SIEMENS

Data sheet 5SV1316-7KK10

RCBO compact 1P+N 6 kA type A 30 mA C10



Model	
Product brand name	SENTRON
Product designation	RCBO
Design of the product	Instantaneous
General technical data	
Number of poles	2
Number of poles / Note	1P+N
Number of poles / with protection	1
Tripping characteristic class	C
circuit-breaker / Design	5SV1
Mechanical service life (switching cycles) / typical	10 000
Overvoltage category	III
Voltage	
Surge current resistance / at (8/20) µs	1 kA
Supply voltage	
Supply voltage	
• for testing equipment / minimum	195 V
Supply voltage frequency / rated value	50 Hz

Subject to change without notice
© Copyright Siemens

Protection class	
Protection class IP	IP20, if the distribution board is installed, with connected conductors
Energy limiting class	3
Switching capacity	
Switching capacity current	
• acc. to EN 60898 / rated value	6 kA
Rated residual switching capacity (IΔm) / according to IEC 61009-1	4.5 kA
Dissipation	
Power loss [W] / for rated value of the current / at AC / in hot operating state / per pole	0.95 W
Electricity	
Tripping residual current / rated value	30 mA
Tripping residual / rated value / derated current	
• at 30 Cel	10 A
Type of fault current	A
Current / at AC / rated value	10 A
Product details	
Product feature / Touch protection	Yes
Product feature	
• halogen-free	Yes
• silicon-free	Yes
Product function	
Product function / neutral conductor switching	Yes
Number	
Number of test cycles / for environmental testing / acc. to IEC 60068-2-30	28
Connections	
Connectable conductor cross-section / stranded	
• minimum	0.75 mm²
• maximum	16 mm²
Connectable conductor cross-section	
• solid	
— minimum	0.75 mm²
— maximum	16 mm²
• finely stranded / with core end processing	
— minimum	0.75 mm²
— maximum	10 mm²
Tightening torque / with screw-type terminals	

Subject to change without notice
© Copyright Siemens

• minimum	1.2 N·m
• maximum	2 N·m
Position / of power supply cord	Either top or bottom

Mechanical Design	
Height	90 mm
Width	18 mm
Depth	77 mm
Mounting position	any
Installation depth	70 mm
Number of width units	1
Net weight	117 g

Environmental conditions	
Degree of pollution	2
Influence of the surrounding temperature	Max. 95% humidity
Ambient temperature	
• minimum	-25 °C
• maximum	45 °C
• during storage / minimum	-40 °C
• during storage / maximum	75 °C

Certificates	
Reference code	
• acc. to DIN EN 61346-2	F
• acc. to DIN EN 81346-2	F

Subject to change without notice
© Copyright Siemens

Waste electronic equipment must not be disposed as unsorted municipal waste, e.g. household waste. For disposing the waste electronic equipment it is necessary to observe the current local national/international regulations.



Declaration of Conformity

CE

EG-Konf.

Further information

Information- and Downloadcenter (Catalogs, Brochures,…)
http://www.siemens.com/lowvoltage/catalogs

Industry Mall (Online ordering system)
https://mall.industry.siemens.com/mall/en/en/Catalog/product?mlfb=5SV1316-7KK10

Service&Support (Manuals, Certificates, Characteristics, FAQs,...)
https://support.industry.siemens.com/cs/ww/en/ps/5SV1316-7KK10

Image database (product images, 2D dimension drawings, 3D models, device circuit diagrams, ...)
http://www.automation.siemens.com/bilddb/cax_en.aspx?mlfb=5SV1316-7KK10

CAx-Online-Generator
http://www.siemens.com/cax

Tender specifications
http://www.siemens.com/specifications

Subject to change without notice
© Copyright Siemens

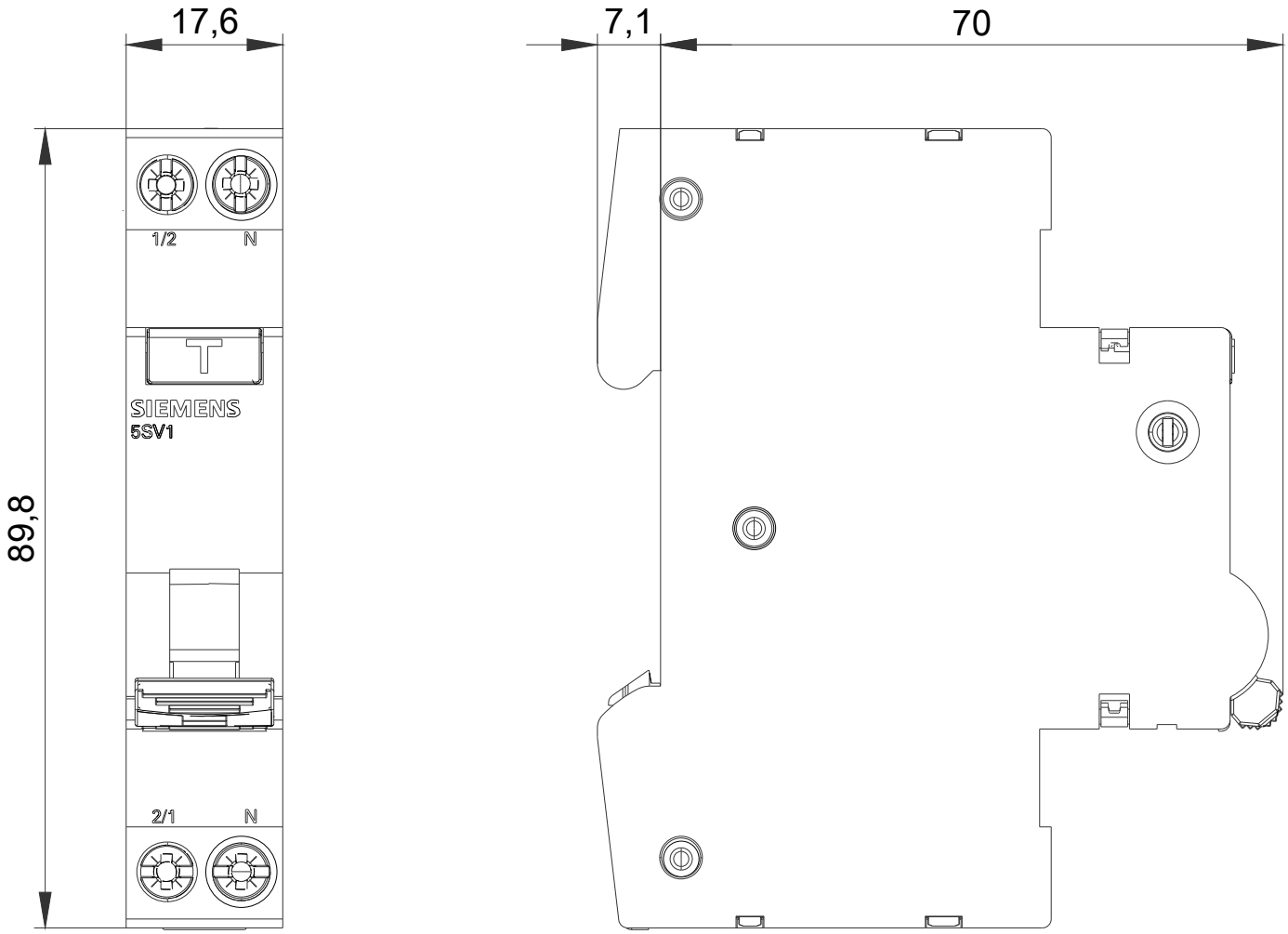

Subject to change without notice
© Copyright Siemens

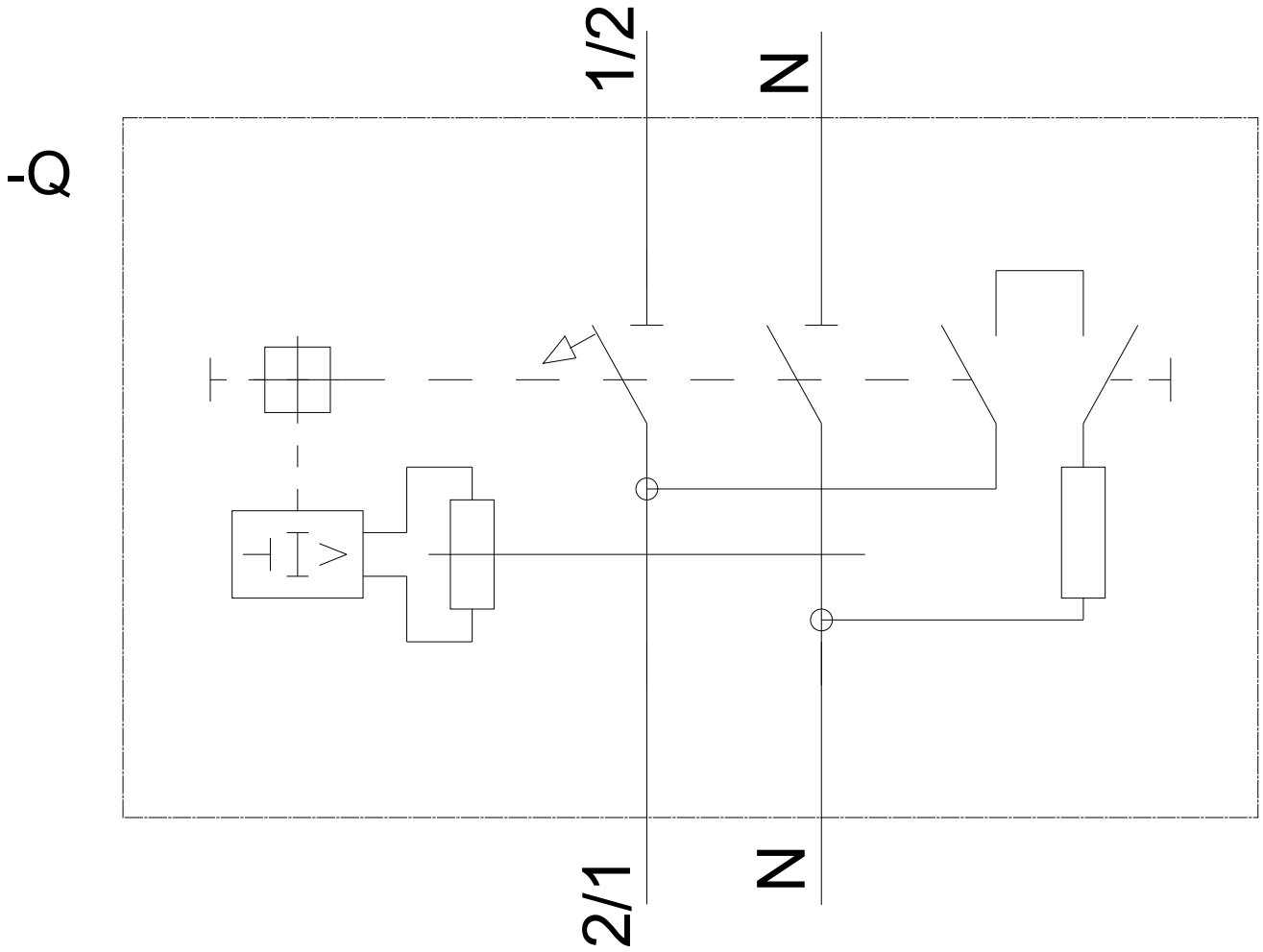

Subject to change without notice
© Copyright Siemens

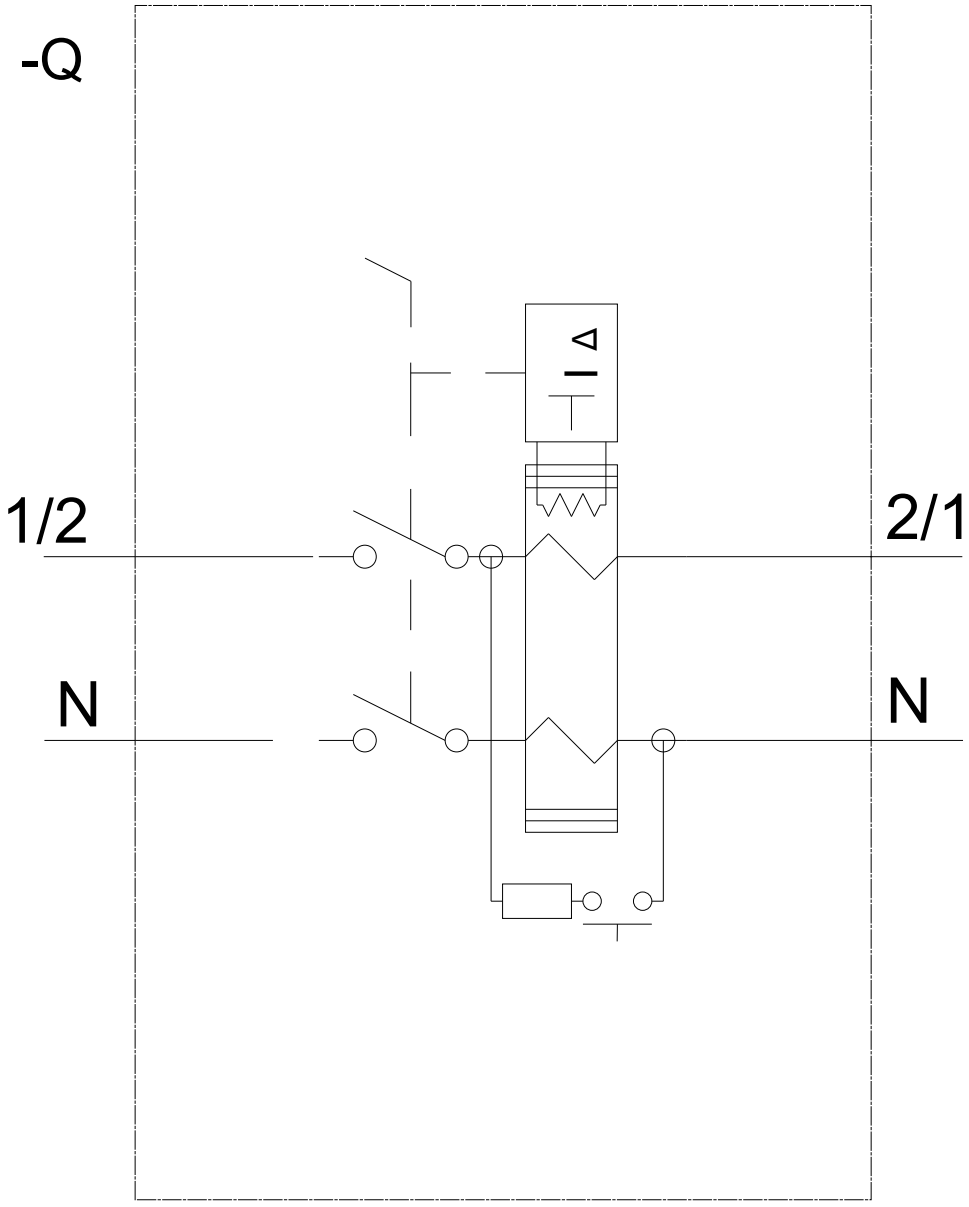

Subject to change without notice
© Copyright Siemens

Subject to change without notice
© Copyright Siemens