Cable ladder SLG 45, 3 m FS



The cable ladder is shipped folded up.
You can find the appropriate U clamp of type 2056N in the vertical ladder systems chapter.
Cable ladder with perforated side rail of side height 45 mm with riveted C profile rungs, open in an upwards direction.

Type	Width mm	Rail thickness mm	Pack. m	Weight kg/100 m	Item No.
SLG 420 NS 3 FS	200	2	3	281,800	**6200540**
SLG 430 NS 3 FS	300	2	3	295,800	**6200543**
SLG 440 NS 3 FS	400	2	3	310,200	**6200546**
SLG 450 NS 3 FS	500	2	3	337,000	**6200549**
SLG 460 NS 3 FS	600	2	3	354,000	**6200552**
SLG 420 NS 6 FS	200	2	6	281,800	**6200623**
SLG 430 NS 6 FS	300	2	6	295,800	**6200626**
SLG 440 NS 6 FS	400	2	6	310,200	**6200629**
SLG 450 NS 6 FS	500	2	6	337,200	**6200632**
SLG 460 NS 6 FS	600	2	6	354,200	**6200635**
SLG 420 NS 6 FT	200	2	6	295,700	**6200646**
SLG 430 NS 6 FT	300	2	6	310,700	**6200649**
SLG 440 NS 6 FT	400	2	6	325,700	**6200652**
SLG 450 NS 6 FT	500	2	6	354,000	**6200655**
SLG 460 NS 6 FT	600	2	6	372,300	**6200658**

St Steel

FS Strip-galvanised **FT** Hot-dip galvanised

Dimensions

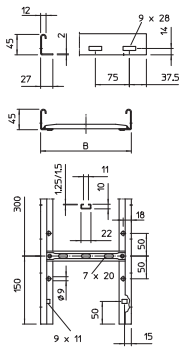

Type	Length mm	Width mm	Rail thickness mm	Useful cross-section cm^2	Rung spacing mm
SLG 420 NS 3 FS	3000	200	2	68	300
SLG 430 NS 3 FS	3000	300	2	103	300
SLG 440 NS 3 FS	3000	400	2	138	300
SLG 450 NS 3 FS	3000	500	2	173	300
SLG 460 NS 3 FS	3000	600	2	208	300
SLG 420 NS 6 FS	6000	200	2	68	300
SLG 430 NS 6 FS	6000	300	2	103	300
SLG 440 NS 6 FS	6000	400	2	138	300
SLG 450 NS 6 FS	6000	500	2	173	300
SLG 460 NS 6 FS	6000	600	2	208	300
SLG 420 NS 6 FT	6000	200	2	68	300
SLG 430 NS 6 FT	6000	300	2	103	300
SLG 440 NS 6 FT	6000	400	2	138	300
SLG 450 NS 6 FT	6000	500	2	173	300
SLG 460 NS 6 FT	6000	600	2	208	300

Cable ladder SLG 45, 3 m FS

Load

Type	1.5 m kN/m	2.0 m kN/m	3.0 m kN/m	4.0 m kN/m
SLG 420 NS 3 FS	2,75	2	1	0,55
SLG 430 NS 3 FS	2,75	2	1	0,55
SLG 440 NS 3 FS	2,75	2	1	0,55
SLG 450 NS 3 FS	2,75	2	1	0,55
SLG 460 NS 3 FS	2,75	2	1	0,55
SLG 420 NS 6 FS	2,75	2	1	0,55
SLG 430 NS 6 FS	2,75	2	1	0,55
SLG 440 NS 6 FS	2,75	2	1	0,55
SLG 450 NS 6 FS	2,75	2	1	0,55
SLG 460 NS 6 FS	2,75	2	1	0,55
SLG 420 NS 6 FT	2,75	2	1	0,55
SLG 430 NS 6 FT	2,75	2	1	0,55
SLG 440 NS 6 FT	2,75	2	1	0,55
SLG 450 NS 6 FT	2,75	2	1	0,55
SLG 460 NS 6 FT	2,75	2	1	0,55

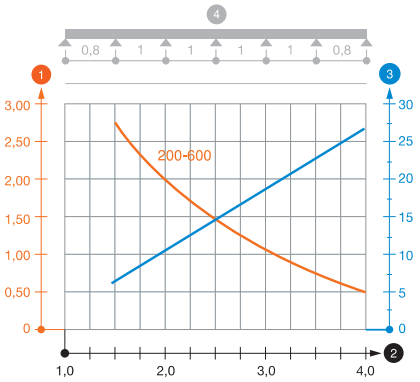

Load diagram, cable ladder, type SLG 45 NS

1. Permitted cable tray/ladder load in kN/m without man load
2. Support width in m
3. Rail bend in mm at permitted kN/m
4. Load scheme during testing

— Load curve with cable tray/ladder width in mm

— Strut bend curve according to support width