SIEMENS

Data sheet 5SV1316-7KK04

RCBO compact 1P+N 6 kA type A 30 mA C4

Model	
Product brand name	SENTRON
Product designation	RCBO
Design of the product	Instantaneous
General technical data	
Number of poles	2
Number of poles / Note	1P+N
Number of poles / with protection	1
Tripping characteristic class	C
circuit-breaker / Design	5SV1
Mechanical service life (switching cycles) / typical	10 000
Overvoltage category	III
Degree of pollution	2
Voltage	
Surge current resistance / at (8/20) µs	1 kA
Supply voltage	
Type of voltage	AC
Operating current / at AC / rated value	4 A
Supply voltage	
• at AC / rated value	230 V
• for testing equipment / minimum	195 V
Operating frequency	50 Hz
Supply voltage frequency / rated value	50 Hz
Protection class	
Protection class IP	IP20, if the distribution board is installed, with connected conductors
Switching capacity	
Breaking capacity short-circuit current (Icn) / according to EN 61009-1 / rated value	6 kA
Switching capacity current	
• acc. to EN 60898 / rated value	6 kA
• acc. to IEC 60947-2 / rated value	10 kA
Rated residual switching capacity (IΔm) / according to IEC 61009-1	4.5 kA
Energy limiting class	3

Subject to change without notice
© Copyright Siemens

Dissipation	
Power loss [W]	
• for rated value of the current / at AC / in hot operating state / per pole	1.15 W
• maximum	2.3 W

Current	
Tripping residual current / rated value	30 mA
Tripping residual / rated value / derated current	
• at 30 Cel	4 A
• at 40 Cel	3.8 A
• at 45 Cel	3.72 A
• at 50 Cel	3.6 A
• at 55 Cel	3.52 A
• at 60 Cel	3.4 A
• at 65 Cel	3.32 A
• at 70 Cel	3.2 A
Type of fault current	A

Product details	
Product function / neutral conductor switching	Yes
Product feature / Touch protection	Yes
Product feature	
• halogen-free	Yes
• silicon-free	Yes

Connections	
Connectable conductor cross-section / solid	
• minimum	0.75 mm²
• maximum	16 mm²
Connectable conductor cross-section / stranded	
• minimum	0.75 mm²
• maximum	16 mm²
Connectable conductor cross-section / finely stranded / with core end processing	
• minimum	0.75 mm²
• maximum	10 mm²
Tightening torque / with screw-type terminals	
• minimum	1.2 N·m
• maximum	2 N·m
Position / of power supply cord	Either top or bottom

Mechanical Design	
Height	90 mm
Width	18 mm

Subject to change without notice
© Copyright Siemens

Depth	77 mm
Installation depth	70 mm
Number of width units	1
Mounting position	any
Net weight	117 g

Environmental conditions

Influence of the surrounding temperature	Max. 95% humidity
Ambient temperature	
• minimum	-25 °C
• maximum	45 °C
Ambient temperature / during storage	
• minimum	-40 °C
• maximum	75 °C
Number of test cycles / for environmental testing / acc. to IEC 60068-2-30	28

Certificates

Reference code	
• acc. to DIN EN 61346-2	F
• acc. to DIN EN 81346-2	F

General Product Approval	Declaration of Conformity	Test Certificates	other
VDE	EG-Konf.	Special Test Certificate	Miscellaneous

Further information

Information- and Downloadcenter (Catalogs, Brochures,…)
http://www.siemens.com/lowvoltage/catalogs

Industry Mall (Online ordering system)
https://mall.industry.siemens.com/mall/en/en/Catalog/product?mlfb=5SV1316-7KK04

Service&Support (Manuals, Certificates, Characteristics, FAQs,...)
https://support.industry.siemens.com/cs/ww/en/ps/5SV1316-7KK04

Image database (product images, 2D dimension drawings, 3D models, device circuit diagrams, ...)
http://www.automation.siemens.com/bilddb/cax_en.aspx?mlfb=5SV1316-7KK04

CAx-Online-Generator
http://www.siemens.com/cax

Tender specifications
http://www.siemens.com/specifications

Subject to change without notice
© Copyright Siemens

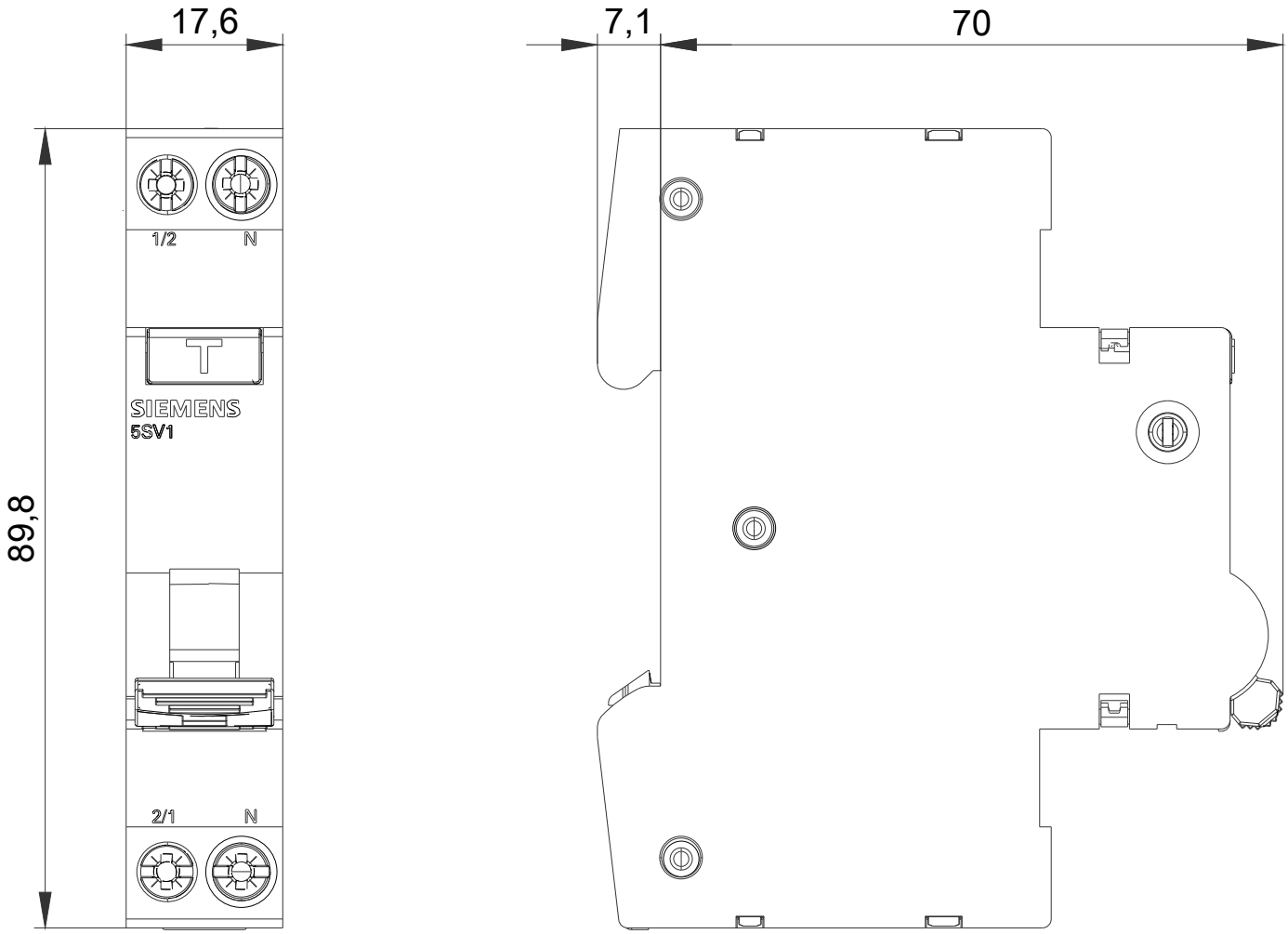

© Copyright Siemens

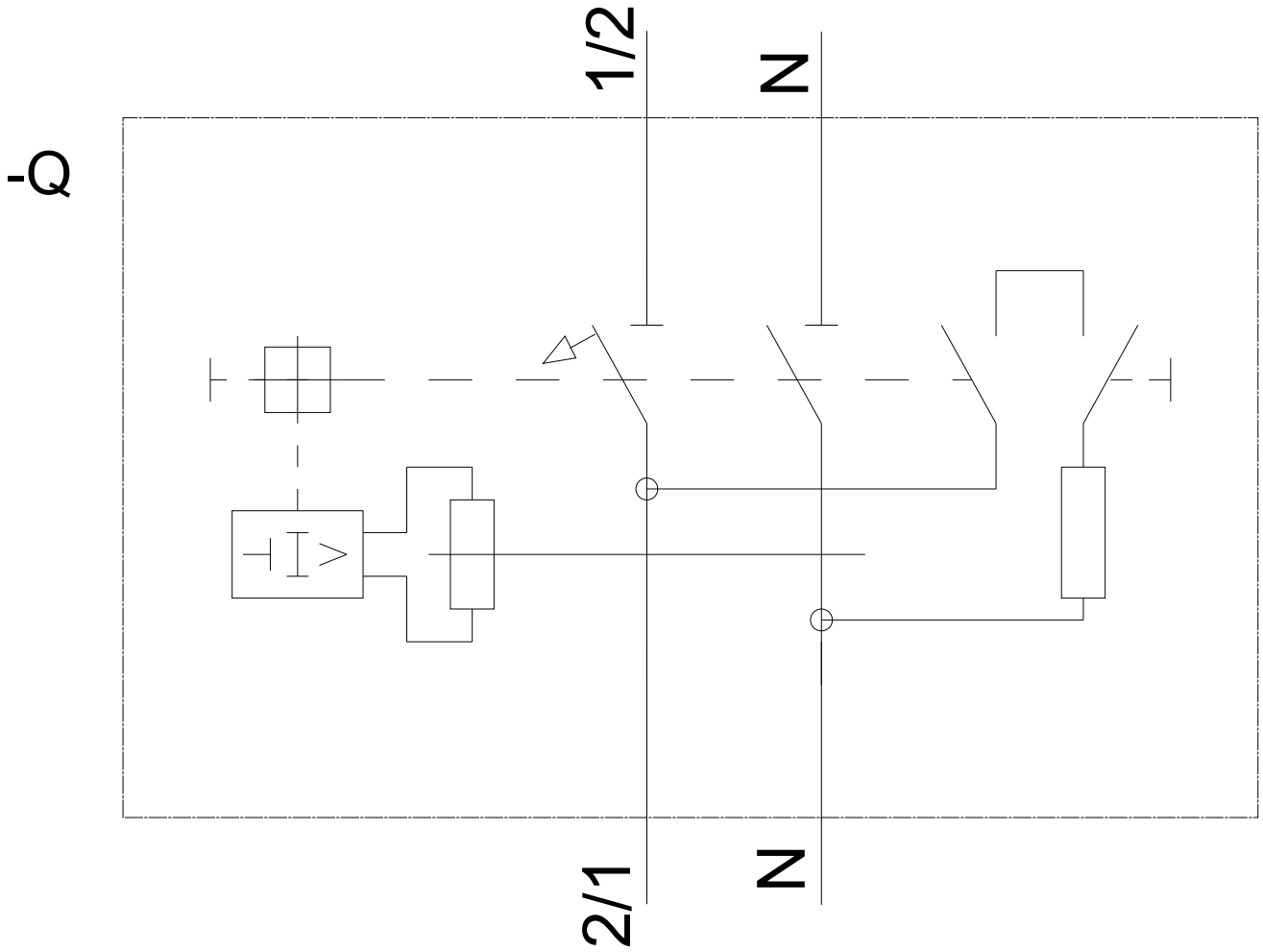

Subject to change without notice
© Copyright Siemens

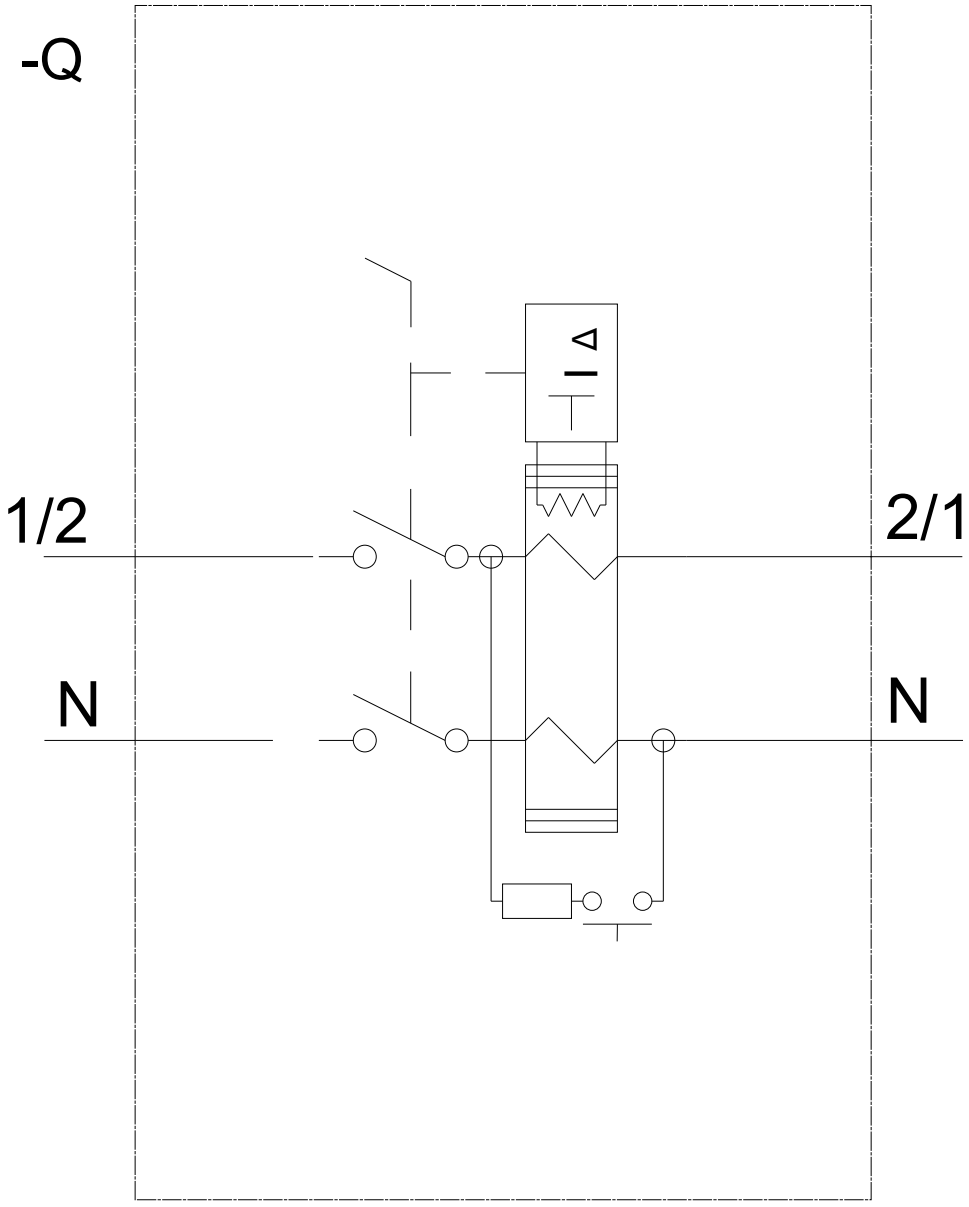

Subject to change without notice
© Copyright Siemens

Subject to change without notice
© Copyright Siemens