A Group Brand | legrand

# Axolute











## CATALOGUE

bticino

AXOLUTE

# THE ORIGINAL

## Design and technology





# Index


5-17 Design

| | |
|---|---|
| Axolute AIR - Thin like no other | 6 |
| Axolute AIR - Standard installation | 8 |
| Axolute Monochrome | 10 |
| Axolute Whice & Nighter | 12 |
| Axolute finishes | 14 |
| Axolute customisations | 16 |

18-35 Technology

| | |
|---|---|
| Switch features | 20 |
| New Axial controls | 21 |
| New flat socket | 22 |
| New TV sockets | 23 |
| New induction and USB chargers | 24 |
| Removable torch | 25 |
| The light used at the right time | 26 |
| Axolute energy efficiency | 28 |
| Smarther, the connected thermostat with integrated Wi-Fi | 29 |
| MyHOME_Up | 30 |
| Axolute in the hotel | 34 |

36-41 For each standard

| | |
|---|---|
| Axolute + universal standard | 38 |
| New plasterboard box | 40 |
| Axolute + universal cover | 41 |

42 -116 Catalogue

| | |
|---|---|
| Axolute wiring devices | 43 |
| Connected home | 66 |
| Axolute MyHOME_Up | 71 |
| Cover plates: colours and installations | 88 |

117 -121 Dimensional data

# AXOLUTE DESIGN

# Axolute Air

# THIN
## LIKE NO OTHER

**only 3.5mm thinness**



### Metal
Sturdy, strong, consistant
and long-lasting

### Efficient Lines
very clean geometries, attention
to detail and smooth surfaces

### Axolute keys
with glossy-finish:
white, tech, anthracite

# AXOLUTE AIR
## It's the new and really thin Axolute range.
## In line with modern design trends.

AXOLUTE White - HD





Tech - HC



Anthracite - HS

## MATT WHITE

The MATT WHITE cover plate can also be painted with house paint.



The MATT WHITE cover plate can also be painted with house paint.

After painting the cover plate



# Axolute Air

# STANDARD INSTALLATION

## 2 modules



## 4 modules



## 3+3 modules



## 6 modules



## THE VARIETY OF THE MODULES

**makes it extremely versatile** (2, 3, 4, 6, 3+3) and its compatibility with MyHOME completes the flexibility of application.

## STANDARD INSTALLATION

**The installation of Axolute AIR is really simple:**
the cover plates are mounted on the normal flush-mounting boxes and plasterboard (minimum depth 50 mm).



Standard boxes +



Dedicated supports +



All the functions of the AXOLUTE catalogue +



AIR cover plates



AXOLUTE

# MONOCHROME

## A WORTHWHILE **LUXURY.**



Devices and cover plate
with White finish



Devices and cover plate
with Tech finish



Devices and cover plate
with Anthracite finish

# The new monochrome cover plate in White, Tech, and Anthracite finish, coordinated with the controls.



Device, surround plate and
cover plate in one single finish
(White, Tech, or Anthracite).




# AXOLUTE
# WHICE & NIGHTER

## MONOCHROMATISM AND GLASS: ABSOLUTE VALUE

**The brightness of the glass enhances the two most extreme colours.**

Only white and only black, in the cover plates and controls, mirror the excellence of appearance and technology.

# Glass cover plates to be combined with light and dark AXOLUTE controls for a system coordinated in appearance

Whice glass cover plates



## AXOLUTE Whice

Nighter black glass cover plates



## AXOLUTE Nighter

Nighter Control



The Nighter and Whice controls are MY HOME devices which allow you to control: lights, rolling shutters, sound system, scenarios and basic door entry functions (e.g. opening the gate).

# AXOLUTE
# FINISHES



## **Rectangular** cover plates

### Aluminium
**The main character of modern interior design.**
Minimum thicknesses and anodised or painted finishes, enhanced by diamond cuts on all edges.

### Wood
**Warm and natural material.**
Available in the variants most used in elegant interior designs.

### Glass
**A material that is both technologically advanced and natural.**
Processed into a sheet with a thickness of only 4 mm, with extreme precision and attention to detail.

### Stone
**Depicting value.**
The natural material contrasts with the technological brightness of the keys. Two Italian stones of absolute value: Carrara marble and black slate.

Monochrome





Woods

Anodized





Lacquered

Aluminium





Glass

Stone





Nighter & Whice

# **Elliptical** cover plates



## Plastic

**The expression of design.**
Modern technologies that enhance the colour and give the cover plate the brightness of water.

## Metals

**Depicting absolute value.**
Classic finishes, like gold and silver, complemented with new technological paints matching the colours of the devices.

Metallized





Liquid

White





Glossy

# AXOLUTE
# COSTUMISATIONS

## Unique, original and tailor-made

## SWAROVSKI

The cover plates made using Swarovski Elements, of high value, are fully handmade. They are made to special request.






AXOLUTE
Swarovski
crystal



AXOLUTE
Swarovski
light peach

The brightness of Swarovski Elements crystals to dress and enhance the switch with a unique and unmistakeable style

Available in the following modular constructions: 2, 3, 4 and 3+3 modules.

# TO ORDER

The customer can request aesthetic variations of the AXOLUTE cover plates listed in our catalogue.
Three types of customisations are possible.



## 1. Tampography

All cover plates may be supplied with customised logos or symbols using one or more colours.

Inner frame with tech finish, matching tech keys



## 2. Inner frame

The chrome inner frame can be supplied in different colours: white, aluminium and anthracite (the same as AXOLUTE mechanisms), bright or satin gold.
Maximum chromatic coordination and discretion.

European walnut rectangular cover plate



## 3. Wood

We can supply:

- rectangular maple, cherry and walnut cover plates
- elliptical wengè, teak, and ash cover plates both shapes can be supplied in mahogany, European walnut, oak, pear.

## KRISTALL VKA COVER PLATE

The Kristall VKA cover plate can be disassembled and the customer can insert under the glass metal sheets (copper, gold, silver), fabrics, embroideries, and wall coverings, for a unique effect.
The glass section can become a template to give to the craftsman, who will be able to create a customised cover plate in the material chosen by the customer, provided this has a thickness of 4 mm.



# TECHNOLOGY

# SWITCH FEATURES

## Faultless look for the AXOLUTE switch, thanks to:

**axial control /**
to ensure perfect planarity of the switch

**backlit gem /**
light blue for anthracite and tech controls, Opaline white for white controls.



## The AXIAL control

The axial control characterizes the design of the line. It ensures perfect planarity of the switch thanks to an advanced technology, synthesis of an extremely precise and sophisticated mechanical construction.

## SWITCH FEATURES

**Sweet click control**
Electronic control, giving the perception of a digital device, also in traditional type systems.



## ROCKER SWITCH

Traditional choice, is the ideal continuation of BTicino wiringdevices offer.



# NEW
# AXIAL CONTROLS

## REDUCED depth, SUPERIOR ergonomics



### THE THINNEST EVER.

The new axial control takes up the least space in the box: **- 30% the size of the old axial**

- It is easy to install, in new systems and in refurbishments even **with boxes full of cables**
- it is perfect for installation with ultrathin cover plates and lower (Axolute and Livinglight) AIR supports

**Surface-mounted**




E.g. screw/plate in low AIR support version

### Ergonomic

The performance features of the new axial controls send sensations similar to the activation of an electronic control.

- **Reduction in the travel** for activation **- 35%** (2.2 mm instead of 3.5 mm)
- **Reduction in the strength** required for the activation
- **40%** (5N instead of 8/9N)
- **Reduction in the perceived** noise: **-18%**
- Optional backlighting with the **new LEDs**

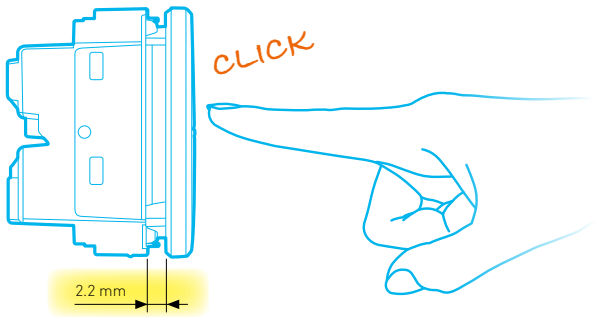


### Universal: maximum performance

The new controls – 10 AX Mini Gap (contact distance reduced to 1.8 mm) – are suitable for all types of lamps **by controlling loads up to 2,500 W**and improving performance even in potentially critical situations (e.g. LED strips).

| Brightness | 220 + | 400 + | 700 + | 900 + | 1300 + |
|---|---|---|---|---|---|
| LED | 4 W | 6 W | 10 W | 13 W | 18 W |
| CFL | 6 W | 9 W | 12 W | 15 W | 20 W |
| Halogen | 18 W | 28 W | 42 W | 53 W | 70 W |
| Standard | 25 W | 40 W | 60 W | 75 W | 100 W |

Table showing the type of lamp in relation to the relative load according to the brightness produced.

**NOTE:** The new axial controls make it possible to check loads up to 2,500 W (so 16AX are no longer necessary).

# NEW
# FLAT SOCKET

## Beautiful, practical and safe

The **new FLAT sockets**, German/Italian and French/Belgium standard (10/16 Amperes) compliant, **feature a moving front plate** that moves inwards when the plug is inserted.

**This feature ensures:**

- perfect planarity of the light point also with the German/Italian standard sockets, adding value to the installation, which will perfectly match the sophisticated and prestigious standards of AIR Axolute and LivingLight
- more practicality because the easy to see holes make inserting the plug easy.

It also perfectly adapts to all types of sockets used in Italy (C, L, F type with straight or 90° cable).

- more cleanliness because dust and grease do not accumulate inside the sockets.



**Features**

Body aligned with the controls and the cover plate.

Movable wall aligned with the body . It goes in when the plug is inserted and realigns when the plug is taken out.

Earth contacts always protected for greater safety.

### LED backlighting of the holes

Appropriate housings at the bottom of the enclosure ensure easy LED wiring.
The LED is optional and is available in 4 colours: white, blue, green, orange.




### MORE SAFETY

The **FLAT** socket guarantees more safety and protection than all the other sockets on the market thanks to:

- greater distance between movable wall and contacts when the plug is not inserted (the movable wall only lowers when the plug is plugged in)
- safety system which prevents people putting foreign objects into the plug entrance holes
- the movable wall returns to its original position on removing the plug, thus activating the safety system
- earth contacts always protected.

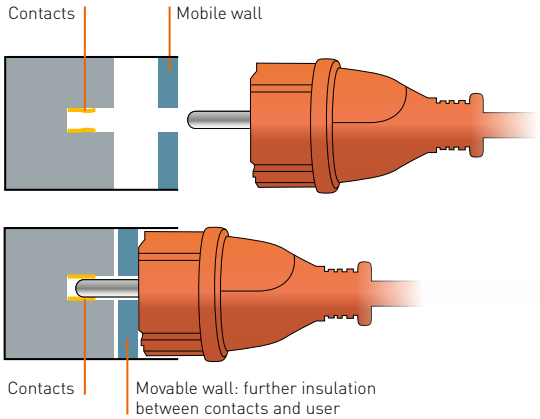

# NEW
# TV SOCKETS

## A simple range for advanced performances




### OPTIMUM PERFORMANCES AND CONFORMITY

Low attenuation, optimised over the requirements of the EN50083-4 standard (<1 dB in DVBT and Satellite Band). Suitable also for the new television devices in UHD (Ultra High Definition). Reduction of the amplification required for the operation.

All new TV sockets comply with European reference standards (EN 50083-2, EN 50083-4)

### Only one code for each TV socket

Simplification: for all the TV sockets, the aesthetic covers are supplied with the engine.




### A complete range

The new TV sockets offer is perfectly suitable for different installation modes of a TV system (single home or apartment block) and for the different wiring modes (star or passthrough installations).

### New wiring system

- The new wiring system of the TV sockets allows an intuitive connection thanks to the complete opening of the clamp and the direct display of the cable insertion zone.
- Improved efficiency thanks to the clamp shielding in Class A (protection 4G; LTE ready).

### Selection guide

SIMPLY select the function (e.g. direct socket, through socket, satellite socket, etc.), without having to worry about the colour of the mechanisms: for the white, Tech or anthracite versions, **the code is always the same!**

# NEW INDUCTION AND USB CHARGERS

## Faster charging and maximum flexibility for all uses

### MORE SOLUTIONS FOR ANY ROOM

The USB chargers, suitable for smartphones, Mp3 players, navigators, tablets etc., guarantee a fast charge and greater power, adapting perfectly to the energy requirements of latest-generation batteries. Moreover, thanks to the variety of chargers proposed in the catalogue, they guarantee maximum flexibility of use, adapting to every need and every room.




**SUITABLE** for all rooms thanks to their small size. Recommended in the bedroom or kitchen.

### Flexibility of use

From the private home to the office, from the hotel to common areas BTicino USB chargers satisfy modern charging needs for every device.

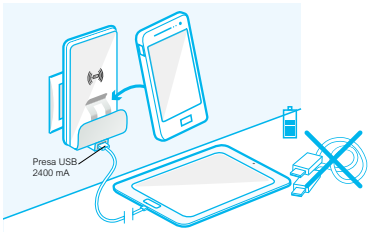


For wireless induction charging of devices fitted with suitable receivers. Also has a USB 2,400 mA socket

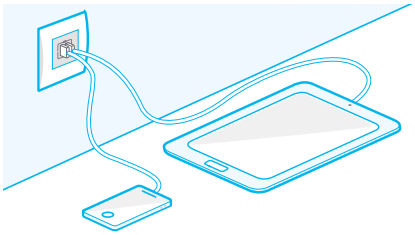

For the quick charge of smartphones and tablets. Allows you to free up sockets.




**RECOMMENDED** on the kitchen worktop, in the living room, hotel ... Thanks to the support and induction charge.

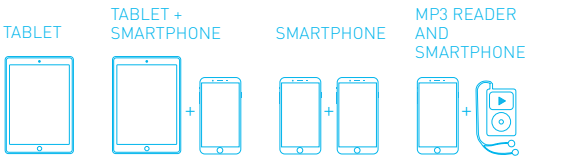




**WHEN** you have several telephones to charge or you need a rapid charge. Ideal for the living room or office.



2 MODULES AXOLUTE AIR
WITH REMOVABLE TORCH

# REMOVABLE TORCH

## Comfort and safety at the same time

## Push-pull pull-out system and LED light

The new ergonomics also allows easy pulling out from the flush-mounted base. The LED imrpove the performance: high luminous intensity, reduced consumption.




## MODERN, TECHNOLOGICAL.

The new pull-out torch guarantees all the security you need when there is a black-out. The completely renewed design means it fits in perfectly with the BTicino wiring devices series.
Fitted with a push&pull pull-out system, the new torch guarantees the planarity of the light point in which it is installed thanks to its thinness.

## A unique code for 3 finishes

The new torch is supplied in a package with a neutral base, to be finished with one of the white, tech and anthracite finish front covers available. This allows managing just one product code, instead of three.



# THE LIGHT USED AT THE RIGHT TIME

The new LED lighting devices contribute to the comfort and security of the home, helping to create comfortable surroundings, in both residential and service buildings. The range of products dedicated to lighting is growing: from directional





## Dimmer reading LAMP

**The ideal light for relaxation.**

With the new BTicino reading lamp you decide where to light. The flexible stem in fact allows you to direct the lamp light beam; the control is integrated and allows you to adjust the LED brightness to obtain the perfect lighting for your needs.



DIMMER READING LAMP

lighting devices to step-marker and reading lamps, **BTicino Home Lighting** allows you to create original and safe rooms which are functional for the needs of the people living in the home.





## Directional LAMP

**New directional step marker lamp.**

From now on you can add a touch of design to your home's lighting: the new directional LED lamp guarantees all the security you need and at the same time allows you to create comfortable rooms. Ideal for places where people walk such as staircases and corridors, or to guarantee correct lighting at night.



DIRECTIONAL LAMP

## Swivel 360° LAMP

**Light where you want it.**

This innovative flush-mounted lamp can be turned by 360 degrees, allowing you to light where you effectively need. This feature makes it particularly suitable for lighting work surfaces (e.g. hob, writing desk, etc.). Like a normal lamp, it can be controlled using standard controls.



SWIVEL LAMP

# AXOLUTE = ENERGY EFFICENCY



UP TO 65% SAVINGS

**Lower consumption, same light performance**
With a constant 100 W light level (consumption of 100 W, filament = 70 W, halogen = 17 W LED), it is possible to obtain savings up to 65% by adjusting the dimmer to 25%.

## BTicino innovation, always more and more attentive to the environment

Respect for the environment and compliance with the new building regulations, saving energy without compromising on modern life comfort is today possible. BTicino offers solutions for an environmentally intelligent management of lighting, and for the control of domestic energy consumptions.

### ADJUST THE LIGHT LEVEL WITH MAXIMUM EFFICIENCY

With the new universal dimmer, it is also possible to control compact fluorescent lamps and LEDs, with current savings of up to 65%.

UP TO 55% SAVINGS
IN ACCORDANCE WITH EN15193

### GREEN SWITCH: illumination only when needed

Green Switch is the intelligent state of the art solution for managing lighting without waste in the residential and service sectors. The light is switched on by the user and goes off automatically when no one is in the room.



**Passive infrared movement sensor**
- AUTO MODE -



**1 module infrared switch**
- IR for the new generation of LED lamps.
- for all types of lamps



**Double technology Green Switch**
- infrared and ultrasounds
- ECO MODE -
- AUTO MODE -

## An innovative and at the same time intelligent control:

works like a normal switch allowing manual switching on and off of the managed load but it can also switch the light off automatically if it is left on. When no movement is detected for 10 minutes this new switch will in fact independently deactivate the load to which it is connected. It is the ideal product in both new systems and when replacing existing controls. Also, it does not require a neutral wire, totally zeroing consumptions when the light is off.



ENERGY SAVING SWITCH

### MAIN TYPES OF LOAD

| | | R | | L | C/L | | | |
|---|---|---|---|---|---|---|---|---|
| | | Incandescent 230V | Halogen 230V | Halogen ferromagnetic transformer | Halogen electronic transformer | Fluorescent lamps | Led | Compact fluorescent lamps |
| 230 V ~ | Max. | 150 W | 150 W | 150 VA | 150 VA | 100 VA | 650 mA | 650 mA |
| | Min. | 12 W | 12 W | 12 VA | 12 VA | 12 VA | 50 mA | 50 mA |

# SMARTHER, THE CONNECTED THERMOSTAT WITH INTEGRATED WI-FI

## No manuals required and it's as easy as an App



### Main functions

- Remote programming and management App
- Boost innovative function
- Geolocation
- Easy wall mounted and flush mounted installation



### GEOLOCATION

Thanks to the APP the thermostat always knows where you are, allowing you to save money.
If you leave home earlier than usual (e.g. at 8 instead of 9) the thermostat will automatically send you a message asking if the heating should be switched off early.

### BOOST FUNCTION

It is possible to activate the heating or cooling for a limited time, regardless of the profile set and the room temperature.

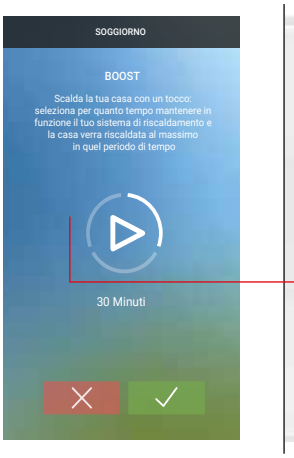





Symbol of the BOOST function

### FLUSH MOUNTED Smarther thermostat




### WALL MOUNTED Smarther Thermostat




DESIGN AWARD 2017

Smarther, the connected thermostat, has been awarded this prestigious international recognition conferming BTicino's capacity in combining technology and design.

BTICINO THERMOSTAT APP

Download on App Store

AVAILABLE ON Google Play





**ENERGY MANAGEMENT**

- Temperature control
- Load management
- Consumption display

# MyHOME_UP

## With Axolute the best in digital technology

**ADVANCED ELECTRICAL SYSTEMS**
MyHOME_Up is the high technology BTicino home automation system for the more advanced electric systems in terms of comfort, safety, energy savings, audio/video communication and local or remote control.

**AN OPEN SYSTEM**
Thanks to the MyHOME_Link integration platform based on use of the Driver manager item F459 and the TCP/IP communication protocol, MyHOME_Up can be integrated with the best technologies and systems and devices from other producers.



## COMFORT

- Light automation
- Automatic devices and shutter management
- Sound system

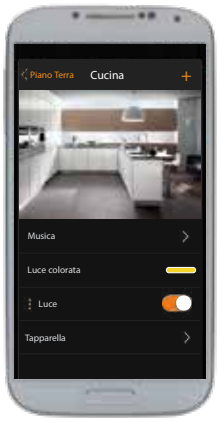


## LOCAL AND REMOTE CONTROL

- Local or remote management using the MyHOME_Up application for iOS and Android smartphones and tablets.

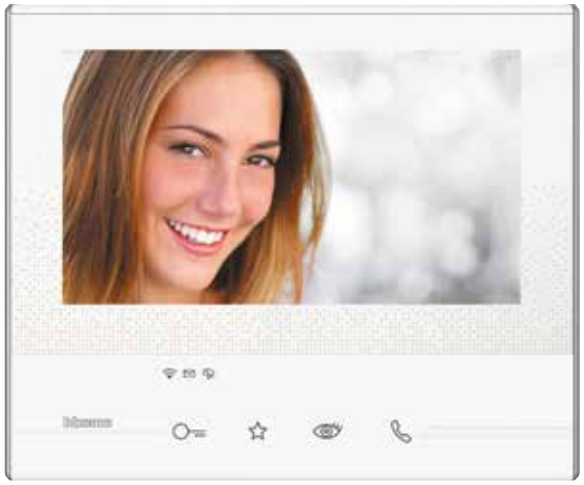

## VIDEO DOOR ENTRY SYSTEM

- Call repetition on smartphone
- Video control




**HOME Alarm, MyHOME_Up and Door Entry for HOMETOUCH**

Download on App Store

GET IT ON Google Play




HOMETOUCH - Touch Screen 7"

## VIDEO DOOR ENTRY SYSTEM, LOCAL CONTROL AND INTEGRATION

- Scenario activation
- Function integration
- Control of video door entry functions

# **My**HOME_Up

## HOME AUTOMATION EVOLUTION

Just one APP to associate the devices easily and to control and customise the functions of the MyHOME_Up home-automation system.

- NO CONFIGURATION
- SELF-LEARNING AND DEVICE ASSOCIATION USING THE APP
- SMART MANAGEMENT OF THE SCENARIOS

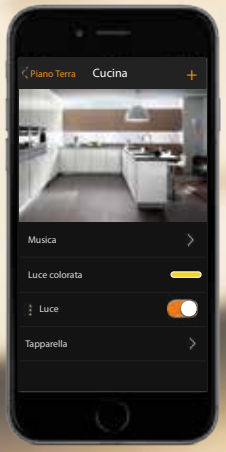


**My**HOME_Up App

App to associate devices and control functions by the user.



**My**HOMEServer1

The heart of the **My**HOME_Up system: server for the management using the App.

**My**HOME_Up is the new and efficient BTicino home automation system with BUS technology that stands out for the use of a mobile device App that:

- simplifies, for the installer, all the system starting up operations;

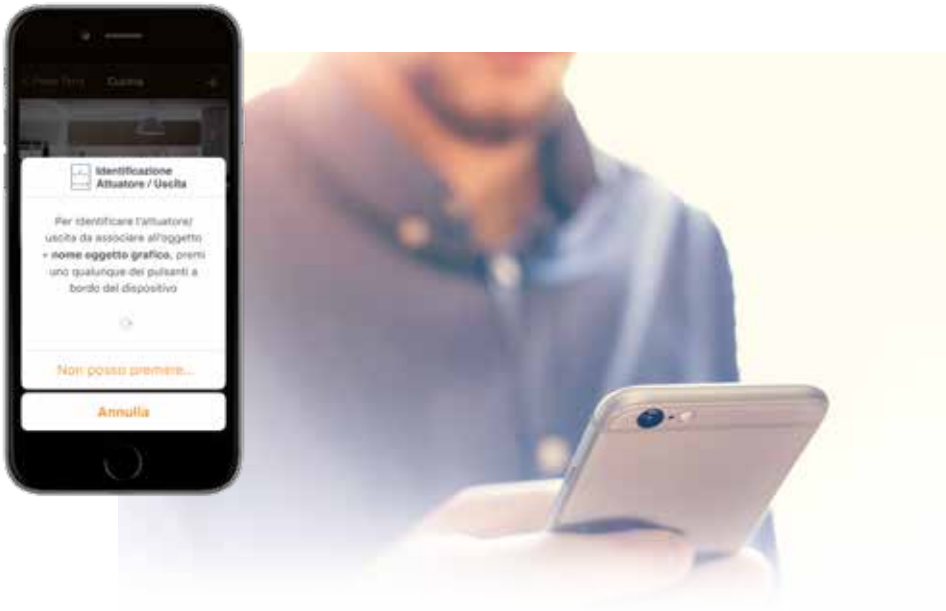


- gives the final user the possibility of customising the management of all the Home Automation functions with maximum freedom.

It will be possible to create scenarios that can be activated with different modes and to manage connected objects for sound system, coloured lights and Smart TV devices.

Everything from home or remotely with no difference; the App automatically connects to the customer's home.




What is described above, can be made by connecting the specific **My**HOMEServer1 Gateway to the BUS system and using the **My**HOME_Up application for tablet and smartphones, available free from the Android and iOS stores.

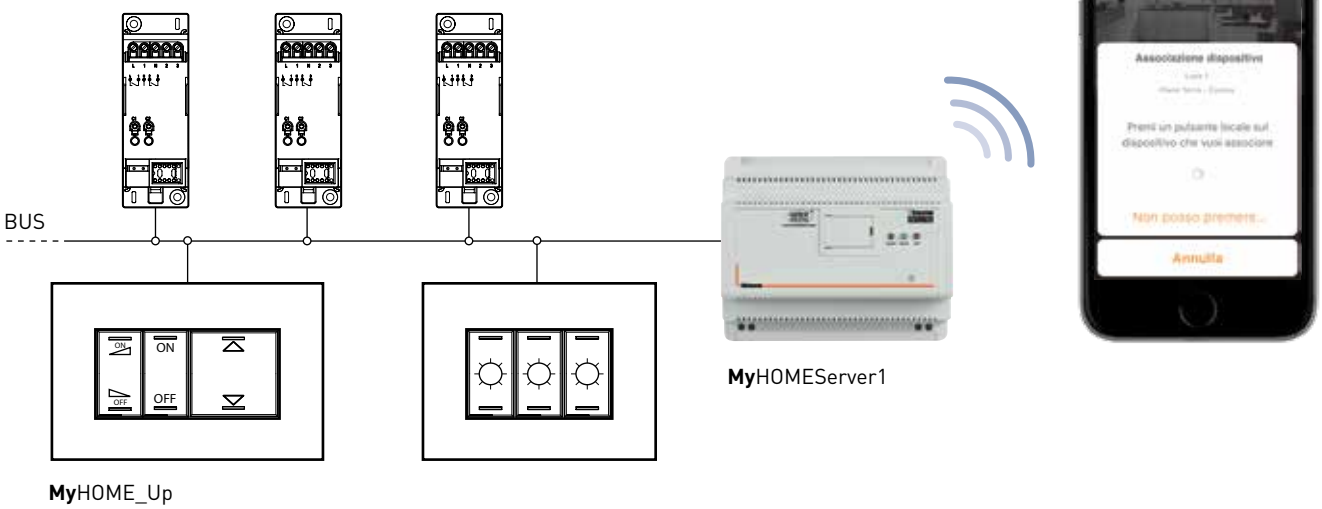


**My**HOME_Up

**My**HOMEServer1

# AXOLUTE IN THE HOTEL

A cutting edge system.
A complete offer.

## IMMEDIATELY AT EASE

The presence of a badge holder socket invites the guest to immediately interact with the room services on offer. To be left undisturbed simply press the "do not disturb" control.



**Inside the room:**
do notd isturb – makeup theroom" pushbuttons, andsupplybadge pocket (network ON)






**Outside the camera:**
"do not d isturb - make up room" pilot lamp with diffuser, doorbell and badge reader



Reading lamp

## THE IDEAL LIGHT FOR RELAXATION

Flexible stem to direct the lamp light beam; the control is integrated and allows you to adjust the LED brightness. Ideal for desk or bed.



HDMI and USB connector for managing readers and electro nic devices such as DVDs, digital cameras, MP3 readers

## CONNECTION, ENTERTAINMENT, AND MULTIMEDIALITY

A range of products dedicated to audio/video connections provide the desired level of entertainment and relax.

## MANAGEMENT OF THE ROOMS AND THE COMMON AREAS

The Guest Room Management System offer gives the possibility of supervising and controlling in real time the status of the rooms, and interact with them.






Digital thermostat

## THE RIGHT ATMOSPHERE, IN ONE MOVE

Thanks to the new MyHOME devices - control with the 8 keys (customisable) and digital thermostat installed at the Digital thermostat, MyHOME side of the bed; with a single touch it is possible to recreate the desired atmosphere, adjusting the light, the temperature, and the shutters.

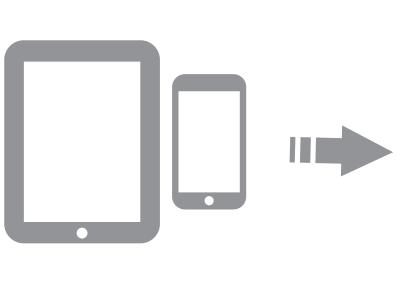



## USB CHARGERS

The USB chargers, requiring 5V power supply, can be used to charge mobile phones, smartphones, tablets, and similar gadgets.

# FOR EACH STANDARDS

# AXOLUTE

# AN INTERNATIONAL STANDARD

## MAIN MODULARITIES

With Axolute you can choose from a wide range of standards and modularity to get the solution that best suits your project.



**ITALIAN/AMERICAN/INDIAN**
Standard



**BRITISH**
Standard



**GERMAN AND FRENCH**
Standard

71 mm centre distance



**GERMAN AND FRENCH**
Standard

57 mm centre distance

# SOCKET OUTLETS STANDARD

The socket outlets range is complete of the main international standards.



GERMAN



FRENCH/BELGIAN



ITALIAN



BRITISH



SWISS



INDIAN



AMERICAN



EURO/AMERICAN



MULTISTANDARD

# NEW
# PLASTERBOARD BOX

## Save your energy...
## Easy, quick, professional

Not a simple plastic box, but the best solution for light walls: each innovative detail conceived to make your job quicker and easier, ensuring even more professional results.

**The new generation of boxes for light walls:** each innovative detail is produced to make your work quicker and easier, guaranteeing an even more professional result.



**MILLING CUTTER CENTERING MADE EASIER**

Points on the back for a perfect installation.





**INNOVATIVE TOOLLESS OPENING**

Pull the tongue manually to create the hole where the corrugated pipe can be inserted.



**TRIPLE ANCHORING**

Wide and reinforced flanges, metal staples and rubber profiles ensure that the box is perfectly fastened to the plasterboard board.



**FLEXIBLE BUT FIRMLY FASTENED**

Strong elastic membrane which guarantees the pipe seal in the box and flexibility to adjust the position.



**EASIER INSTALLATION AND REMOVAL**

Captive fastening staples, to fasten the boxes to the wall and remove them easily, without damaging the wall.



**HIDES IMPERFECTIONS**

Thin but wide collar to hide small errors in the wall drilling phase.

## ... and the home energy
## Thermal insulation: -95% air losses



The new box is designed to satisfy the highest **energy saving** requirements: the perfect and strong adherence of the membrane to the corrugated pipe favours a significant energy saving (up to 15 kWhEP/ m²/ year) increasing the building's level of thermal insulation.





# AXOLUTE + UNIVERSAL COVER

## Safe and protected everywhere

### IP44 WATERPROOF PROTECTION

With an IP44 protection degree (guaranteed when closed), it is possible to install all kinds of devices, both outsides, and in areas requiring special protections, in full compliance with current regulations.

### SIMPLE ASSEMBLY

Simply place the Universal Cover between standard 3-module flush mounting box (as 503E) and the other components of switch and socket outlet (frame, devices, wall-plate) to ensure IP44 protection.

180° opening: making plugs extremely easy to connect

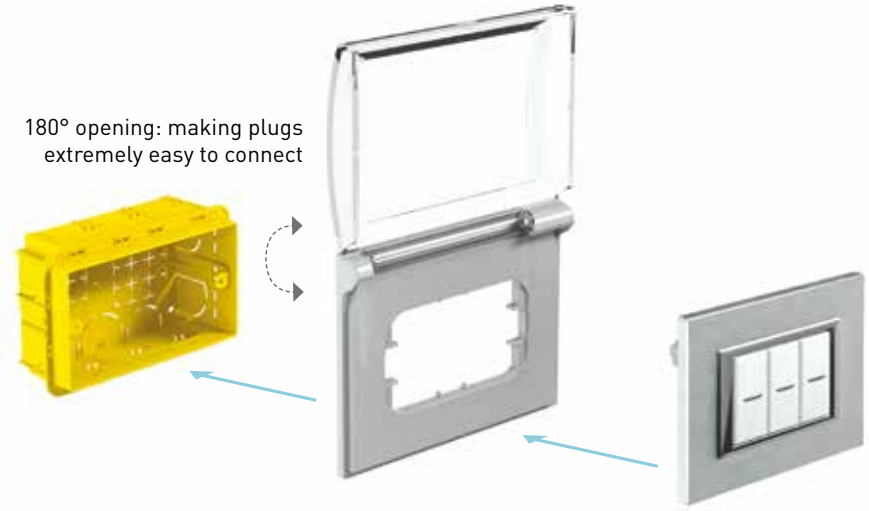



# CATALOGUE

# BASIC CONTROL DEVICES

**SELECTING TABLE**

| | | AXIAL SWITCHES | | | |
|---|---|---|---|---|---|
| | | Automatic terminal | | Screw & plate terminal | |
| | | 1 module | 2 modules | 1 module | 2 modules |
| **WHITE** | |  |  |  |  |
| **TECH** | |  |  |  |  |
| **ANTHRACITE** | |  |  |  |  |
| Description | | | | | |
| **1 way switch** | ☐ | **HD4001AN** | **HD4001M2AN** | **HD4001N** | **HD4001M2N** |
| 1P 10 AX 250 Va.c. | ▒ | **HC4001AN** | **HC4001M2AN** | **HC4001N** | **HC4001M2N** |
| | ■ | **HS4001AN** | **HS4001M2AN** | **HS4001N** | **HS4001M2N** |
| **2 way switch** | ☐ | **HD4003AN** | **HD4003M2AN** | **HD4003N** | **HD4003M2N** |
| 1P 10 AX 250 Va.c. | ▒ | **HC4003AN** | **HC4003M2AN** | **HC4003N** | **HC4003M2N** |
| | ■ | **HS4003AN** | **HS4003M2AN** | **HS4003N** | **HS4003M2N** |
| **4 way switch** | ☐ | --- | --- | **HD4004** | **HD4004M2** |
| 1P 16A 250V a.c. | ▒ | --- | --- | **HC4004** | **HC4004/2** |
| | ■ | --- | --- | **HS4004** | **HS4004/2** |
| **Pushbutton** | ☐ | **HD4005AN** | **HD4005M2AN** | **HD4005N** | **HD4005M2N** |
| 1P (NO) 10A 250V a.c. | ▒ | **HC4005AN** | **HC4005M2AN** | **HC4005N** | **HC4005M2N** |
| | ■ | **HS4005AN** | **HS4005M2AN** | **HS4005N** | **HS4005M2N** |

☐ **WHITE** colour devices ▒ **TECH** colour devices ■ **ANTHRACITE** colour devices

**WIRING SWITCHES**

| 1 way switch | 2 way switch | 4 way switch | Pushbutton | 2 + 2 way switch |
|---|---|---|---|---|
| 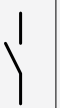 | 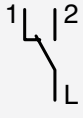 | 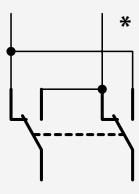 | 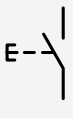 | 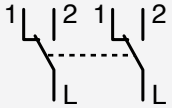 |

* Equivalent symbol for functional diagram (this symbol is not standardized and has been remade by matching it with 2 two-way single-pole switches)

# BASIC CONTROL DEVICES

**SELECTING TABLE**

| | ROCKER SWITCHES | | | | |
|---|---|---|---|---|---|
| | Screwless | | Terminals with screws | | |
| | 1 module | 2 modules | 1 module | 2 modules | 2 modules |
| **WHITE** |  |  |  |  |  |
| **TECH** |  |  |  |  |  |
| **ANTHRACITE** |  |  |  |  |  |

| Description | | | | | | |
|---|---|---|---|---|---|---|
| **1 way switch** | ☐ | **HD4051A** | **HD4051M2A** | **HD4051** | **HD4051M2** | --- |
| 1P 16A250V a.c. | ▒ | **HC4051A** | **HC4051M2A** | **HC4051** | **HC4051/2** | --- |
| | ■ | **HS4051A** | **HS4051M2A** | **HS4051** | **HS4051/2** | --- |
| **2 way switch** | ☐ | **HD4053A** | **HD4053M2A** | **HD4053** | **HD4053M2** | --- |
| 1P 16A250V a.c. | ▒ | **HC4053A** | **HC4053M2A** | **HC4053** | **HC4053/2** | --- |
| | ■ | **HS4053A** | **HS4053M2A** | **HS4053** | **HS4053/2** | --- |
| **4 way switch** | ☐ | --- | --- | **HD4054** | **HD4054M2** | --- |
| 1P 16A250V a.c. | ▒ | --- | --- | **HC4054** | **HC4054/2** | --- |
| | ■ | --- | --- | **HS4054** | **HS4054/2** | --- |
| **Pushbutton** | ☐ | **HD4055A** | **HD4055M2A** | **HD4055** | **HD4055M2** | --- |
| 1P (NO) 10A 250V a.c. | ▒ | **HC4055A** | **HC4055M2A** | **HC4055** | **HC4055/2** | --- |
| | ■ | **HS4055A** | **HS4055M2A** | **HS4055** | **HS4055/2** | --- |
| **2 x 2 way switch** | ☐ | --- | --- | --- | --- | **HD4024** |
| 1P + 1P 16A 250V a.c. | ▒ | --- | --- | --- | --- | **HC4024** |
| | ■ | --- | --- | --- | --- | **HS4024** |
| **1 way switch** | ☐ | --- | --- | **HD4051A20** | --- | --- |
| 1P 20A 250V a.c. | ▒ | --- | --- | **HC4051/20** | --- | --- |
| | ■ | --- | --- | **HS4051/20** | --- | --- |
| **2 way switch** | ☐ | --- | --- | **HD4053A20** | --- | --- |
| 1P 20A 250V a.c. | ▒ | --- | --- | **HC4053/20** | --- | --- |
| | ■ | --- | --- | **HS4053/20** | --- | --- |

Items conform to BS EN 60 669-1

☐ WHITE colour devices ▒ TECH colour devices ■ ANTHRACITE colour devices



HD4003ES



HC4003ES



HS4003ES



HD4045
HD4045V127



HC4045
HC4045V127



HS4045
HS4045V127

| Item | | TWO-WAY ENERGY SAVING SWITCH |
|---|---|---|
| ☐ HD4003ES<br>■ HC4003ES<br>■ HS4003ES |  | Two-way Energy Saving switch with presence detector. It works as a traditional 2 way switch (manual ON, manual OFF) but it will automatically turn off the light if it doesn't detect any presence for 10 minutes.<br>IR detection range, 8 meters, 160° - it is suitable with all type of loads that can be mixed on the same line:<br>- 12-150W: halogen or resistive loads<br>- 2-150VA: lamps with electronic or ferromagnetic ballast<br>- 8-30W (or 650 mA): LEDs or CFLs<br>Particularly suitable for places where a light can stay switched on for a long time such as garage and cellar, children's room, etc.<br>No neutral wiring, 127-230V, 2 modules. |

| Item | | ELECTRONIC PUSHBUTTONS |
|---|---|---|
| ☐ HD4045<br>■ HC4045<br>■ HS4045 |  | pushbutton sweet click 1P (NO) 1A 250V a.c. - built-in led |
| ☐ HD4045V127<br>■ HC4045V127<br>■ HS4045V127 |  | pushbutton sweet click 1P (NO) 1A 127V a.c. - built-in led |

These minimum stroke activation pushbuttons can be used to control cyclical electronic relays, items HD4331V230-HC-HS4331/230 and HD4232V230-HC-HS4232/230. They can also be used to remotely control the dimmers (with dedicated thread), items HD/HC/HS4401. (See application diagrams).
Items conform to BS EN 60 669-1.

### TWO WAY ENERGY SAVING SWITCH WIRING DIAGRAM



**NOTE:**
Neutral NOT necessary.
Zero consumption
when the light is OFF.

**Two-way energy saving switch**

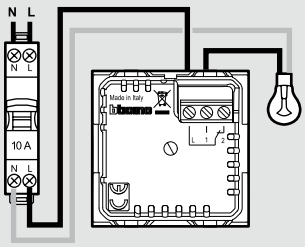


### WIRING DIAGRAM WITH STEPPING RELAY: LAMP CONTROL FROM DIFFERENT POINTS

3 wire connection

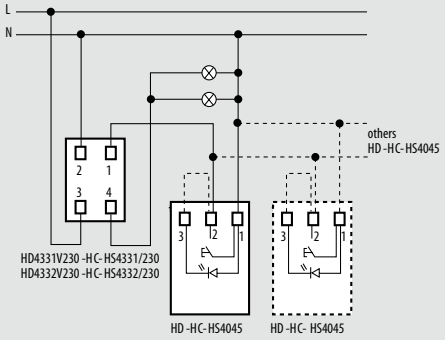


4 wire connection

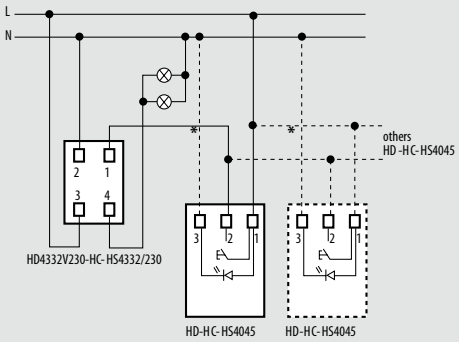


* Optional for lighting the control with the built-in LED

**Two-way switch + Two-way energy saving switch**

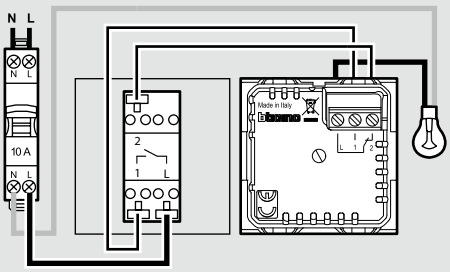


The IR sensor is activated when the light is switched on from one of the two switches. The tw-way energy saving can be installed both near or far from the load and it opens the circuit after 10 minutes with no movement detection.

**2 Two-way energy saving switches**

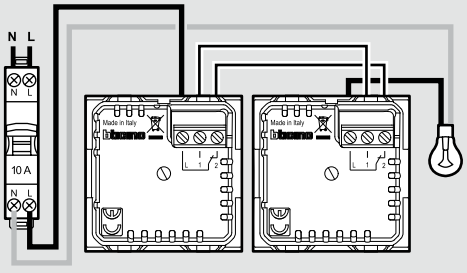


The IR sensor of the two switches are both activated when the light is switched on. The light will switch off when one of the two switches stays 10 minutes with no movement detection.

# BASIC CONTROL DEVICES




HD4044 HD4034M2 HC4033 HC4036/2 HC4055B HS4036 HS4055P

HD4002 HD4012 HD4022 HC4011 HC4012 HC4022 HS4002 HS4011

| Item | | PUSHBUTTON 10A |
|---|---|---|
| ☐ HD4033<br>■ HC4033<br>■ HS4033 | 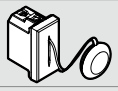 | pull-cord pushbutton 1P (NO) 10A - 250Va.c. |
| ☐ HD4034<br>■ HC4034<br>■ HS4034 |  | pushbutton 1P (NC) 10A - 250V a.c. prepared for interchangeable rockers |
| ☐ HD4034M2<br>■ HC4034/2<br>■ HS4034/2 |  | pushbutton 1P (NC) 10A - 250V a.c. prepared for interchangeable rockers - 2 modules |
| ☐ HD4036<br>■ HC4036<br>■ HS4036 |  | double pushbutton 1P (NO) + 1P (NO) 10A - 250 Va.c. |
| ☐ HD4036M2<br>■ HC4036/2<br>■ HS4036/2 |  | double pushbutton 1P (NO) + 1P (NO) 10A - 250 Va.c. - 2 modules |
| ☐ HD4037<br>■ HC4037<br>■ HS4037 |  | interlocked double pushbutton 1P (NO) + 1P (NO) 10A - 250 Va.c. |
| ☐ HD4037M2<br>■ HC4037/2<br>■ HS4037/2 |  | interlocked double pushbutton 1P (NO) + 1P (NO) 10A - 250 Va.c. - 2 modules |
| ☐ HD4044<br>■ HC4044<br>■ HS4044 |  | pushbutton 2P (NO) 10A - 250 Va.c. - with independent contacts for traditional hospital system |

Items conform to BS EN 60 669-1

| Item | | | ROCKER PUSHBUTTONS WITH SYMBOL |
|---|---|---|---|
| Screwless terminal | Terminal with screw | | |
| ☐ HD4055AP<br>■ HC4055AP<br>■ HS4055AP | ☐ HD4055P<br>■ HC4055P<br>■ HS4055P |  | pushbutton 1P (NO) 10AX - 250V a.c. marked press |
| ☐ HD4055AB<br>■ HC4055AB<br>■ HS4055AB | ☐ HD4055B<br>■ HC4055B<br>■ HS4055B |  | pushbutton 1P (NO) 10AX - 250 Va.c. marked Bell |

| | | SWITCHES 2P |
|---|---|---|
| ☐ HD4002<br>■ HC4002<br>■ HS4002 |  | 1 way switch 2P 16AX - 250 Va.c. |
| ☐ HD4011<br>■ HC4011<br>■ HS4011 |  | 1 way switch 2P 32A - 250 Va.c |

| | | SWITCHES 2P |
|---|---|---|
| ☐ HD4012<br>■ HC4012<br>■ HS4012 |  | 1 way switch 2P 16A 250 Va.c. with key - the key can be pulled out both in ON position and in OFF position - the keys are different for each device |
| ☐ HD4022<br>■ HC4022<br>■ HS4022 |  | 2 way switch - 1P 16AX 250 Va.c. with key - as above |
| ☐ HD4012C*<br>■ HC4012C*<br>■ HS4012C* |  | 1 way switch 2P 16A 250 Va.c. with key - the key can be pulled out both in ON position and in OFF position - the keys are the same for each device |
| ☐ HD4022C*<br>■ HC4022C*<br>■ HS4022C* |  | 2 way switch - 1P 16AX 250 Va.c. with key - as above |

* Items supplied on demand. To order consult the BTicino sales staff



NOTE: ☐ **White** colour device ■ **Tech** colour device ■ **Anthracite** colour device ○ Neutral item

# RELAYS


HD4011S


HD4016


H4040


HD4330V230


HC4330/230


HC4027


HC4019


HS4027VMC


HS4027/2


HS4330/230

| Item | | CHANGEOVER SWITCHES 16A |
|---|---|---|
| ☐ HD4027<br>■ HC4027<br>■ HS4027 |  | changeover switch 1P 16A - 250V a.c. double pushbutton 1-0-2 |
| ☐ HD4027VMC<br>■ HC4027VMC<br>■ HS4027VMC |  | 1P 16 A changeover switch for 2 speed fan control – double key: speed 1 - 0 - speed 2 |
| ☐ HD4027M2<br>■ HC4027/2<br>■ HS4027/2 |  | changeover switch 1P 16A - 250V a.c. double pushbutton 1-0-2 - 2 modules |

Items conform to BS EN 60 669-1

| | | PUSHBUTTON WITH NAME PLATE |
|---|---|---|
| ○ H4040 |  | pushbutton 1P (NO) 10A 250V - name plate - backlit combined with LED - 2 mod |

Items conform to BS EN 60 669-1

| | | SWITCHES 32A |
|---|---|---|
| ☐ HD4011S<br>■ HC4011S<br>■ HS4011S |  | 32A DP switch with led lamp and supporting frame |
| ☐ HD4011SW<br>■ HC4011SW<br>■ HS4011SW |  | 32A DP switch with led lamp and supporting frame - marked water heater |

| | | SWITCHES 45A |
|---|---|---|
| ☐ HD4019<br>■ HC4019<br>■ HS4019 |  | 45A switch with neon and supporting frame (to complete with HA4829... or HB4829... cover plates) |

All items on this page conform to BS EN 60 669-1

| | | KNOB SELECTOR SWITCH |
|---|---|---|
| ☐ HD4016<br>■ HC4016<br>■ HS4016 |  | selector switch – rotary switch, 1 way – 4 positions for controlling air- conditioners, fans, etc. – 3A 250V a.c. |

| Item | | MONOSTABLE RELAYS |
|---|---|---|
| ☐ HD4330V230<br>■ HC4330/230<br>■ HS4330/230 |  | monostable relay with NO/NC contact 250V a.c. 10A (resistive) 4A (inductive coil power supply) 230V a.c. |

## ELECTRONIC STEP RELAY: ELECTRICAL CONNECTIONS

3 wire connections:
for items HD4332V230-HC-HS4332/230**

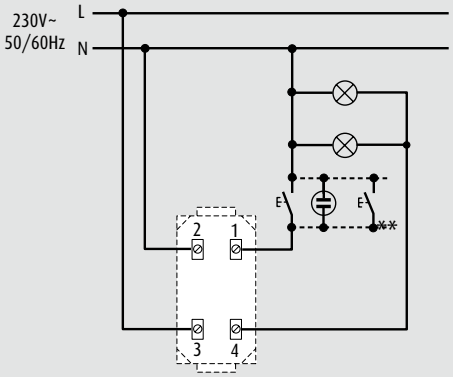


4 wire connections:
for item HD4332V230-HC-HS4332/230

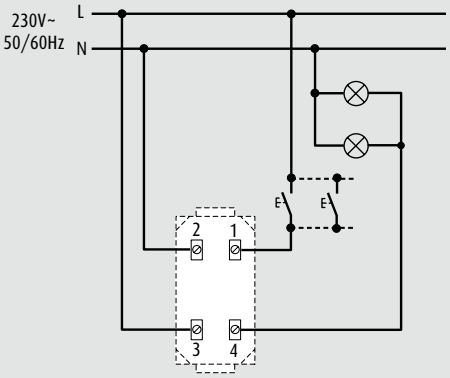


** Light bulb cannot be installed with item HD4332V230-HC-HS4332/230

# ROCKERS WITH LIGHTABLE SYMBOL

| Description | | KEY COVERS WITH DIFFUSERS WITH BACKLIT SYMBOL 1 module Item | 2 modules (*) Item |
|---|---|---|---|
| KEY COVER WITH LIGHT SYMBOL | ☐ | HD4921LA | HD4921M2LA |
| | ■ | HC4921LA | HC4921/2LA |
| | ■ | HS4921LA | HS4921/2LA |
| KEY COVER WITH STAIRCASE LIGHT SYMBOL | ☐ | HD4921LB | HD4921M2LB |
| | ■ | HC4921LB | HC4921/2LB |
| | ■ | HS4921LB | HS4921/2LB |
| KEY COVER WITH BELL SYMBOL | ☐ | HD4921LD | HD4921M2LD |
| | ■ | HC4921LD | HC4921/2LD |
| | ■ | HS4921LD | HS4921/2LD |
| KEY COVER WITH KEY SYMBOLS | ☐ | HD4921LF | HD4921M2LF |
| | ■ | HC4921LF | HC4921/2LF |
| | ■ | HS4921LF | HS4921/2LF |
| KEY COVER WITH DO NOT DISTURB SYMBOL | ☐ | HD4921DD | |
| | ■ | HC4921DD | |
| | ■ | HS4921DD | |
| KEY COVER WITH MAKE THE ROOM SYMBOL | ☐ | HD4921MR | |
| | ■ | HC4921MR | |
| | ■ | HS4921MR | |
| KEY COVER WITH BEDSIDE LIGHT SYMBOL | ☐ | HD4921BL | HD4921M2BL |
| | ■ | HC4921BL | HC4921M2BL |
| | ■ | HS4921BL | HS4921M2BL |
| KEY COVER WITH ON SYMBOL | ☐ | HD4921LM | HD4921M2LM |
| | ■ | HC4921LM | HC4921/2LM |
| | ■ | HS4921LM | HS4921/2LM |
| KEY COVER WITH OFF SYMBOL | ☐ | HD4921LN | HD4921M2LN |
| | ■ | HC4921LN | HC4921/2LN |
| | ■ | HS4921LN | HS4921/2LN |
| KEY COVER WITH FAN SYMBOL | ☐ | HD4921LE | HD4921M2LE |
| | ■ | HC4921LE | HC4921/2LE |
| | ■ | HS4921LE | HS4921/2LE |

**Note:** these key covers may be used to replace the original ones supplied with the product

**(*)** Suitable only with new axial switches


HC4921LA


HC4921LB


HD4921LA


HD4921LB


HC4921LD


HC4921LF


HD4921LD


HD4921LF


HC4921DD


HC4921MR


HD4921DD


HD4921MR


HC4921BL



HC4921LM


HD4921BL



HD4921LM



HC4921LN


HC4921LE



HD4921LN


HD4921LE



NOTE: ☐ **White** colour device ■ **Tech** colour device ■ **Anthracite** colour device ○ Neutral item

# DIMMERS


HD4582


HD4408
HD4410
HD4411


HC4402


HC4582


HC4408
HC4410
HC4411


HS4408
HS4410
HS4411


HS4402

| Item | | |
|---|---|---|
| | | **KNOB DIMMER** |
| ☐ HD4402<br>▪ HC4402<br>■ HS4402 |  | knob dimmer with built-in two-way switch - 60-500 W resistive - TRIAC/IGBT technology - built-in fuse - 1 module |
| | | **PUSHBUTTON DIMMER** |
| ☐ HD4408<br>▪ HC4408<br>■ HS4408 |  | 300/600 W resistive/inductive pushbutton dimmer with electronic protection – 2 modules |
| ☐ HD4410<br>▪ HC4410<br>■ HS4410 |  | 300/600 VA 0 – 10 V output pushbutton dimmer with electronic protection – 2 modules |
| ☐ HD4582<br>▪ HC4582<br>■ HS4582 |  | touch dimmer 230 Va.c. /110-127 Va.c. resistive - for ferromagnetic transformer 800 W/230 Va.c. 400 W 127 Va.c |
| | | **UNIVERSAL PUSHBUTTON DIMMER** |
| ☐ HD4411<br>▪ HC4411<br>■ HS4411 |  | universal dimmer (resistive – inductive, capacitive, fluorescent compact and dimmer LEDs) - 150/200/400 W with electronic protection – 2 modules |

**UNIVERSAL PUSHBUTTON DIMMER: ELECTRICAL CONNECTIONS**

Stand alone

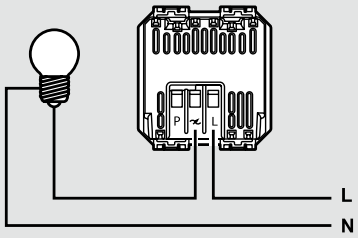


With remote pushbutton

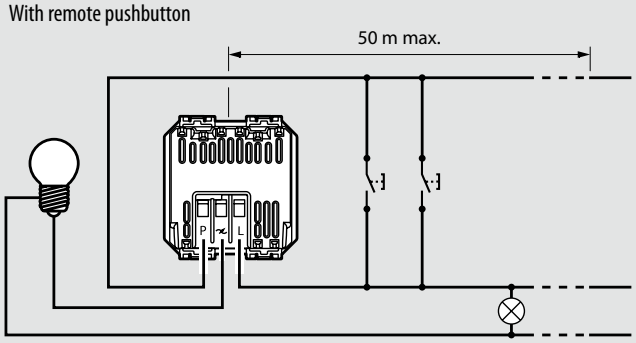


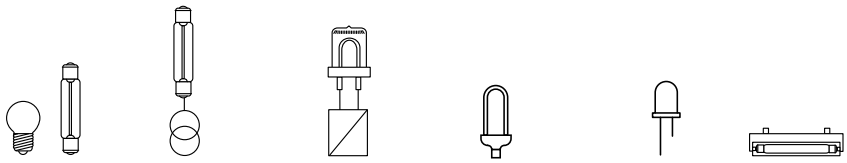

**Loads managed (transformer lamps)**

| Item | Type | Supply range | Standard supply | Incandescent and halogens | Halogens with ferromagnetic transformer | Halogens with electronic transformer | Dimmerable compact fluorescents | Dimmerable LED lamps | Fluorescents with 0÷10 V ballast |
|---|---|---|---|---|---|---|---|---|---|
| **HD4402**<br>**NT4402**<br>**HS4402** | Resistive | 230 Va.c.<br>50 Hz | 230 Va.c. | 60 - 500 W | | | | | |
| **HD4408**<br>**HC4408**<br>**HS4408** | Resistive<br>Inductive | 100 ÷ 240 Va.c.<br>50 ÷ 60 Hz | 240 Va.c. | 20 - 600 W<br>20-300 W | 20 - 600 VA<br>20-300 VA | | | | |
| **HD4410**<br>**HC4410**<br>**HS4410** | 0 - 10V | 100 ÷ 240 Va.c.<br>50 ÷ 60 Hz | 240 Va.c. | | | | | | 20 - 600 VA |
| **HD4582**<br>**HC4582**<br>**HS4582** | Resistive<br>Inductive | 100 ÷ 230 Va.c.<br>50 ÷ 60 Hz | 230 Va.c.<br>110/127Va.c. | 50-800 W<br>50-450 W | 50 - 500 VA<br>50 - 300 VA | | | | |
| **HD4411**<br>**HC4411**<br>**HS4411** | Universal | 100 ÷ 240 Va.c.<br>50 ÷ 60 Hz | 240 Va.c.<br>100 Va.c. | 3 ÷ 400 W<br>3 ÷ 200 W | 3 ÷ 400 VA<br>3 ÷ 200 VA | 3 ÷ 400 VA<br>3 ÷ 200 VA | 3 ÷ 150 VA<br>3 ÷ 75 VA | 3 ÷ 150 VA<br>3 ÷ 75 VA | |

NOTE: ☐ **White** colour device ▪ **Tech** colour device ■ **Anthracite** colour device ○ Neutral item

# GREEN SWITCH AND ELECTRONIC CONTROL DEVICES


HD4433


HD4434


HD4431N


HD4432
HD4432V127


HC4434


HC4432
HC4432/127


HS4431


HS4432
HS4432/127

| Item | | GREEN SWITCH |
|---|---|---|
| ☐ **HD4433**<br>■ **HC4433**<br>■ **HS4433** |  | Green Switch: switch with presence sensor, using a combination of passive infrared rays and ultrasounds, and brightness sensor. Manual switching on of the light using the front pushbutton, and automatic switching off based on brightness level and presence. Switch off delay and brightness sensor threshold adjustable using the one/two-way (BMSO4003 and BMSO4001) commissioning tools.<br>230 Va.c. power supply. - 2.1 to 8.5 A max relay output - 2 modules |
| ☐ **HD4434**<br>■ **HC4434**<br>■ **HS4434** |  | Green Switch: switch with passive infrared rays presence sensor, and brightness sensor. Manual switching on of the light using the front pushbutton, and automatic switching off based on brightness level and presence. Switch off delay and brightness sensor threshold adjustable using the potentiometer and the one/two-way (BMSO4003 and BMSO4001)commissioning tools. Power supply 230 Vac and 1.7 A max relay output - 2 modules. |

**NOTE**: for more information on commissioning tools BMSO4003 and BMSO4001 refer to the Lighting Management Catalogue

| | | PASSIVE INFRARED SWITCHES |
|---|---|---|
| ☐ **HD4431N**<br>■ **HC4431N**<br>■ **HS4431N** |  | Zero crossing technology Green Switch, multiload neutral connection. Switch with presence sensor by means of the combination of passive infrared rays and ultrasounds and brightness. Manual switching on of the light by front pushbutton and automatic switching off as a function of the brightness level and presence. Timing to delay switching off and brightness sensor threshold settable by means of mono/ bidirectional remote control (BMSO4003 and BMSO4001). Power supply 230 Vac - relay output from 2.1 to 8.5 A max - 2 modules |
| ☐ **HD4432**<br>■ **HC4432**<br>■ **HS4432** |  | switch with passive IR movement detector - variable threshold twilight circuit with possibility to be excluded - timing circuit for switch-off delay, adjustable from 30 seconds to 10 minutes can also be activated with external pushbuttons - relay output 6A resistive/2A inductive - with selector O-A-I - power supply 230V a.c. - 2 modules |
| ☐ **HD4432V127**<br>■ **HC4432/127**<br>■ **HS4432/127** |  | as above - 127V a.c. |

Items conform to BS EN 60 669-2-1

## GREEN SWITCH - FEATURES

| | **HD4433<br>HC4433<br>HS4433** | **HD4434<br>HC4434<br>HS4434** |
|---|---|---|
| | 100 - 240 V~ | |
| | 50/60 Hz | |
| | 2,5 mm² | |
| Neutral connection | YES | NO |
| | -5°C / +45°C | |
| | 300 lux | |
| | 15 minuti | |
| | 2000 W - 230 V~<br>1000 W - 110 V~ | 40÷400 W - 230 V~<br>20÷200 W - 110 V~ |
| | 1000 VA - 230 V~ - 4,3 A<br>500 VA - 110 V | 40÷400 VA - 230 V~<br>20÷200 VA - 110 V~ |
| | 10 x (2x36 W) - 230 V~<br>5 x (2x36 W) - 110 V~ | |
| | 500 VA - 230 V~<br>250 VA - 110 V~ | |
| | 1000 VA - 230 V~<br>500 VA - 110 V~ | |
| | 500 VA - 230 V~<br>250 VA - 110 V~ | |



NOTE: ☐ **White** colour device ■ **Tech** colour device ■ **Anthracite** colour device ○ Neutral item

# TEMPERATURE CONTROL



HC4451



HS4441
HS4442



HD4441
HD4442



X8000
X8000W



F462



3457

| Item | CHRONOTHERMOSTAT |
|---|---|
| ☐ **HD4451**<br>■ **HC4451**<br>■ **HS4451**  | daily/weekly electronic chronothermostat for heating and conditioning systems - backlighted display - power supply with battery 2x1.5V - control possibility by a remote teleactivation and connection with an external temperature probe - output contact in exchange 1A - 3 modules |

Items conform to BS EN 60 730

| Item | ROOM THERMOSTAT |
|---|---|
| ☐ **HD4441**<br>■ **HC4441**<br>■ **HS4441**  | electronic room thermostat - relay output with 1 switched contact 2A 250V a.c. - power 230V a.c. - 2 modules |
| ☐ **HD4442**<br>■ **HC4442**<br>■ **HS4442**  | electronic room thermostat with inbuilt "summer/winter" changeover switch - relay output with contact C-NO 2A 250V a.c. - power 230V a.c. - 2 modules |
| ○ **X8000**  | Smarter is the connected thermostat with built-in wi-fi to be used with the dedicated Thermostat APP, which can be used to complete all the programming and to perform most of the functions in a simple and intuitive manner. The temperature level can be set locally for manual operation and it is possible to activate Boost mode, which forces the switching on of the system for a limited time (30, 60 or 90 minutes), irrespective of the measured and programmed temperature. Power supply 100 to 240 Vac, 50/60 Hz - Absorption 2 W max - Maximum cable section 1 x 1.5 $mm^2$; - Operating temperature 5 to 40 °C - temperature set-point 5 to 40 °C (Increase of 0.5 °C) - Output: - 1 switching contact, 5(2)A potential free.<br>- Type of operation 1BU<br>- Pollution index 2<br>- Rated pulse voltage 4 kV<br>Installation: - flush mounted, on boxes item 503E or 500 (for item 500 use the wall dowels) or plasterboard, on boxes item PB503N and item PB502N. |
| ○ **X8000W** | features: as X8000. Installation: wall mounted. |

Items conform to BS EN 60 730

| | ACCESSORIES |
|---|---|
| ○ **F462**  | GSM telephone actuator - 4 DIN modules |
| ○ **3457**  | external probe for items HD-HC-HS4451 |

# SOCKETS OUTLETS
## German and French standard


HD4141
HD4141W


HD4142AN


HC4141PW


HS4141
HS4141W


HS4142AN


H4141R
H4141RW


H4142R


HC4142AF

| Item | | GERMAN STANDARD |
|---|---|---|
| | | 2 modules |
| ☐ HD4141<br>▪ HC4141<br>■ HS4141 |  | socket 2P+E 10/16A 250V with German standard -type earth side contacts - shielded socket contacts |
| ○ H4141R |  | socket as above – red, for special uses |
| ☐ HD4141W<br>▪ HC4141W<br>■ HS4141W |  | socket 2P+E 10/16A 250V with German standard-type earth side contacts - shielded socket contacts - Screwless terminals* |
| ☐ HD4141PW<br>▪ HC4141PW<br>■ HS4141PW |  | socket as above - with cover - screwless terminals* |
| ○ H4141RW |  | socket as above - red, for exclusive uses - Screwless terminals* |

| Item | | FRENCH BELGIAN STANDARD |
|---|---|---|
| | | 2 modules |
| ☐ HD4142AN<br>▪ HC4142AN<br>■ HS4142AN |  | socket 2P+E 10/16A - French standard - shielded socket contacts - screwless terminals |
| ○ H4142R |  | socket 2P+E 10/16A - French standard - red |

| | | FRENCH STANDARD FLAT SOCKET |
|---|---|---|
| | | 2 modules |
| ☐ HD4142AF<br>▪ HC4142AF<br>■ HS4142AF |  | When the plug is inserted the socket surface slides inside the casing; it returns to its initial position when the plug is taken out. Socket 2 P+E 10/16 A 250 Va.c. - protected tulip contacts - French standard |

*** SCREWLESS TERMINALS CAGE CLAMP®S: WIRING EXCELLENCE**
Innovative automatic terminal for rigid and flexible cables.
The constant pressure on the cables guarantees optimal long-lasting contact: the problem concerning the half turn on the screw terminals in definitely solved.
- Simple and quick cabling: you just need to strip the cable and insert it directly into the terminal.
- Using a screwdriver for the opening will prevent accidental releases in boxes full of cables.


The two independent springs of the terminal guarantee a perfect grip for cables with different diameters, up to 2.5 mm²

**Example of cabling with rigid cable**

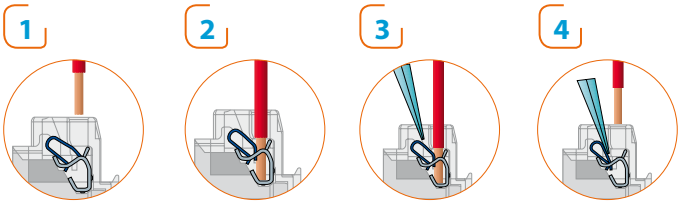

After stripping the cable, put it directly into the terminal
Use a screwdriver to pull out the cable

▶ CAGE CLAMP®S is a registered trademark of WAGO® Kontakttechnik GmbH, Germany!


Before inserting the LED, detach the plastic tab and install the socket on the support.



NOTE: ☐ **White** colour device ▪ **Tech** colour device ■ **Anthracite** colour device ○ Neutral item

# SOCKET OUTLETS
## British standard


HD4150


HD4151


HC4150


HS4150


HS4151


HD4152


HC4151


HC4153


HS4152

| Item | | SOCKET OUTLETS |
|---|---|---|
| ☐ HD4150<br>▪ HC4150<br>■ HS4150 |  | socket outlet 2 modules - 13 A |
| Items conform to BS 1363 | | |

| Item | | SWITCHSOCKET OUTLETS |
|---|---|---|
| ☐ HD4151<br>▪ HC4151<br>■ HS4151 |  | 1 gang DP dual earth 13 A - with red pilot lamp (LED) |
| ☐ HD4152<br>▪ HC4152<br>■ HS4152 | 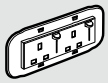 | 2 gang DP dual earth 13 A - with red pilot lamp (LED) |
| ☐ HD4153<br>▪ HC4153<br>■ HS4153 |  | 1 gang DP round earth 15 A - with red pilot lamp (LED) |
| Items conform to BS 1363/BS 546 | | |

**A Led is supplied with the device**

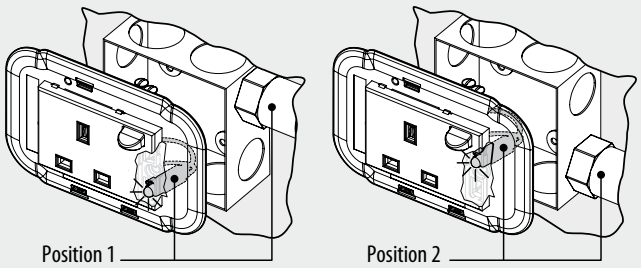


| COMBINATION SWITCHSOCKET OUTLETS/COVER PLATE | | |
|---|---|---|
| Socket | Supporting frame | Cover plates |
| HD-HC-HS4151 | **Not needed** | HA-HB4829.. |
| HD-HC-HS4152 | **Not needed** | HA-HB4830.. |
| HD-HC-HS4153 | **Not needed** | HA-HB4829.. |

**PAY ATTENTION TO MINIMUM DISTANCE BETWEEN BOXES**




For a correct AXOLUTE cover plates installation on flush mounting boxes BTicino recommends that the minimum distance between boxes, both square (72x72) and rectangular (72x135) must be 90 mm

# SOCKET OUTLETS

## American and universal standard


HD4125
HD4125S


HD4126
HD4126S


HD4188GF


HC4185
HC4185S


HC4128
HC4128S


HC4129S


HS4127
HS4127S


HS4188
HS4188S


HS4126
HS4126S

| Item | | EURO-US STANDARD |
|---|---|---|
| ☐ HD4125<br>■ HC4125<br>■ HS4125 |  | socket 2P 16A - 127/250V a.c. - shuttered contact tubes - Euro - American standard |
| ☐ HD4125S<br>■ HC4125S<br>■ HS4125S |  | socket 2P 16A - 127/250V a.c. - unshuttered contacttubes - Euro - American standard |
| ☐ HD4126<br>■ HC4126<br>■ HS4126 |  | socket 2P+E 16A - 127/250V a.c. - shuttered contact tubes - Euro - American standard - 2 modules |
| ☐ HD4126S<br>■ HC4126S<br>■ HS4126S |  | socket 2P+E 16A - 127/250V a.c. - unshuttered contact tubes - Euro - American standard - 2 modules |
| ☐ HD4185<br>■ HC4185<br>■ HS4185 |  | duplex socket 2P+E 15A 127/250V a.c. - shuttered contact tubes - Euro - American standard - 3 modules |
| ☐ HD4185S<br>■ HC4185S<br>■ HS4185S |  | duplex socket 2P+E 15A 127/250V a.c.- unshuttered contact tubes - Euro -American standard - 3 modules |
| | | **AMERICAN STANDARD** |
| ☐ HD4127<br>■ HC4127<br>■ HS4127 |  | socket 2P 15A - 127/250V a.c. - shuttered contact tubes |
| ☐ HD4127S<br>■ HC4127S<br>■ HS4127S |  | socket 2P 15A - 127/250V a.c. - unshuttered contact tubes |
| ☐ HD4128<br>■ HC4128<br>■ HS4128 |  | socket 2P+E 15A - 127/250V a.c. - shuttered contact tubes - 2 modules |
| ☐ HD4128S<br>■ HC4128S<br>■ HS4128S |  | socket 2P+E 15A - 127/250V a.c. - unshuttered contact tubes - 2 modules |
| ☐ HD4129S<br>■ HC4129S<br>■ HS4129S |  | socket 2P+E 15A - 127/250V a.c. - unshuttered contact tubes |
| ☐ HD4188<br>■ HC4188<br>■ HS4188 |  | duplex socket 2P+E 15A 127/250V a.c. - shuttered contact tubes - 3 modules |
| ☐ HD4188S<br>■ HC4188S<br>■ HS4188S |  | duplex socket 2P+E 15A 127/250V a.c. - unshuttered contact tubes - 3 modules |
| ☐ HD4188GF<br>■ HC4188GF<br>■ HS4188GF | | 2P+E 15A 127V a.c. GFCI - 3 modules |

## Brazil, Indian and China standard


HD4165


HD4156


HD4157


HD4189


HC4166


HC4166S


HC4130


HC4131


HS4165


HS4165S


HS4189

| Item | | BRAZIL STANDARD |
|---|---|---|
| | | 1 module |
| ☐ HD4165<br>■ HC4165<br>■ HS4165 |  | socket 2P+E 10A 250V a.c. - shuttered contact tubes |
| ☐ HD4165S<br>■ HC4165S<br>■ HS4165S |  | socket 2P+E 10A 250V a.c. - unshuttered contact tubes |
| ☐ HD4166<br>■ HC4166<br>■ HS4166 |  | socket 2P+E 16A 250V a.c. - shuttered contact tubes |
| ☐ HD4166S<br>■ HC4166S<br>■ HS4166S |  | socket 2P+E 16A 250V a.c. - unshuttered contact tubes |
| | | **INDIAN STANDARD** |
| | | 2 modules |
| ☐ HD4156<br>■ HC4156<br>■ HS4156 |  | socket 2P+E 16A - shuttered contact tubes |
| ☐ HD4157<br>■ HC4157<br>■ HS4157 |  | combined socket - 2P+E 6A 240V Indian standard and 2P 15A 127V euroamerican standard - shuttered contact tubes |
| | | **CHINA STANDARD** |
| | | 2 modules |
| ☐ HD4130<br>■ HC4130<br>■ HS4130 |  | socket 2P+E 10A - shuttered contact tubes |
| ☐ HD4131<br>■ HC4131<br>■ HS4131 |  | socket 2P+E 16A - shuttered contact tubes |
| ☐ HD4189<br>■ HC4189<br>■ HS4189 |  | socket 2P+E 10A - China standard + socket 2P 16A Euro American standard-shuttered contact tubes |



NOTE: ☐ **White** colour device ■ **Tech** colour device ■ **Anthracite** colour device ○ Neutral item

# SOCKET OUTLETS

## Italian standard


HD4113


HC4180


HS4140


HS4140/16


HD4140


HC4140/16F


H4180R


H4140R


H4140/16R

| Item | | ITALIAN STANDARD |
|---|---|---|
| | | 1 module |
| ☐ HD4113<br>▪ HC4113<br>■ HS4113 |  | socket 2P+E 10A 250V a.c. - 19 mm center distance - shielded socket contacts, Ø 4 mm |
| ☐ HD4180<br>▪ HC4180<br>■ HS4180 |  | socket 2P+E 10/16A 250V a.c. - 19 mm and 26 mm center distance - shielded socket contacts |
| ○ H4180R |  | socket as above - red, for exclusive uses |
| | | **ITALIAN STANDARD** |
| | | 2 modules |
| ☐ HD4140<br>▪ HC4140<br>■ HS4140 |  | socket 2P+E 10/16A with side contacts and central earthing-contact for German standard sockets and 10A plugs with lined up pins - type P30 - center line of holes 19 mm - shuttered contact tubes |
| ○ H4140R |  | socket as above – red, for exclusive uses |
| ○ H4140RW |  | socket as above – red, for exclusive uses - screwless terminals |
| ☐ HD4140A16<br>▪ HC4140/16<br>■ HS4140/16 |  | socket 2P+E 10A and 16A 250V a.c. - 19 mm and 26 mm center distance, 2-center socket configuration - protected socket contacts; earth side contacts for German standard plugs; suitable for Italian standard plugs 2P and 2P+E 10/16A, German standard plugs 2P+E 16A |
| ○ H4140/16R |  | socket as above - red, for exclusive uses |
| | | **GERMAN AND ITALIAN STANDARD FLAT SOCKET** |
| ☐ HD4140/16F<br>▪ HC4140/16F<br>■ HS4140/16F |  | When the plug is inserted the socket surface slides inside the casing; it returns to its initial position when the plug is taken out.<br>Socket 2 P+E 16 A 250 Va.c. - 19 and 26 mm centre distance in 2-centre configuration - protected tulip contacts; side earth contact for German standard plugs; suitable for: Italian standard plugs 2P and 2 P+E 10/16 A, and 16A, German standard plugs 2P+E 16 A. |

## Israeli, Egypt and Swiss standard


HD4183


HD4164T13


HC4122ET


HC4178


HD4177<br>HD4177V127


HC4139


HS4122ET


HS4164/12

| Item | | ISRAELI STANDARD |
|---|---|---|
| ☐ HD4183<br>▪ HC4183<br>■ HS4183 |  | socket 2P+E 10/16A 250Vc.a. - lightable with led lamp item 11256 - Israeli standard - 2 modules |
| | | **EGYPT STANDARD** |
| ☐ HD4122ET<br>▪ HC4122ET<br>■ HS4122ET |  | socket 2P 10A 250V c.a. - contact tubes ø 4 - 4.8mm - center line of holes 19mm - Egypt standard - 1 module |
| | | **SWISS STANDARD** |
| ☐ HD4164T13<br>▪ HC4164/13<br>■ HS4164/13 |  | socket as above - 2 modules |
| | | **MULTISTANDARD SOCKETS** |
| ☐ HD4139<br>▪ HC4139<br>■ HS4139 |  | socket 2P+T 5/6/10/13A 250V a.c. and 127V a.c. - multistandard - 2 modules |
| | | **SHAVER SOCKETS** |
| ☐ HD4177<br>▪ HC4177<br>■ HS4177 |  | shaver socket with insulating transformer - input voltage 230V a.c. 50/60Hz - output voltage 115/230V a.c. 20VA - 3 modules |
| ☐ HD4177V127<br>▪ HC4177/127<br>■ HS4177/127 |  | as above - input voltage 127V a.c. |
| ☐ HD4178<br>▪ HC4178<br>■ HS4178 |  | shaver socket with insulating transformer - input voltage 230V a.c. 50/60Hz - output voltage 115/230V a.c. 20VA - British standard - IP24 - Item conform to BS-EN 61558-2-5 |

NOTE: ☐ **White** colour device ▪ **Tech** colour device ■ **Anthracite** colour device ○ Neutral item

# TV, FM AND SAT SOCKETS


H4202D


H4202P14


H4202P10


HS4210D


H4202F


H4214D


H4214M2D

| Item | | |
|---|---|---|
| | | **STAR TV SOCKET** |
| ○ **H4202D** |  | Star coaxial socket for single-user aerial systems, also remote powered and centralised, and single-user / centralised satellite systems with current and signal transfer for channels selection; shielded connection clamps with captive screws - Ø 9.5 mm; male connector - supplied in package with common mechanism and front covers in different aesthetic finishes |
| | | **PASSTHROUGH TV SOCKET** |
| ○ **H4202P14** |  | Passthrough coaxial socket, -14dB attenuation, for centralised TV systems, also remote powered, and centralised satellite systems with current and signal transfer for channels selection - shielded connection clamps with captive screws - Ø 9.5 mm; male connector - supplied in package with common mechanism and front covers in different aesthetic finishes - 1 module |
| | | **TERMINAL TV SOCKET** |
| ○ **H4202P10** |  | Terminal coaxial socket, -10dB attenuation, for centralised TV systems, also remote powered, and centralised satellite systems with current and signal transfer for channels selection; shielded connection clamps with captive screws - Ø 9,5 mm - male connector - incorporated impedance final adapter 75 Ω - supplied in package with common mechanism and front covers in different aesthetic finishes - 1 module |

| | | |
|---|---|---|
| | | **FEMALE TV PRESET** |
| ☐ **HD4201D**<br>■ **HC4201D**<br>■ **HS4201D** |  | shunted TV coaxial - Ø 9.5 mm |
| | | **TYPE-F SAT SOCKET** |
| ○ **H4202F** |  | Type-F coaxial socket - impedance 75 ohm - screw hook - supplied in package with common mechanism and front covers in different aesthetic finishes - 1 module |
| ○ **H4217M2D** |  | Star demixed TV-SAT sockets for DVB-T, cablecast and satellite installation UHD TV, 4GLTE compatible. For distribution of TV & Radio signals. Recommended coaxial cable: 17 VATC - Meet EN 50083 and EN 50083-2 European directive. TV male connector (Ø9.5 mm) - SAT F type connector - TV: 5-68/120-862 MHz; R: 87.5 - 108 MHz; - SAT: 950-2400 MHz - attenuation 1.5 dB - 2 modules |
| ○ **H4217M2P10** |  | Terminal demixed TV-SAT sockets for DVB-T, cablecast and satellite installation UHD TV, 4GLTE compatible. For distribution of TV & Radio signals. Meet EN 50083 and EN 50083-2 European directive - TV male connector (Ø9.5 mm) - SAT F type connector - TV: 5-68/120-862 MHz; R: 87.5 - 108 MHz; - SAT: 950-2400 MHz - attenuation 10 dB - 2 modules |
| ○ **H4217M2P14** |  | Passthrough demixed TV-SAT sockets for DVB-T, cablecast and satellite installation UHD TV, 4GLTE compatible. For distribution of TV & Radio signals. Meet EN 50083 and EN 50083-2 European directive - TV male connector (Ø9.5 mm) - SAT F type connector - TV: 5-68/120-862 MHz; R: 87.5 - 108 MHz; - SAT: 950-2400 MHz - attenuation 14 dB - 2 modules |
| | | **STAR TV/SAT DEMIXED SOCKET** |
| ○ **H4214D** |  | Star demixed coaxial socket for single-user aerial systems, also remote powered and shunting centralised, and for single-user /shunting centralised satellite systems with current and signal transfer for channels selection; Ø 9.5 mm male TV connector - type F SAT connector - supplied in package with common mechanism and front covers in different aesthetic finishes - 1 module |
| ○ **H4214M2D** | | as above - 2 modules |
| **NOTE:** for an optimum use of the product, all the outputs must be used | | |

**NOTE:** the photographs of the Axolute items represent the product code indicated to which one of the three front cover plates (white, tech or anthracite) available in the package is already fitted.



NOTE: ☐ **White** colour device ■ **Tech** colour device ■ **Anthracite** colour device ○ Neutral item

# TV, FM AND SAT SOCKETS


H4210M2D


H4211M2C


HD4212
HD4204


HS4207


S2133


75RTN

| Item | | STAR TV/R/SAT DEMIXED SOCKET |
|---|---|---|
| ○ H4210M2D |  | Star demixed coaxial socket for single-user aerial systems, also remote powered and shunting centralised, and for single-user /shunting centralised satellite systems with current and signal transfer for channels selection, and for radio systems; Ø 9.5 mm male TV connector - type F SAT connector and female radio Ø 9,5 mm - supplied in package with common mechanism and front covers in different aesthetic finishes - 2 modules |

**NOTE:** for an optimum use of the product, all the outputs must be used

| | | TV-RD SOCKET FOR CABLE OPERATOR |
|---|---|---|
| ○ H4211M2C |  | Double coaxial shunted socket for TV and FM-LMC reception - Ø 9.5mm - Belgium (Telenet operator) |

| | | FRONT COVERS |
|---|---|---|
| □ HD4204<br>■ HC4204<br>■ HS4204 |  | front cover for TV+FM socket |
| □ HD4207<br>■ HC4207<br>■ HS4207 |  | front cover for TV+FM+SAT socket |
| □ HD4212<br>■ HC4212<br>■ HS4212 |  | front cover for TV/FM+SAT socket |

| | | PLUG |
|---|---|---|
| | | Plugs, mobile TV jacks and terminal resistance |
| ○ S2133 |  | Mobile TV plug and jack - Ø 9.5 mm - white - for TV + SAT jacks and N/NT4206D |
| ○ 75RTN |  | Terminal resistance for line closing 75Ω impedance in installations with cascade connection - to be added to the last pass-through jack |

# USB CHARGERS


HD4285C1


HD4285C2


HC4285C1


HS4285C1


H4285CW2

| Item | | USB CHARGER |
|---|---|---|
| □ HD4285C1<br>■ HC4285C1<br>■ HS4285C1 |  | 5 Vdc USB charger to be used only for recharging electronic devices up to 1.1 mA like mobile phones, smartphones, tablets and similar - 230 Vac power supply |
| □ HD4285C2<br>■ HC4285C2<br>■ HS4285C2 |  | 5 Vdc USB charger for quick charge of one single electronic device (mobile phones, smartphones, tablets or similar) up to 2400 mA or simultaneous charging of two devices up to 1200 mA<br>- 110÷230 Vac 50÷60 Hz power supply |
| □ HD4286C1<br>■ HC4286C1<br>■ HS4286C1 |  | 5 Vdc type C USB charger only for charging electronic devices up to 1,500 mA - 110-230 V 50-60 Hz DIRECT power supply - 1 module |
| □ HD4286C2<br>■ HC4286C2<br>■ HS4286C2 |  | 5 Vdc type C USB charger for quick charge of one single electronic device up to 3,000 mA or simultaneous charging of two devices up to 1,500 mA - 110-230 V 50-60 Hz DIRECT power supply, 2 modules |
| □ HD4872C2<br>■ HC4872C2<br>■ HS4872C2 |  | 5 Vdc type A and C USB charger for quick charge of single electronic devices up to 3,000 mA or simultaneous charging of two devices up to 1,500 mA - 110-230 V 50-60 Hz DIRECT power supply - 2 modules |

| | | INDUCTION AND USB CHARGER |
|---|---|---|
| ○ H4285CW2 | 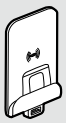 | allows the quick and wireless charging of smartphones with induction receiver. Suitable for the bed head, sideboards, desks and work areas. Compliant with WPC QI (World Power consortium) and EN 62479 (EF emissions) standards Meets the electromagnetic field safety requirements and does not cause disturbance to other radio emissions (Zigbee TNT, GSM 4G, ...). It has 2 50x80 mm aerials for quick coupling of the smartphone. The antislip support surface is inclined by 10°. Antitheft "lock" function. Energy performance >85%. It has a 2,400 mA type A USB port to supply a second device. 12 W. Size 136.5 x 70 x 56.5 mm |

# DATA CONNECTORS






**HD4279C6A**
**HD4279C6**
**HD4279C6S**
**HD4268SC**
**HC4258/11N**
**HC4238M**
**HC4238S**




**HS4258/11D**
**HS4258/12D**
**HS4268ST**

| Item | | CONNECTORS RJ45 | | |
|---|---|---|---|---|
| | | Type of connector | Cat. | Type of connection |
| ☐ HD4279C6A<br>▪ HC4279C6A<br>■ HS4279C6A |  | RJ45 | 6A STP | toolless IDC |
| ☐ HD4279C6<br>▪ HC4279C6<br>■ HS4279C6 |  | RJ45 | 6 UTP | toolless IDC |
| ☐ HD4279C6S<br>▪ HC4279C6S<br>■ HS4279C6S |  | RJ45 | 6 STP | toolless IDC |
| ☐ HD4262C6<br>▪ HC4262C6<br>■ HS4262C6 |  | RJ45 | 6 UTP | 110 IDC |
| ☐ HD4262C6S<br>▪ HC4262C6S<br>■ HS4262C6S |  | RJ45 | 6 STP | 110 IDC |

| | | CONNECTORS RJ11 - RJ12 | | |
|---|---|---|---|---|
| | | Type of connector | Cat. | Type of connection |
| ☐ HD4258C11N<br>▪ HC4258/11N<br>■ HS4258/11N |  | RJ11 | 3 | K10 |
| ☐ HD4258C11D<br>▪ HC4258/11D<br>■ HS4258/11D |  | RJ11 | 3 | K10 |
| ☐ HD4258C12D<br>▪ HC4258/12D<br>■ HS4258/12D |  | RJ12 | 3 | K10 |

| | | TELEPHONE SOCKET MODULES |
|---|---|---|
| ☐ HD4238M<br>▪ HC4238M<br>■ HS4238M |  | master telephone socket |
| ☐ HD4238S<br>▪ HC4238S<br>■ HS4238S |  | secondary telephone socket |

Items conform to BS 6312

| | | OPTICAL FIBER SOCKETS |
|---|---|---|
| ☐ HD4268SC<br>▪ HC4268SC<br>■ HS4268SC |  | coupling jack for optical fiber - SC cable socket - duplex |
| ☐ HD4268ST<br>▪ HC4268ST<br>■ HS4268ST |  | coupling jack for optical fiber - ST cable socket - duplex |
| ☐ HD4268LC<br>▪ HC4268LC<br>■ HS4268LC |  | coupling jack for optical fiber - LC cable socket - duplex |

Items supplied on demand, to order consult the BTicino staff

# AUDIO-VIDEO AND OTHER SOCKETS






**HD4280**
**HD4281**
**HC4285**
**HS4284**




**HS4294**
**HS4285**

| Item | | NEW AUDIO-VIDEO SOCKETS |
|---|---|---|
| ☐ HD4280<br>▪ HC4280<br>■ HS4280 |  | audio socket - jack 3.5 |
| ☐ HD4281<br>▪ HC4281<br>■ HS4281 |  | audio socket - RCA x 2 |
| ☐ HD4294<br>▪ HC4294<br>■ HS4294 |  | connector for home cinema loudspeakers |

| | | OTHER SOCKETS |
|---|---|---|
| ☐ HD4284<br>▪ HC4284<br>■ HS4284 |  | pre-connected HDMI 2.0 connector - 2 module |
| ☐ HD4285<br>▪ HC4285<br>■ HS4285 |  | USB socket - not powered |



NOTE: ☐ **White** colour device ▪ **Tech** colour device ■ **Anthracite** colour device ○ Neutral item

# AUDIBLE SIGNALLING DEVICES



**HD4351V12**
**HD4351V230**
**HD4351V127**



**HD4356V12**
**HD4356V230**
**HD4356V127**



**HC4355/12**



**HS4356/12**
**HS4356/230**
**HS4356/127**



**HS4351/12**
**HS4351/230**
**HS4351/127**

# LUMINOUS SIGNALLING DEVICES



**H4371B/12**
**H4371B/24**
**H4371B/230**



**H4371T/12**
**H4371T/24**
**H4371T/230**



**H4371R/12**
**H4371R/24**
**H4371R/230**



**H4371V/12**
**H4371V/24**
**H4371V/230**

| Item | | BELLS |
|---|---|---|
| ☐ **HD4351V12**<br>▪ **HC4351/12**<br>■ **HS4351/12** |  | bronze bell 12V a.c. - 5VA - 80dB |
| ☐ **HD4351V230**<br>▪ **HC4351/230**<br>■ **HS4351/230** |  | bronze bell 230V a.c. - 12VA - 80dB |
| ☐ **HD4351V127**<br>▪ **HC4351/127**<br>■ **HS4351/127** |  | bronze bell 127V a.c. - 12VA - 80dB |
| ☐ **HD4355V12**<br>▪ **HC4355/12**<br>■ **HS4355/12** |  | electronic bell - 3 different sounds - with volume adjustment front – power supply 12V a.c. - d.c. - 2 modules |
| Item conform to BS EN 62 080 | | |

| | | BUZZERS |
|---|---|---|
| ☐ **HD4356V12**<br>▪ **HC4356/12**<br>■ **HS4356/12** |  | buzzer 12V a.c. – 5VA – 80dB |
| ☐ **HD4356V230**<br>▪ **HC4356/230**<br>■ **HS4356/230** |  | buzzer 230V a.c. – 12VA – 80dB |
| ☐ **HD4356V127**<br>▪ **HC4356/127**<br>■ **HS4356/127** |  | buzzer 127V a.c. – 12VA – 80dB |
| Item conform to BS EN 62 080 | | |

| Item | | No. of diffusers | Colours of diffusers | Power supply | Current voltage | Power |
|---|---|---|---|---|---|---|
| ○ **H4371B/12** |  | 1 | blue | 12V a.c. | 26mA | 300mW |
| ○ **H4371B/24** | | 1 | blue | 24V a.c. | 27mA | 700mW |
| ○ **H4371B/230** | | 1 | blue | 127 and 230V a.c. | 21mA | 500mW |
| ○ **H4371T/12** | | 1 | transp. | 12V a.c. | 26mA | 300mW |
| ○ **H4371T/24** | | 1 | transp. | 24V a.c. | 27mA | 700mW |
| ○ **H4371T/230** | | 1 | transp. | 127 and 230V a.c. | 21mA | 500mW |
| ○ **H4371R/12** | | 1 | red | 12V a.c. | 26mA | 300mW |
| ○ **H4371R/24** | | 1 | red | 24V a.c. | 27mA | 700mW |
| ○ **H4371R/230** | | 1 | red | 127 and 230V a.c. | 21mA | 500mW |
| ○ **H4371V/12** | | 1 | green | 12V a.c. | 26mA | 300mW |
| ○ **H4371V/24** | | 1 | green | 24V a.c. | 27mA | 700mW |
| ○ **H4371V/230** | | 1 | green | 127 and 230V a.c. | 21mA | 500mW |
| Items conform to BS EN 62 094-1 | | | | | | |

NOTE: ☐ **White** colour device ▪ **Tech** colour device ■ **Anthracite** colour device ○ Neutral item

# LIGHTING DEVICES



H4380N



4380NB



H4384X1



H4386X1



H4360



H4361



L4784/1



HS4362

| Item | | REMOVABLE TORCH |
|---|---|---|
| ○ **H4380N** |  | Pull-out and rechargeable torch with automatic switching on device. - It lights up automatically when there is a power cut – push&pull pull-out system complete with recharge base – white light LED with high luminous efficiency – ON/OFF switch and SPOT pushbutton to increase the brightness when necessary – interchangeable Ni-MH batteries without "memory" effect – 2 hour life – low consumption in stand-by 0.4 W – 230 Va.c. power supply - 2 modules. Supplied with neutral base and front cover plates in white, tech, anthracite colours |
| ○ **4380NB** |  | spare batteries for removable torch |

| | | STEP MARKER LAMPS |
|---|---|---|
| ○ **H4382V12V24** |  | step marker lamp with white-lighted LED - 12/24V a.c. - absorption 0.5 W |
| ○ **H4382/230** |  | step marker lamp with white-lighted LED - 230V a.c. and 127V a.c. - absorption 0.5 W |

Items conform to BS EN 62 094-1

| | | SWIVEL 360° LAMP |
|---|---|---|
| ○ **H4360** |  | It is installed above a work place (kitchen, bedroom, desk ...) - Can be oriented by 360° for best lighting of the zone required - It can be controlled by a standard switch or an electronic switch without neutral, by a dimmer or an automatic switch with neutral – LED lamps – Consumption 2.8W – Luminous flux 70 lumen – life: approx. 50.000 hours - 2 modules - Supplied with neutral base and front cover plates in white, tech, anthracite colours |

| | | DIRECTIONAL LAMP |
|---|---|---|
| ○ **H4361** |  | Allows you to create directional and decorative lighting. We recommend installation at 30 cm from the floor - It can be controlled by a standard switch or an electronic switch without neutral, by a dimmer or an automatic switch with neutral - LED lamp - Consumption 2.2W - Luminous flux 70 lumen - life: approx. 50.000 hours - 2 modules - Supplied with neutral base and front cover plates in white, tech, anthracite colours |

| Item | | DIMMER READING LAMP |
|---|---|---|
| □ **HD4362**<br>■ **HC4362**<br>■ **HS4362** | 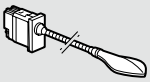 | It is installed at the bedhead giving directional lighting. It has a flexible arm so that the lighting arm can be directed. The brightness can be dimmed by pressing the integrated ON/OFF control for a long time. It can also be connected to a remote control and, if necessary, the integrated control can be disabled with a 30 sec. press. - LED lamp - 3W consumption - Luminous flux 110 lumen (equivalent to 15 W incandescence) - Life 40,000 hours - 1 module (flush-mounted). |

| | | EMERGENCY LIGHTS |
|---|---|---|
| ○ **H4384X1** |  | emergency light that illuminates automatically upon power failure - LED indicating mains status - local disactivating pushbutton - possible distant exclusion through switch - replaceable rechargeable Ni-Cd battery - 1 hour duration - power supply 230 Vac, 60 Hz - 1 W lamp - 4 modules - 50 and 60 Hz |
| ○ **H4386X1** | 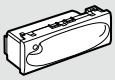 | as above - 1 hour duration - 1.3 W - 6 modules |

| | | SPARE BATTERY |
|---|---|---|
| ○ **L4784/1** |  | spare battery for Item H4384X1 |



NOTE: □ **White** colour device ■ **Tech** colour device ■ **Anthracite** colour device ○ Neutral item

# ELECTRICAL SAFETY DEVICES



**HD4301A6**
**HD4301A10**
**HD4301A16**



**HC4321**



**HC4305/6**
**HC4305/10**
**HC4305/16**




**HS4322**



**HS4536**

| Item | | |
|---|---|---|
| | | **CIRCUIT BREAKERS** |
| | | Automatic thermal magnetic circuit breakers |
| ☐ **HD4301A6**<br>■ **HC4301/6**<br>■ **HS4301/6** |  | 2 pole automatic thermal magnetic with 1 protected pole indicator of open/closed contacts - breaking capacity 1500 A 127/230 Va.c. |
| ☐ **HD4301A10**<br>■ **HC4301/10**<br>■ **HS4301/10** |  | circuit breaker as above - 10 A - breaking capacity 3000 A 127/230 Va.c. |
| ☐ **HD4301A16**<br>■ **HC4301/16**<br>■ **HS4301/16** |  | circuit breaker as above - 16A - breaking capacity 3000 A 127/230Va.c. |
| Items conform to BS EN 60 898 | | |
| | | **"SALVAVITA"** |
| | | Residual current thermal magnetic automatic circuit breakers |
| ☐ **HD4305A6**<br>■ **HC4305/6**<br>■ **HS4305/6** |  | "Salvavita" double pole RCBO type A with 1 protected pole IΔn 10 mA - 6A 127/230 Va.c. - indicator of open/closed contacts - test pushbutton - breaking capacity 1500 A 127/230 Va.c.<br>- 2 modules |
| ☐ **HD4305A10**<br>■ **HC4305/10**<br>■ **HS4305/10** |  | "Salvavita" as above - 10A - breaking capacity 3000 A 127/230 Va.c. |
| ☐ **HD4305A16**<br>■ **HC4305/16**<br>■ **HS4305/16** |  | "Salvavita" as above - 16A - breaking capacity 3000 A 127/230 Va.c. |
| | | **FUSE CARRIER** |
| ☐ **HD4321**<br>■ **HC4321**<br>■ **HS4321** |  | fuse carrier for fuses 5x20 and 6.3x32 - max. 10A 250Va.c. |
| ☐ **HD4322**<br>■ **HC4322**<br>■ **HS4322** |  | fuse carrier for T fuses - max. 16A 250Va.c. |

| Item | **CARTRIDGE FUSES** |
|---|---|
| ○ **T/...** | 4-6-10-16-20 A - 400 V - breaking capacity 50 KA ceramic body -ø 8.5x31.5 mm |
| ○ **T1/...** | 4-6-10 -16-20-25 A - 400 V - breaking capacity 50 KA ceramic body - ø 9x36 mm |
| ○ **T0/...** | 2-4-6-10-16A - 250V - breaking capacity 1.5KA ceramic body for home series devices<br>- Ø 6x28 mm |
| To be used with HD4322, HC4322, HS4322 fuse carrier<br>**NOTE:** specify in the order the desired rated current | |

| | | **CURRENT DISCHARGER** |
|---|---|---|
| ☐ **HD4536**<br>■ **HC4536**<br>■ **HS4536** |  | 1P Overvoltage discharger to be combined with the users mains socket rated discharge voltage In=1kA<br>- max. current Imax.=2kA<br>- max. protection voltage Up=1kV<br>- rated voltage Un=110-230Va.c.<br>- max. permanent voltage Uc=250Va.c. |

NOTE: ☐ **White** colour device ■ **Tech** colour device ■ **Anthracite** colour device ○ Neutral item

# LUMINOUS SUPPORTING FRAME


HA4702X


HB4702X


HB4703X - HB4703X/127


HA4704X - HA4704X/127

# BLANK PLATES


HD4949 HD4950 HC4953 HC4954 HS4949 HS4950


HD4951 HD4953 HC4955/20 HS4955/45

**Note:** HA4703... - HB4703... - HA4704... - HB4704... to install only in 503E, PB503, 504E, PB504 boxes

| Item | LUMINOUS SUPPORTING FRAME |
|---|---|
| ○ **HA4702X** | luminous supporting frame 2 mod. for rectangular plates - 230V a.c. - 2.5mA - 0.3W |
| ○ **HB4702X** | luminous supporting frame 2 mod. for elliptic plates - 230V a.c. - 2.5mA - 0.3W |
| ○ **HA4703X** | luminous supporting frame 3 mod. for rectangular plates - 230V a.c. - 2.5mA - 0.3W |
| ○ **HA4703X/127** | as above - 127V a.c. |
| ○ **HB4703X** | luminous supporting frame 3 mod. for elliptic plates - 230V a.c. - 2.5mA - 0.3W |
| ○ **HB4703X/127** | as above - 127V a.c. |
| ○ **HA4704X** | luminous supporting frame 4 mod. for rectangular plates - 230V a.c. - 2.5mA - 0.3W |
| ○ **HA4704X/127** | as above - 127V a.c. |
| ○ **HB4704X** | luminous supporting frame 4 mod. for elliptic plates - 230V a.c. - 2.5mA - 0.3W |
| ○ **HB4704X/127** | as above - 127V a.c. |

Items conform to BS EN 62094-1. The supporting frames cannot be set side by side

| Item | | BLANK PLATES |
|---|---|---|
| ☐ **HD4949**<br>■ **HC4949**<br>■ **HS4949** |  | 1/2 module blank plate |
| ☐ **HD4950**<br>■ **HC4950**<br>■ **HS4950** |  | 1 module blank plate |
| ☐ **HD4951**<br>■ **HC4951**<br>■ **HS4951** |  | 2 modules blank plate |
| ☐ **HD4953**<br>■ **HC4953**<br>■ **HS4953** |  | standard output with hole, diameter 9 mm |
| ☐ **HD4954**<br>■ **HC4954**<br>■ **HS4954** |  | standard output diam. 9 mm with 2 terminals for small junctions |
| ☐ **HD4955A20**<br>■ **HC4955/20**<br>■ **HS4955/20** |  | 20A flex outlet frontplate unfused Item conform to BS 5733 |
| ☐ **HD4955A45**<br>■ **HC4955/45**<br>■ **HS4955/45** |  | 45A flex outlet frontplate unfused Item conform to BS 5733 |

**Note on usage of the luminous supporting frame**
- install the devices on the luminous supporting frame as on a standard supporting frame
- wire the luminous supporting frame and devices

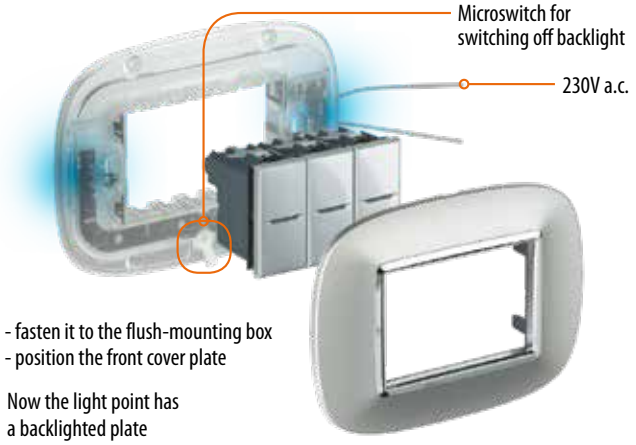


- fasten it to the flush-mounting box
- position the front cover plate

Now the light point has a backlighted plate



NOTE: ☐ **White** colour device ■ **Tech** colour device ■ **Anthracite** colour device ○ Neutral item

# LED LAMPS



11255
11256



H4743/230B

| Item | | LED LAMP FOR BACKLIGHT |
|---|---|---|
| ○ H4743/230B | 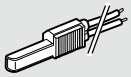 | LED lamp - 230 Va.c. - BLUE |
| ○ H4743/127B | | LED lamp - 127 Va.c. - BLUE |
| ○ H4743/12B | | LED lamp - 12-24 Va.c. - BLUE |
| ○ LN4743/230A | 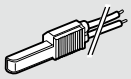 | LED lamp - 230 Va.c. - AMBER |
| ○ LN4743/127A | | LED lamp - 127 Va.c. - AMBER |
| ○ LN4743/12A | | LED lamp - 12-24 Va.c. - AMBER |
| ○ LN4743/230V | 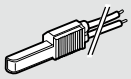 | LED lamp - 230 Va.c. - GREEN |
| ○ LN4743/127V | | LED lamp - 127 Va.c. - GREEN |
| ○ LN4743/12V | | LED lamp - 12-24 Va.c. - GREEN |
| ○ LN4743/230T | 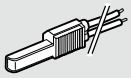 | LED lamp - 230 Va.c. - WHITE |
| ○ LN4743/127T | | LED lamp - 127 Va.c. - WHITE |
| ○ LN4743/12T | | LED lamp - 12-24 Va.c. - WHITE |
| ○ 11255 |  | LED lamp - 230V a.c. |
| ○ 11256 |  | LED lamp for item HD-HC-HS4183 |

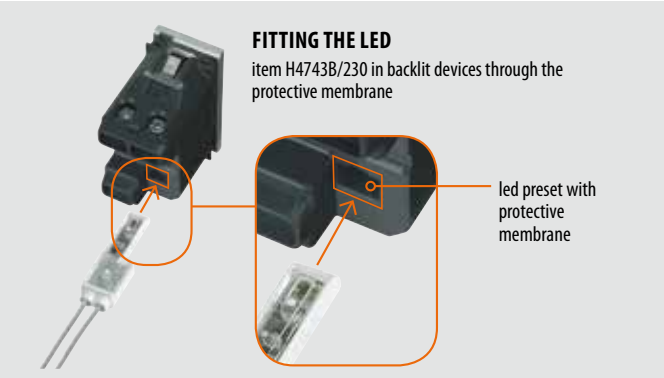


| TABLE OF DEVICES BACKLIGHTABLE WITH LED ITEM 11255 |
|---|
| BS Switch socket outlets |
| HD4151 - HC4151 - HS4151 |
| HD4151 - HC4152 - HS4152 |
| HD4151 - HC4153 - HS4153 |

| Switches | Two-way switches | Intermediate switches | Pushbuttons | Sockets with screw terminals | Sockets with screwless terminals |
|---|---|---|---|---|---|
| HD4001N - HD4001M2N | HD4003N - HD4003M2N | HD4004 - HD4004M2 | HD4005N - HD4005M2N | HD4140 | |
| HC4001N - HC4001M2N | HC4003N - HC4003M2N | HC4004 - HC4004/2 | HC4005N - HC4005M2N | HC4140 | |
| HS4001N - HS4001M2N | HS4003N - HS4003M2N | HS4004 - HS4004/2 | HS4005N - HS4005M2N | HS4140 | |
| | | | | HD4140A16 | |
| | | | | HC4140/16 | |
| | | | | HS4140/16 | |
| HD4051 - HD4051M2 | HD4053 - HD4053M2 | HD4054 - HD4054M2 | HD4055 - HD4055M2 | HD4141 | HD4141W |
| HC4051 - HC4051/2 | HC4053 - HC4053/2 | HC4054 - HC4054/2 | HC4055 - HC4055/2 | HC4141 | HC4141W |
| HS4051 - HS4051/2 | HS4053 - HS4053/2 | HS4054 - HS4054/2 | HS4055 - HS4055/2 | HS4141 | HS4141W |
| | | | | | |
| HD4001AN - HD4001M2AN | HD4003AN - HD4003M2AN | | HD4005AN - HD4005M2AN | H4140R | |
| HC4001AN - HC4001M2AN | HC4003AN - HC4003M2AN | | HC4005AN - HC4005M2AN | H4140R | |
| HS4001AN - HS4001M2AN | HS4003AN - HS4003M2AN | | HS4005AN - HS4005M2AN | H4140/16R | |
| HD4051A - HD4051M2A | HD4053A - HD4053M2A | | HD4055A - HD4055M2A | H4141R | HD4141PW |
| HC4051A - HC4051M2A | HC4053A - HC4053M2A | | HC4055A - HC4055M2A | H4141R | HC4141PW |
| HS4051A - HS4051M2A | HS4053A - HS4053M2A | | HS4055A - HS4055M2A | HD4142AN | HS4141PW |
| | | | | HC4142AN | |
| | | | | HS4142AN | |
| | | | | H4142R | |

**NOTE:** see previous pages for LED insertion details

# ACCESSORIES



503CG



503EV



503DE





26603



box extension




PBD68

**NOTE:** PBD68 is an accessory used with the hollow milling cutter, diameter 68 mm, for the installation of BTicino boxes for plasterboard PB5... This disk creates a reduction which allows the box to be flush-mounted with the wall.

| Item | ACCESSORY FOR HOLLOW MILLING CUTTER |
|---|---|
| ○ **PBD68** | disk-type cutter for the installation of boxes in plasterboard |

| | FLUSH-MOUNTING BOX ACCESSORIES |
|---|---|
| ○ **503CG** | protecting cover for flush-mounting box Item 503E - can be used during finishing plastering works |
| ○ **503EV** | internal divider - material: resin - for boxes Item 503E new design |
| ○ **503DE** | internal divider - material: resin - for boxes Item 504E |
| ○ **503EC** | finishing cover for item 503E flush mounted box - to be sealed when using it as junction box - it can be painted |
| ○ **503ED** | coupler for boxes 502E, 503E, 504E (horizontal and vertical) and box 506L (vertical only). Do not use with box extension. |
| ○ **504EC** | cover as above for boxes item 504E |
| ○ **506EC** | cover as above for boxes item 506E |
| ○ **500/02A** | pair of 50 mm screws for Axolute AIR support frames |

| | BOX EXTENSION |
|---|---|
| ○ **503ESE** | adapter, for increasing the depth of 503E flush mounted boxes |
| ○ **504ESE** | adapter, for increasing the depth of 504E flush mounted boxes |
| ○ **506LSE** | adapter, for increasing the depth of 506L flush mounted boxes |
| ○ **506ESE** | adapter, for increasing the depth of 506E flush mounted boxes |

These adapters may be used when installing the box. They make wiring easier in case of several cables inside the same box, or for particularly deep devices.

| Item | ACCESSORY FOR COVER PLATES REMOVAL |
|---|---|
| ○ **H4802KY** | suction pads accessory for the removal of Axolute AIR cover plates |

| | IP44 UNIVERSAL COVER |
|---|---|
| ○ **26603** | IP44 protection cover (guaranteed when closed). Ideal for installation where an IP44 protection degree is required. It is fully compatible with all ranges, both BTicino and other brands. It's made using high quality materials that ensure long-term resistance in all weather conditions. It can be installed on Italian standard 3-module flush mounted box. Size: H=11.6 mm - L=14.3 mm |

**IP44 Universal cover**



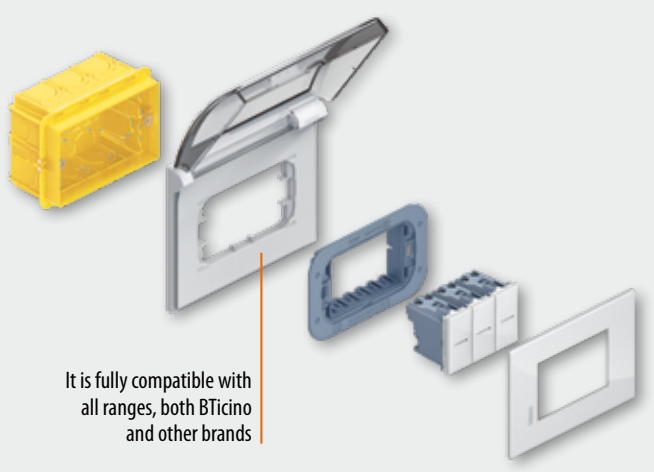




NOTE: ☐ **White** colour device ■ **Tech** colour device ■ **Anthracite** colour device ○ Neutral item

# HOTEL OFFER RANGE

This page lists the devices specifically intended for hotel room services. The BTicino hotel room offer range, and in more general terms for the hotel sector, includes however many more devices that are also used in other sectors, and are therefore listed in various sections throughout this catalogue. Some of them are, for example:

- comfort devices = light, curtain, and scenario controls with dedicated symbols. Also, thermostats, and temperature probes with knobs
- audio and video devices = connectors for every need, and sound signalling devices
- safety devices = step lights, and emergency lamps


H4549


HS4547


HC4915DD


H4372V230H


HD4177


HC4033


HS4362


HD4285C2



| Item | | BADGE-HOLDER POCKET |
|---|---|---|
| ○ H4549 |  | key card switch for the power supply inside the hotel room - slot light with built-in lamp - 30 second switch-off delay - power supply 230 Va.c. - 2 modules - to be completed with front cover in the desired look |
| ○ H4548 |  | key card switch for the power supply inside the hotel room with RFID technology recognition - slot light with built-in lamp - 30 second switch off delay - power supply 230 Va.c. - 2 modules - to be completed with front cover in the desired look |
| | | **FRONT COVERS FOR BADGE-HOLDER POCKETS** |
| ☐ HD4547<br>■ HC4547<br>■ HS4547 |  | Front cover for traditional badge-holder pocket or SCS - 2 modules |
| | | **LAMPHOLDER FOR OFF-DOOR SIGNALLING** |
| ○ H4372V230H |  | 230 V out-door lampholder with double optical signalling: do not disturb (DND) and make up room (MUR) – the 230 V LEDs are not interchangeable |
| | | **SHAVER SOCKETS** |
| ☐ HD4177<br>■ HC4177<br>■ HS4177 |  | shaver socket with insulation transformer - input voltage 230 Vac @ 50/60 Hz - output voltage 115/230 Vac 20 VA |
| | | **CORD PUSHBUTTONS** |
| ☐ HD4033<br>■ HC4033<br>■ HS4033 | 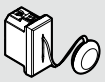 | cord pushbutton 1 P NO 10 A for bathroom alarm |
| | | **USB CHARGER** |
| ☐ HD4285C<br>■ HC4285C<br>■ HS4285C |  | 5 Vdc USB charger to be used only for recharging electronic devices up to 750 mA like mobile phones, smartphones, tablets and similar - 230 Vac power supply |
| ☐ HD4285C2<br>■ HC4285C2<br>■ HS4285C2 |  | 5 Vdc USB charger for quick charge of one single electronic device (mobile phones, smartphones, tablets or similar) up to 2400 mA or simultaneous charging of two devices up to 1200 mA - 110÷230 Vac 50÷60 Hz power supply |

| Item | | KEY COVER WITH SYMBOLS FOR AXIAL CONTROLS |
|---|---|---|
| ☐ HD4921BL<br>■ HC4921BL<br>■ HS4921BL |  | bed light |
| ☐ HD4921M2BL<br>■ HC4921M2BL<br>■ HS4921M2BL |  | bed light - 2 modules |
| ☐ HD4921DD<br>■ HC4921DD<br>■ HS4921DD |  | do not disturb |
| ☐ HD4921MR<br>■ HC4921MR<br>■ HS4921MR |  | rearrange the room |
| | | **KEY COVERS WITH SYMBOLS FOR MY HOME CONTROL** |
| ☐ HD4915DD<br>■ HC4915DD<br>■ HS4915DD |  | key cover for rocker control devices with "do not disturb" symbol |
| ☐ HD4915M2DD<br>■ HC4915M2DD<br>■ HS4915M2DD |  | "do not disturb" key covers , 2 modules |
| ☐ HD4915MR<br>■ HC4915MR<br>■ HS4915MR |  | key cover with "rearrange the room" symbol |
| ☐ HD4915BL<br>■ HC4915BL<br>■ HS4915BL |  | key cover with "room light" symbol |
| ☐ HD4915M2BL<br>■ HC4915M2BL<br>■ HS4915M2BL |  | key cover as above - 2 modules |
| | | **DIMMER READING LAMP** |
| ☐ HD4362<br>■ HC4362<br>■ HS4362 | 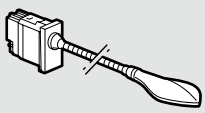 | It is installed at the bedhead giving directional lighting. It has a flexible arm so that the lighting arm can be directed. The brightness can be dimmed by pressing the integrated ON/OFF control for a long time. It can also be connected to a remote control and, if necessary, the integrated control can be disabled with a 30 sec. press. - LED lamp – 3W consumption – Luminous flux 110 lumen (equivalent to 15 W incandescence) – Life 40,000 hours – 1 module (flush-mounted). |

NOTE: ☐ **White** colour device ■ **Tech** colour device ■ **Anthracite** colour device ○ Neutral item



# CONNECTED HOME

In Italian homes the number of connected products such as telephones, TVs, music players and appliances is constantly growing every year.

BTicino is a main player in this trend, providing several solutions, such as Smarther, connected Salvavita, connected video internal units, the NUVO multi-room audio system, etc.

For the NUVO product list, consult the specific Catalogue.

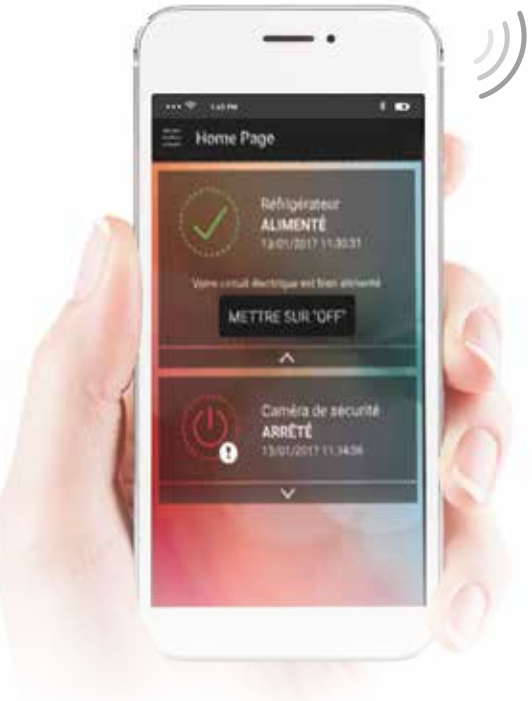




# Smarther
# CONNECTED THERMOSTAT



X8000



X8000W

| Item | CONNECTED THERMOSTAT |
|---|---|
| ○ **X8000**  | The Smarther connected thermostat, together with the dedicated Thermostat APP, is a device which allows you to adjust and monitor the temperature in the rooms precisely and accurately; all the programming and most of the functions are performed simply and intuitively using the APP.<br>Thanks to its Wi-Fi connection, Smarther can be programmed and controlled remotely; it can also display the temperature and humidity measured in the room.<br>The temperature level can be set locally for manual operation and the Boost mode can be activated. The Boost forces the switching on of the system for a limited time (30, 60 or 90 minutes) independent of the measured and programmed temperature.<br>- Power supply 110 to 240 Vac , 50/60 Hz;<br>- 2 W max absorption;<br>- 1 x 1.5mm$^2$ maximum cable section;<br>- Operating temperature 5 to 40 °C;<br>- Temperature set-point 5 to 40 °C;<br>- Increase of 0,5 °C;<br>- 1-contact output in switching free of 5(2)A potential.<br>- Type of operation 1BU<br>- Pollution index 2<br>- Rated pulse voltage 4 kV<br>- Wireless device in compliance with 802.11b/g/n standard, frequency 2.4 - 2.4835 GHz, transmission power < 20 dBm. WPA/WPA2 safety protocol.<br>Installation:<br>- flush mounted, on boxes item 503E or 500 (for item 500 use the wall dowels)<br>- plasterboard, on boxes item PB503N and PB502N |
| ○ **X8000W** | features: as X8000.<br>Installation: on the wall, using screws and dowels suitable for the installation surface (brickwork, plasterboard, tiles etc.). |

**DIMENSIONAL DATA**

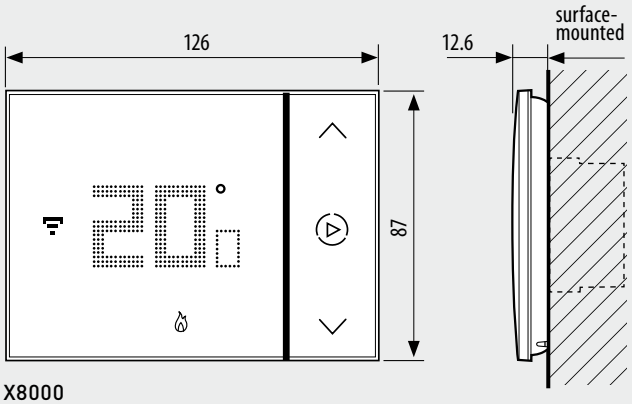


X8000

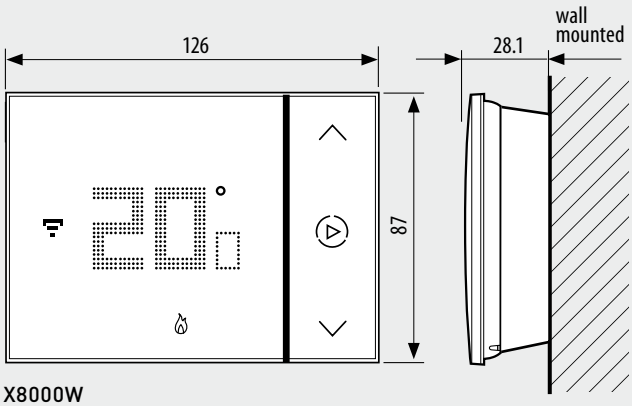


X8000W

**Thermostat App for Smarther thermostat**

Download on App Store

AVAILABLE ON Google Play

DESIGN AWARD 2017

Smarther, the connected thermostat, has been awarded this prestigious international recognition conferming BTicino's capacity in combining technology and design.

NOTE: ○ Neutral item

# CLASSE 300X13E CONNECTED VIDEO INTERNAL UNIT



344642



344643



344632



336803



346020

| Item | CLASSE 300X13E HANDSFREE VIDEO INTERNAL UNIT |
|---|---|
| ○ **344642** | 2 wire/Wi-Fi handsfree video internal unit with inductive loop, 7" Touch Screen LCD display and video door entry answering machine with call audio/video memory – light finish. It has capacitive keys for the control of the main video door entry functions: door lock release, handsfree connection, entrance panel activation /camera scrolling and Favourite key (can be configured to activate the quick actions most frequently used - eg: staircase lights control, Intercom, additional activations).<br>Tactile guide for easy access to door lock and handsfree capacitive connection keys.<br>LEDs used for: call exclusion, notification of messages from switchboard and memo. Access to adjustments and functions using the touch display. MEMO function - for writing using the keypad, or for voice recording of messages and/or notes for the other residents of the apartment (e.g.: call plumber, do the shopping, etc.). Possibility of voice communication with the switchboard - if present in the system - after a specific call.<br>The device must be configured by physically connecting the configurators, or using the menu, which will give better possibilities of customisation of associated functions and texts.<br>Also, thanks to the Wi-Fi connection, you can associate the video internal unit to the Door Entry App (available for Android and iOS).<br>From the App, it is possible to manage the main video internal unit functions (receiving calls, opening the door lock, managing the video door entry answering system, activating the entrance panel/ camera cycling and extra activations). |
| ○ **344643** | as 344642 but with dark finish. |

| | ACCESSORY FOR TABLE SUPPORT AND CABLE |
|---|---|
| ○ **344632** | Accessory support for the table-top installation of the Classe 300 video internal VID range. |
| ○ **336803** | 8-way cable with connector for table-top support connection. |

| | 2 DIN ADDITIONAL POWER SUPPLY |
|---|---|
| ○ **346020** | Additional 2 DIN power supply to be used to supply Classe 300X13E video internal units in multi-family systems locally. |

**DIMENSIONAL DATA**

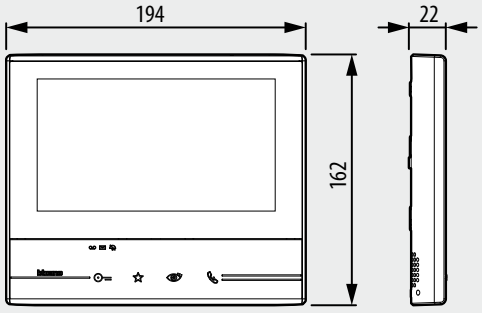


344642 -344643

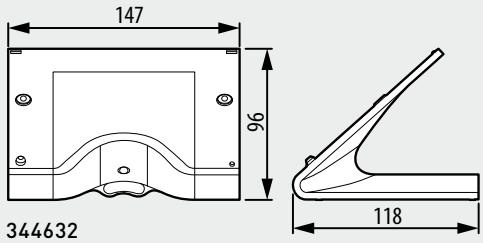


344632

**Door Entry App for Classe 300X13E video internal unit**

bticino

Download on App Store

GET IT ON Google Play

DESIGN AWARD 2016

CLASSE 300 has been awarded this prestigious international recognition conferming BTicino's capacity in combining technology and design.



NOTE: ○ Neutral item

# CONNECTED SALVAVITA



| Item | CONNECTED SALVAVITA |
|---|---|
| | It notifies the user on the electric system insulation or operation status by sending a message to their smartphone or tablet,. In case of tripping of the circuit breaker it allows remote reset through the smartphone (or tablet), provided that the safety conditions are met. |
| | PACKAGE CONTENT:<br>- 1 CONNECTED SALVAVITA reset device<br>- 1 Wi-Fi module<br>- 1 power supply 230/12 Vdc<br>- 2 connectors for connection between the device and the Wi-Fi module |

| | Vn (V) | No. of modules |
|---|---|---|
| **G723SC** | 230 Vac | 4 |

**NOTE:** availability of F type earth leakage devices starting from October 2017







**FEATURES AND FUNCTIONALITIES**

- by using the BTicino Power On App (free to download from Apple Store and Google Play), it gives the possibility of monitoring the efficiency of the electric system.
- Installation on the left side of the switch
- It can be coupled with 2P and 1P+N earth leakage and earth leakage thermal magnetic circuit breakers with In≤ 63A in 2 DIN35 modules (not supplied)
- It controls the status of the system and notifies abnormal operations or faults (earth leakage fault or short circuit)
- It allows remote reset, provided that the system safety conditions are met.

**BTicino Power On App**

Download on App Store

GET IT ON Google Play



## AXOLUTE MyHOME_Up

# The advantages of the offer

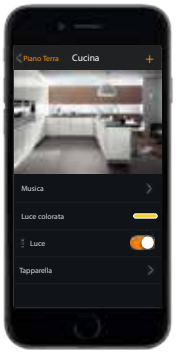






Thanks to MyHOME_Up technology, it is possible to design electric systems with new more advance performances in terms of comfort, safety, energy saving, audio/video communication, local or remote control.

AXOLUTE MyHOME_Up is based on the use of one single system technology, the digital Bus, which can be applied in all residential solutions. The system can be expanded at any time and can be integrated with systems and devices with different communication protocols.

- Automation
- Burglar alarm
- Temperature control
- Sound system
- Consumption display and load control
- Local and remote control

# INTEGRATION AND CONTROL



MYHOMESERVER1



3488



F429



H4680

| Item | CONTROL SERVER USING THE APP |
|---|---|
| ○ **MYHOMESERVER1**  | server to associate devices during the system starting-up and for the local and remote management of the functions by the user with the specific MyHOME_Up application for Android and iOS smartphones or tablets. |
| | **MyHOMEServer1 KIT** |
| ○ **MHSERVERKIT** | kit containing MYHOMESERVER1 and Access Point for communication between the MyHOME_Up system to which it is connected, and a smartphone or tablet where the MyHome-Up App is installed. |

**Note:** For the details of the products managed by MyHome_Up and the compatible products, see the corresponding guide.

| | HOMETOUCH |
|---|---|
| □ **3488W**<br>■ **3488**  | 7" Touch Screen for the management of all MyHOME_Up functions, that can be integrated with the video door entry system, to be used as connected internal unit. To use the home automation functions, configuration is not necessary. It is possible to display the MyHOME_Up system status and control the integrated functions (lights, automation, scenarios, burglar alarm, temperature management, Nuvo music system, ...). It is also possible to manage the video door entry functions of a BTicino 2 wires system both with the 7" capacitive display and with Smartphone, using the "DOOR ENTRY for HOMETOUCH" app, available for Android and iOS. Flush mounted installation with box for masonry walls (item 3487) or wall mounted installation with the supplied metal bracket. |
| ○ **3487** | Flush mounting box for installation of the Touch screen HOMETOUCH item 3488. Width 185mm, height 136 mm and depth 50 mm. |

| Item | OPEN-BACNET INTERFACE |
|---|---|
| ○ **F450**  | interface for TouchScreen control of Bacnet devices, such as Fancoil, AC unit, ATU, VAV, underfloor heating - 6 DIN modules |
| | **DRIVER MANAGER** |
| ○ **F459**  | integration platform with other brand systems - 6 DIN modules |

Contact the BTicino System Integration Service to check the feasibility of specific integrations and to request the licence needed to use the Driver manager (Toll free number 800.837035)

| | SCS/DALI INTERFACE |
|---|---|
| ○ **F429**  | Dimmer DALI with 8 indipendent outputs for for the connection up to 16 reactors DALI for every output - 6 modules DIN. |
| | **SCENARIO MODULE** |
| ○ **F420**  | Device enabling to save 16 scenarios for Automation, Sound system, Temperature control and Video door entry applications - 2 DIN modules |
| | **SCENARIO CONTROL** |
| □ **HD4680**<br>■ **HC4680**<br>■ **HS4680**  | Scenario control that can be customized for the control of up to 4 "room set-ups" of independent Automation Temperature control and Sound system saved in the scenario module, item F420 - 2 modules |

**My**HOME_Up



NOTE: □ White colour **device** ■ Tech colour **device** ■ Anthracite colour **device** ○ Neutral item

# LIGHTS AND SHUTTERS AUTOMATION


H4651M2


H4652


H4652/2


H4652/3


HD4657M3


HS4657M3

| Item | | |
|---|---|---|
| | | **CONTROL FOR SPECIAL FUNCTIONS** |
| ○ **H4651M2** |  | Special control - it allows to drive an actuator performing all the standard functions of a control and some special functions: activation of 4 scenarios saved in the item F420 module, timings, activation of an actuator installed on a different bus from the control, selection of the fixed adjustment level and the dimmer softstart and soft-stop speed, sound system, door lock operation control, call to the floor control, switching ON staircase lights and management of auxiliary channels. To be completed with 1 or 2-module key covers with one or two functions - 2 modules |
| ○ **H4652** |  | Control with 8 KEYS for light management, shutters automation, sound system and scenario control - SCS-BUS connection - dimensions: 2 modules |
| ○ **3541** | | A5 sheets to customize the control symbols of items H4652. The sheets can be customized using the tool in the MyHOME_Suite configuration software - black |
| ○ **3542** | | as above - white |
| | | **CONTROLS FOR SINGLE AND DOUBLE LOADS** |
| ○ **H4652/2** |  | Control which can drive a single actuator for single loads or for double loads or two actuators for single or double loads independent to each other - to be completed with 1 two-module key cover for controls with one or two functions or 2 one-module key covers with one or two functions - 2 modules |
| ○ **H4652/3** |  | Control which can drive three actuators for single loads or for double loads independent to each other - to be completed with 3 one-module key cover for controls with one or two functions - 3 modules |
| | | **SHUTTERS MANAGEMENT CONTROL** |
| ○ **H4660M2** |  | 2 module flush mounted control with reduced thickness equipped with 3 button. In addition to the monostable and bistable UP/DOWN functions the device prepares the shutters in a stored position (PRESET). Designed to operate only with advanced actuators H4661M2 and F401 specific for the management of shutters. |
| | | **HOME-AUTOMATION HINGE** |
| ○ **4911TDM** |  | accessory for the installation of 2-module key covers on devices installed in 503E box |

| Item | | |
|---|---|---|
| | | **DIGITAL GLASS CONTROLS** |
| | | MyHOME control for the control of single loads or load groups (e.g. lights and shutters), sound system, basic audio door entry functions (e.g. gate opening). The configuration can be completed in two separate ways: physical (connecting the physical configurators to their sockets), or virtual (the control can be configured remotely). It is fitted with capacitive touch keys that can be identified using adjustable intensity LEDs. |
| | | **WHITE GLASS** |
| □ **HD4657M3** |  | 6 key control – 3 module size |
| □ **HD4657M4** |  | 8 key control – 4 module size |
| | | **WHICE** |
| ■ **HC4657M3** |  | 6 key control – 3 module size |
| ■ **HC4657M4** |  | 8 key control – 4 module size |
| | | **NIGHTER** |
| ■ **HS4657M3** |  | 6 key control – 3 module size |
| ■ **HS4657M4** |  | 8 key control – 4 module size |

**NOTE:** for white glass controls, contact your local BTicino commercial representative for availability.

**DIGITAL GLASS CONTROL INSTALLATION**

| Box | Support | Control |
|---|---|---|
| 503E | H4703 | **HD4657M3** |
| | | **HC4657M3** |
| | | **HS4657M3** |
| 504E | H4704 | **HD4657M4** |
| | | **HC4657M4** |
| | | **HS4657M4** |



# LIGHTS AND SHUTTERS AUTOMATION


HD4653M2


HS4680


HC4607



3530S


3540

| Item | | |
|---|---|---|
| | | **SOFT TOUCH CONTROL** |
| ☐ **HD4653M2**<br>■ **HC4653/2**<br>■ **HS4653/2** |  | Touch control for the implementation and/ or adjustment of a single actuator or a single scenario stored in the scenario module item F420, adjustable led intensity - 2 modules |
| ☐ **HD4653M3**<br>■ **HC4653/3**<br>■ **HS4653/3** |  | as above - 3 modules |
| | | **SCENARIO CONTROL** |
| ☐ **HD4680**<br>■ **HC4680**<br>■ **HS4680** |  | Customizable scenarios command to control 4 independent Automation, Temperature Control or Sound System "environmental conditions" stored in the F420 scenario module - 2 modules |
| | | **SCENARIO MODULE** |
| ○ **F420** |  | Device to store 16 scenarios for Automation, Sound System, Temperature control and Video Door Entry applications - 2 DIN modules |
| | | **CONTACT INTERFACE** |
| ○ **3477** | 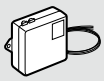 | Basic module command interface with 2 independent contacts for the control of 2 actuators for single-function loads or for the control of 1 actuator for double function loads (shutters) - it accepts two traditional input switches or traditional pushbuttons with NO and NC contact or a traditional switch or interlocked buttons |
| ○ **F428** |  | As above - 2 DIN modules |

| | | |
|---|---|---|
| | | **CODE PROTECTED CONTROLS** |
| ☐ **HD4607**<br>■ **HC4607**<br>■ **HS4607** |  | Livinglight transponder reader (to be used with key card item 3530S and item 3540) to switch the Burglar-alarm and automation system on/off - 2 modules. |
| ☐ **HD4607/4**<br>■ **HC4607/4**<br>■ **HS4607/4** |  | Livinglight transponder divider/activator for 4 zones of the Burglar-alarm system (to be used with key card item 3530S and item 3540). It can be used also to manage 4 protected scenarios - 2 modules. |
| | | **KEY CARD** |
| ○ **3530S** |  | portable key card for the activation of Burglar alarm and automation devices - it does not require batteries or power supply - it can be coded automatically using the transponder Reader. |
| ○ **3540** |  | portable key card with key ring - when presented to the transponder Reader, it causes its activation, allowing the transfer of the secret signal to the BUS - it does not require batteries or power supply- it can be coded automatically using the transponder Reader. |



NOTE: ☐ **White** color device ■ **Tech** color device ■ **Anthracite** color device ○ Neutral item


HD4654


3529


HD4658


HD4659


BMSE3001


BMSE3003


0 488 34

| Item | | MEMORY MODULE |
|---|---|---|
| ○ F425 |  | Module to store the actuators status - to restore the lights automation system in case of power failure - 2 shallow DIN modules |

| | | ACTIVE INFRARED RECEIVERS |
|---|---|---|
| □ HD4654<br>■ HC4654<br>■ HS4654 |  | Receiver for remote control through remote control device 3529 - up to 16 activations or scenarios stored in the scenario moduleF420 and scenario programmer MH202- 2 modules |

| | | IR REMOTE CONTROL |
|---|---|---|
| ○ 3529 | 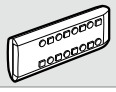 | Device for receivers control (up to 16 in the same environment) - 16 directly selectable channels - power supply by battery type (AAA) 2 x 1.5 V. |

| | | RADIO INTERFACES FOR EXTENSION BUS SYSTEM |
|---|---|---|
| □ HD4578<br>■ HC4578<br>■ HS4578 |  | SCS / ZigBee interface for the integration of radio control devices into the MyHome system. Power supply 27 Vd.c. from BUS - 2 flush mounted modules. |

| | | GREEN SWITCH AND PIR SENSOR |
|---|---|---|
| □ HD4658<br>■ HC4658<br>■ HS4658 |  | Green Switch: dual technology presence sensor, passive infrared and ultrasound (PIR + US), suitable for the presence detection in the work areas (offices, meeting rooms). Equipped with manual on/off switch. Mode of operation (automatic or manual), delay time (from 5s to 59min) and brightness threshold (from 20 to 1275 lux) settable by means of advanced/basic configuration remote control (BMSO4001/BMSO4003), physical or virtual configuration. 2 modules |
| □ HD4659<br>■ HC4659<br>■ HS4659 |  | Green Switch: passive infrared motion sensor (PIR), suitable for motion detection in traffic areas (hallways, bathrooms, utility rooms). Mode of operation (automatic or manual), delay time (from 5s to 59min) and brightness threshold (from 20 to 1275 lux) settable by means of advanced/basic configuration remote control (BMSO4001/BMSO4003), physical or virtual configuration. 2 modules |

| Item | | LIGHTING/MOVEMENT SENSORS |
|---|---|---|
| ○ BMSE3001 |  | SCS passive infrared sensor suitable for movement and lighting level detection, flush mounted in the ceiling with springs or flush-mounted box, surface installation by surface installation box item 048875, degree of protection IP20, connection with terminals and RJ45, 8 m diameter coverage area (50 square meters) and 2.5 m installation height, maximum installation height of 6 m, power supply 27 V d.c. by Bus, absorption 12 mA, adjustment using basic/advanced remote control (BMSO4003 and BMSO4001) or through configuration software, of the lighting level from 5 lux to 1275 lux, of the delay time from 30 s to 255 h and of the main operating parameters, equipped with a button for the Push&Learn procedure |
| ○ BMSE3003 |  | SCS dual technology sensor: passive infrared and ultrasound, suitable for presence and lighting level detection flush mounted in the ceiling with springs or flush-mounted box, surface installation by surface installation box item 048875, degree of protection IP20, connection with terminals and RJ45, 8 m diameter infrared coverage area (50 square meters) for 2.5 m installation height, 11 m diameter infrared coverage area (95 square meters) and 2.5 m installation height, maximum installation height of 6 m, power supply 27 V d.c. by Bus, absorption 17 mA, adjustment using basic/advanced remote control (BMSO4003 and BMSO4001) or through configuration software, of the lighting level from 5 lux to 1275 lux, of the delay time from 30 s to 255 h and of the main operating parameters, equipped with a button for the Push&Learn procedure |
| ○ 048834 | 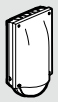 | Passive Infrared IP55 movement sensor (PIR), suitable for movement detection in outdoor or indoor traffic areas (hallways, cellars, Corselli box). Coverage area: 140° x 15m at 2.5m height. Mode of operation (automatic or manual), delay time (from 5s to 59min) and brightness threshold (from 20 to 1275 lux) settable by means of advanced/basic configuration remote control (BMSO4001/BMSO4003), physical or virtual configuration. Installation on wall or angle through a special accessory item 048971 |

**DIAGRAM FOR THE USE OF THE GREEN SWITCH, ITEM L/N/NT4658N**

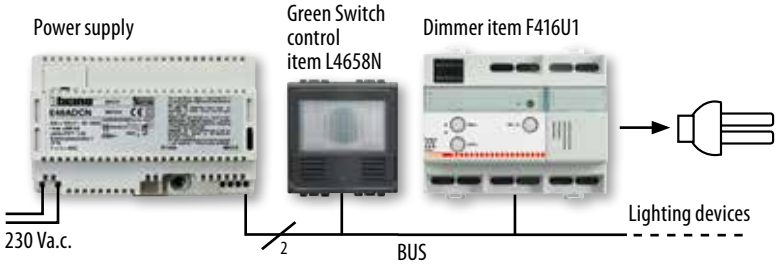


**ECO MODE**

Manual load activation and automatic switch off managed by the dimmer/actuator based on the detection of the presence of people and the desired level of illumination detected by the control, item L4658N. The function of the control is first of all to activate the automatism of the dimmer/actuator: upon first pressure, the sensor compares the desired light level with the actual light level of the room, and ascertains if the light should be switched on or not. A subsequent pressure of the control forces the switching ON or OFF of the automatism determined by the dimmer/actuator.

NOTE: □ **White** color device ■ **Tech** color device ■ **Anthracite** color device ○ Neutral item



BMSO4001



BMSO4003



H4672M2

| Item | CONFIGURATION REMOTE CONTROL |
|---|---|
| ○ **BMSO4001** | Advanced Configuration remote control equipped with infrared transmitter and receiver, it is used to adjust the main operating parameters of: Switch Sensor, Green Switch and SCS compatible sensors. Equipped with visual display for the acquisition of the parameters set on the sensors and their modification, batteries charging through mini USB port |
| ○ **BMSO4003** | Basic configuration remote control equipped with infrared transmitter and receiver, it is used to adjust the main operating parameters of: Switch Sensor, Green Switch and SCS compatible sensors. It allows editing the parameters only to preset values, batteries recharging not available |

| | INSTALLATION ACCESSORIES |
|---|---|
| ○ **048875** | Box for surface ceiling installation, compatible with the sensors: BMSE3001 and BMSE3003, degree of protection IP20, dimensions Ø 100 x 50 mm |
| ○ **048971** | Accessory for angle installation, compatible with the sensor 048834, degree of protection IP42, dimensions (hxwxd) 115 x 75 x 40 mm |

| Item | ACTUATORS AND FLUSH MOUNTED ACTUATORS/ DIMMERS |
|---|---|
| ○ **H4672M2**  | Actuator/control with 2 independent relays and neutral for "zero crossing" function - for single, double or mixed loads: 250W LED/CFL lamps, 1380W halogen lamps, 460W fluorescent lamps, 460VA electronic and ferromagnetic transformers, 460W motor reducers - relay logic interlock through configuration. The device can be configured also to manage a remote actuator - 2 modules |

**FEATURES OF LIGHTING/MOVEMENT SENSORS**

| SCS SENSORS | 048834 | BMSE3001 | BMSE3003 |
|---|---|---|---|
| INSTALLATION | wall | ceiling flush-mounted | |
| TYPE OF OPERATION | AUTO/ECO/WALKTHROUGH | AUTO/ECO/WALKTHROUGH | |
| SENSOR TECHNOLOGY | PIR | PIR | PIR+US |
| POWER SUPPLY | 27 V d.c. from Bus | 27 V d.c. from Bus | |
| DEGREE OF PROTECTION | IP55 | IP20 | |
| COVERAGE AREA AT 2.5 m | 15 m x 6 m | Ø 8 m | Ø 11 m |
| COVERING ANGLES (v/h) | 45°/140° | 90/360° | |
| LIGHTING LEVEL | 5 lux - 1275 lux | 5 lux - 1275 lux | |
| SWITCH OFF DELAY | 5 s 59 min 59 h | 30 s - 255 h 59 min 59 sec | |
| FACTORY SETTINGS | 300 lux - 15 minutes | 300 lux - 15 minutes | |
| TYPE OF CONNECTION | SCS terminal | RJ45 connector | |



NOTE: ☐ **White** color device ■ **Tech** color device ■ **Anthracite** color device ○ Neutral item

# LIGHTS AND SHUTTERS AUTOMATION



3475



F401

| Item | BASIC MODULE ACTUATORS |
|---|---|
| ○ **3476** | 1 relay actuator - for single loads: 2 A resistive or incandescent lamps, 2 A cosφ 0.5 for ferromagnetic transformers - accepts as input a traditional pushbutton with NO contact |

| Item | ACTUATORS FOR SHUTTER MANAGEMENT |
|---|---|
| ○ **H4661M2** | Flush mounted 2 module actuator with 2 internal relays and 4 buttons. In addition to the monostable and bistable UP/DOWN functions the actuator prepares the shutters in a stored position (PRESET) - to match with the control devices H4660M2 |
| ○ **F401** | as above - with 3 pushbuttons for local control - 2 DIN modules |

**CONTROLLABLE LOADS (230 Va.c. 50/60 Hz)**

| Actuators | Type | | | | | | |
|---|---|---|---|---|---|---|---|
| | Incandescent and halogen lamps energy saving | LED lamps | Linear fluorescent lamps [1] | Compact fluorescent lamps | Electronic transformers [3] | Ferromagnetic transformers [2] [3] | Motor reducers for shutters [4] |
| **H4672M2** | 1380 W | 250 W<br>Max. 2 lamps | 250 VA | 250 W<br>Max. 2 lamps | 460 W | 460 VA | 460 W |
| **H4678** | 0.25 - 1.30 A<br>60 - 300 W | -<br>- | -<br>- | -<br>- | -<br>- | 0.25 - 1.30 A<br>60 - 300 VA | -<br>- |
| **3476** | 2 A<br>460 W | 40 W<br>Max 1 lamp | -<br>- | 40 W<br>Max 1 lamp | -<br>- | 2 A cosφ 0.5<br>460 VA | -<br>- |
| **H4661M2**<br>**F401** | - | - | - | - | - | - | 2 A 250 Va.c. |

**Notes:**

1) Power factor corrected fluorescent lamps, energy saving lamps, discharge lamps.

2) In order to calculated the actual power of the load connected to the actuator, it will be necessary to take into account the transformer performance. For example, when connecting a dimmer to a 100 VA ferromagnetic transformer with 0.8 performance, the actual load power will be 125 VA.

3) The transformer must be loaded at its rated power, or in any case never below 90% of its rated power. It will be preferable to use a single transformer, rather than several transformers in parallel. For example, it will be preferable to use one single 250 VA transformer with 5 x 50 W spotlights connected, rather than using 5 x 50 VA transformers in parallel, with one 50 W spotlight each.

4) The ⊏H⊐ symbol shown on the actuators refers to the shutter motor reducers.



NOTE: ☐ **White** color device ■ **Tech** color device ■ **Anthracite** color device ○ Neutral item

# LIGHTS AND SHUTTERS AUTOMATION


**F411U2**


**F411/4**


**F411/1NC**


**BMSW1003**

| Item | ACTUATORS FOR CENTRALIZATIONS |
|---|---|
| ○ **F411U2** | Actuator with 2 independent relays - for single and double loads: 10 A resistive and 6 A incandescent lamps, 500 W for motor reducers, 2 A cosφ 0.5 for ferromagnetic transformers and 250 W fluorescent lamps - relay logic interlock through configuration - equipped with zero crossing technology - 2 DIN modules |
| ○ **F411/4** | Actuator with 4 independent relays - for single, double or mixed loads: 2 A resistive, 2 A incandescent lamps, 500 W for motor reducers, 2 A cosφ 0.5 for ferromagnetic transformers and 70 W fluorescent lamps - relay logic interlock through configuration - 2 DIN modules |
| ○ **F411/1NC** | Actuator with 1 NC two-way relay for single loads 16A resistive, 10A for incandescent lamps and 4A for fluorescent lamps. When the device is powered on, it is always with closed contact (ON status) and it is open with an OFF command. In this way in case of voltage lack from the BUS, the device will remain in the ON status, keeping the load ON - 2 DIN modules |

| Item | ACTUATORS FOR CENTRALIZATIONS |
|---|---|
| ○ **BMSW1003**  | ON/OFF actuator, 4 independent outputs with maximum 16 A at 230 Va.c., connection to terminal RJ45, degree of protection IP20, power supply 100/240 Va.c. 50/60 Hz power supply, buttons for the load direct control - zero-crossing function - 6 DIN modules |
| ○ **BMSW1005** 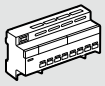 | ON/OFF actuator, "Zero Crossing" technology, 8 independent maximum load outputs 16 A at 230 V a.c., terminal connection, degree of protection IP20, power supply 100/240 V a.c. 50/60 Hz power supply, buttons for the load direct control - 10 DIN modules |

**CONTROLLABLE LOADS (250 Va.c. 50/60 Hz)**

| Actuators | Type | | | | | | |
|---|---|---|---|---|---|---|---|
| |  Energy saving incandescent and halogen lamps | 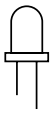 LED lamps |  Linear fluorescent lamps [1] | 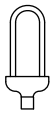 Compact fluorescent lamps | 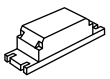 Electronic transformers[3] | 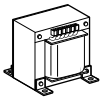 Ferromagnetic transformers [2] [3] | 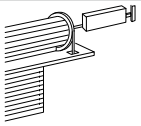 Motor reducers for shutters [4] |
| **F411U2** | 10 A<br>1380 W | 250 W<br>Max. 4 lamps | 4 A<br>230 W | 250 W<br>Max. 4 lamps | 4 A<br>230 W | 4 A cosφ 0.5<br>460 VA | 2 A<br>460 W |
| **F411/4** | 2 A<br>460 W | 70 W<br>Max. 2 lamps | 0.3 A<br>70 W | 70 W<br>Max. 2 lamps | 0.3 A<br>70 W | 2 A cosφ 0.5<br>460 VA | 2 A<br>460 W |
| **F411/1NC** | 10 A<br>2300 W | 500 W<br>Max. 10 lamps | 4 A<br>920 W | 500 W<br>Max. 10 lamps | 4 A<br>920 W | 4 A cosφ 0.5<br>920 VA | -<br>- |
| **BMSW1003** | 16 A<br>3680 W | 2.1 A<br>500 VA | 10 X (2 X 36 W)<br>4.3 A | 1150 W<br>5 A | 16 A<br>3680 W | 16 A<br>3680 W | -<br>- |
| **BMSW1005** | 16 A<br>3680 W | 2.1 A<br>500 VA | 4.3 A<br>10X2X36 W | 5 A<br>1150 VA | 16 A<br>3680 W | 16 A<br>3680 W | -<br>- |

**Notes:**
1) Power factor corrected fluorescent lamps, energy saving lamps, discharge lamps.
2) In order to calculated the actual power of the load connected to the actuator, it will be necessary to take into account the transformer performance. For example, when connecting a dimmer to a 100 VA ferromagnetic transformer with 0.8 performance, the actual load power will be 125 VA.
3) The transformer must be loaded at its rated power, or in any case never below 90% of its rated power. It will be preferable to use a single transformer, rather than several transformers in parallel. For example, it will be preferable to use one single 250 VA transformer with 5 x 50 W spotlights connected, rather than using 5 x 50 VA transformers in parallel, with one 50 W spotlight each.
4) The ▭⊣ symbol shown on the actuators refers to the shutter motor reducers.

# LIGHTS AND SHUTTERS AUTOMATION


F413N


F429


F416U1


F418U2

| Item | DIMMERS FOR CENTRALIZATIONS | |
|---|---|---|
| ○ **BMDI1002** | 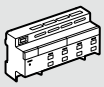 | Dimmer 1/10V, "Zero Crossing" technology, 4 maximum load outputs 4.3 A at 230 V a.c., terminal connection, degree of protection IP20, 100/240 V a.c. 50/60 Hz power supply, buttons for the load direct control - 10 DIN modules |
| ○ **F413N** |  | 1 output Dimmer for powering of fluorescent lamps or LED sources with 1÷10 V input for single loads up to 2.5 A at 230 Va.c. - screw connection - 27 Vd.c. power supply – absorption 30 mA - connecting up to 10 ballasts (terminals1-2) - provided with button for load direct control - DIN rail mounting version 2 modules |
| ○ **F429** |  | DALI dimmer with 8 independent outputs for connecting up to 16 DALI ballasts each output - power supply 230 Va.c. 50/60 Hz; 110 - 240 Vd.c. - absorption 5 mA - provided with button for load direct control - DIN rail mounting version - 6 modules |

| Item | MULTILOAD DIMMER FOR CENTRALIZATIONS | |
|---|---|---|
| ○ **F416U1** |  | Multiload dimmer, 1 output with maximum load 4.3 A at 230 Va.c., connection to terminal RJ45, degree of protection IP20, power supply 100/240 Va.c. 50/60 Hz, direct load control pushbutton - 6 DIN modules |
| ○ **F418U2** |  | Two-channel dimmer for the management of LEDs, dimmable lamps, dimmable CFL compact fluorescent lamps, halogen energy saving lamps and 110-230V electronic transformers. Possibility of parallelization of the two channels to increase the maximum power which can be managed. 27 Vd.c. power supply, absorption 18 mA - version for fastening on DIN rail - 4 modules |

**CONTROLLABLE LOADS (230 Va.c. 50/60 HZ)**

| Actuators | Type | | | | | | |
|---|---|---|---|---|---|---|---|
| |  Energy saving incandescent and halogen lamps | 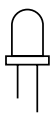 LED lamps |  Linear fluorescent lamps [1] |  Compact fluorescent lamps | 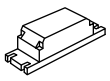 Electronic transformers[3] | 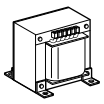 Ferromagnetic transformers [2] [3] | 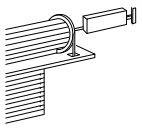 Motor reducers for shutters [4] |
| **BMDI1002** | Dimmer for ballast - four 4.3 A outputs - 4x 1000VA@ 230 Vac - 4x500VA@ 230 Vac | | | | | | |
| **F413N** | -<br>- | -<br>- | 2 A 460 W [5]<br>Max. 10 ballast type T5, T8, compact or driver for LED | -<br>- | -<br>- | -<br>- | -<br>- |
| **F416U1** | 4.3 A<br>40 - 1000 W | -<br>- | -<br>- | -<br>- | 4.3 A<br>40 - 1000 W | 4.3 A<br>40 - 1000 W | -<br>- |
| **F418** | 1÷300 W | 1÷300 VA | - | 1÷300 VA | 1÷300 VA | - | - |
| **F418U2** | 2x300 W | 2x300 VA | - | 2x300 VA | 2x300 VA | 2x300 VA | - |
| **F429** | SCS/DALI dimmer interface - 8 x16 ballast | | | | | | |

**Notes:**
1) Power factor corrected fluorescent lamps, energy saving lamps, discharge lamps. 2) In order to calculate the actual power of the load connected to the actuator, it will be necessary to take into account the transformer performance. For example, when connecting a dimmer to a 100 VA ferromagnetic transformer with 0.8 performance, the actual load power will be 125 VA. 3) The transformer must be loaded at its rated power, or in any case never below 90% of its rated power. It will be preferable to use a single transformer, rather than several transformers in parallel. For example, it will be preferable to use one single 250 VA transformer with 5 x 50 W spotlights connected, rather than using 5 x 50 VA transformers in parallel, with one 50 W spotlight each. 4) The symbol shown on the actuators refers to the shutter motor reducers. 5) Only compatible with lamps with 1/10 V Ballast.

# TEMPERATURE CONTROL


H4691


HS4693


3454

| Item | | |
|---|---|---|
| | | **THERMOSTAT** |
| ○ **H4691** |  | Flush mounted thermostat with backlit display. It is used to control the temperature of a single zone, both in the presence and absence of a temperature control unit. It is equipped with a temperature probe and an input for the connection of a contact line (e.g. window contact). It allows the management of different types of systems and the fan speed adjustment if fan coils are used. Possibility of automatic operation (summer/winter) with compatible systems. Connection to a SCS bus - 2 DIN modules |
| | | **PROBES** |
| □ **HD4693**<br>■ **HC4693**<br>■ **HS4693** |  | Probe for controlling the room temperature for heating and cooling systems - temperature measuring range 3-40°C - 2 modules |
| | | **WIRELESS TEMPERATURE SENSOR** |
| ○ **3455** |  | Wireless probe for outdoor temperature measurement - power supply by solar cells or 3.6 V Lithium battery LS14250/1/2 - IP65 wall container. Use with dedicated wireless receiving interface item HC/HD/HS4577 |
| | | **TEMPERATURE PROBE WITHOUT DISPLAY** |
| ○ **3454** |  | Basic probe flush-mounted version, to be mounted in electrical junction boxes; it doesn't have any internal temperature sensor, but it reads the ambient temperature information in the range 0 – 40 °C from an external wired sensor art. 3457, which must be mounted in the wall at a height of 1.5m from the floor level, exposed to air. |

# TEMPERATURE CONTROL - ENERGY MANAGEMENT


F430R8


F430R3V10


F430V10


3523


3522N

| Item | | |
|---|---|---|
| | | **ACTUATORS** |
| ○ **F430/2** |  | Actuator with 2 independent relays - for single and double loads: 6 A resistive, 2A motorized valves and pumps - logic relay interlock through configuration - 2 DIN modules |
| ○ **F430/4** | | Actuator with 4 independent relays - for single, double or mixed loads: 4 A resistive, 1A motorized valves, pumps and fan-coil - relays logic interlock through configuration - 2 DIN modules |
| ○ **F430R8** |  | Actuator with 8 independent relays for controlling on-off valves, motorized valves (open-close and with three points), pumps and 2 and 4 tube fan coils - 4A resistive, 1A motorized valves, pumps and fan coils - connection on SCS bus - 4 DIN modules |
| ○ **F430R3V10** | | Actuator with 3 independent relays and two 0-10 Volt outputs for coils fan control 2 and 4 tubes with 0-10 Volt proportional valves - 4A resistive, 1A fan coils - connection on SCS bus, 4 DIN modules |
| ○ **F430V10** |  | Actuator with 2 independent 0-10 Volt outputs for the control of proportional valves 0-10 Volt - connection on SCS bus - 2 DIN modules |
| | | **CONSUMPTION DISPLAY** |
| ○ **F520** |  | Device for the measurement of electric power up to maximum 3 lines connecting 3 toroids in the dedicated inputs. The data detected and processed is visible on MyHOME_Screen 3.5" and 10". DIN rail mounting version - 1 module.<br>The device is supplied with 1 toroid. |
| ○ **3523** |  | Additional toriod for electric power measurement item F520 and for actuator with sensor item F522 for the differential current measurement. Cable length 400 mm |
| ○ **3522N** |  | Pulse counter interface for the collection of data from the meters (water, gas, etc.) with pulse output. The values measured can be displayed on all the MyHOME user interfaces (Energy display, Local display, MyHOME_Screen 3.5" and 10"). Basic module version, for hidden installation. Power supply from 27 V BUS. |



NOTE: □ **White** color device ■ **Tech** color device ■ **Anthracite** color device ○ Neutral item

# ENERGY MANAGEMENT


F521


F522


F523


MHKIT4015


HS4672N


F524


3508BUS

| Item | | LOAD CONTROL MANAGEMENT |
|---|---|---|
| ○ **F521** |  | Central unit for the load control system actuators management and control to prevent the risk of disconnection from the electricity provider. The center unit handles up to a maximum of 63 loads, a contract power from 1.5 to 18 kW and tolerance up to +/-20%. It includes a bus meter for the controlled line. DIN rail mounting version - 1 module. The device is supplied with 1 toroid. |
| ○ **F522** | | Actuator with integrated current sensor for the controlled load consumption measurement. 1 relay - 10 A for incandescent lamps and 4A for fluorescent lamps or ferromagnetic transformers and 500 W for LED lamps and compact fluorescent lamps - bistable relay with zero crossing for the automation and/or load control management functions. DIN rail mounting version - 1 module. Differential current control made possible by connecting an additional toroid, item 3523 |
| ○ **F523** | | 1 relay actuator - for incandescent lamps, 4A for fluorescent lamps or ferromagnetic transformers and 500 W for LED lamps and compact fluorescent lamps - Bistable relay with zero crossing for the Automation and/or Load control management functions. DIN rail mounting version - 1 module. |
| | | **LOAD CONTROL KIT** |
| ○ **MHKIT4015** | | This kit gives the possibility of managing the maximum power used and automatically disconnect the less important users in case of overload (based on set priority levels). It can easily be expanded and integrated with other MyHOME functions. The kit includes:<br>• 1 power supply item E49<br>• 1 load control central unit item F521<br>• 1 x 16A actuator with measurement sensor item F522<br>• 2 actuators item F523<br>• 1 energy display item LN4710<br>• various configurators. |

| Item | | LOAD CONTROL MANAGEMENT |
|---|---|---|
| □ **HD4672N**<br>■ **HC4672N**<br>■ **HS4672N** |  | Actuator with 1 relay - 10 A for incandescent lamps 4 A for fluorescent lamps or ferromagnetic transformers and 500 W for LED lamps and compact fluorescent lamps for the Automation and/or load control management functions. Load forced operation button - built-in version - 2 modules |
| | | **IP DATA CONCENTRATOR - ENERGY DATA LOGGER** |
| ○ **F524** |  | Device for the centralization of the power consumption data, measured with F520 bus meters with toroids, F521 load control unit or 3522N pulse-counter interface. The data can be displayed by integrated web pages connecting the device to a network by the Ethernet port. It allows the configuration of different tariffs and the downloading of data, the addition or subtraction of lines as well as multiplication by a factor. The device is equipped with a slot for micro SD for an additional backup of the recorded data and of the OpenWebNet controls related to the consumption displaying. DIN rail mounting version - 1 module - Power supply from 27V BUS |
| | | **ACCESSORIES** |
| ○ **3508BUS** |  | plug-in clamp for BUS connection<br>- width 3.81 mm |
| ○ **3508U2** | | 2 pole plug-in clamp |
| ○ **3508U3** | | 3 pole plug-in clamp |

# COMMON ACCESSORIES AND DEVICES



**E46ADCN**



**E47/12**



**3545**



**3559**

| Item | | POWER SUPPLIES |
|---|---|---|
| ○ **E46ADCN** |  | power supply - input 230 Va.c. output 27 Vd.c. SELV - maximum absorbed current 450mA - installation on DIN profile for flush-mounted or wall-mounted switchboards - 8 DIN modules |
| ○ **E49** |  | compact power supply - input 230 Va.c. - output 27 Vd.c. Maximum current delivered 600 mA - 2 DIN modules. |
| ○ **346000** |  | Video door entry system and Sound system power supply. Power supply: 230 Va.c. @ 50-60 Hz. Maximum current delivered 1.2 A. Overload and short circuit electronic protection (without fuse). Double insulation SELV device - 8 DIN modules |
| ○ **346020** |  | additional compact power supply. For the local power supply of entrance panels and indoor video door entry systems.<br>Power supply: 230 Va.c. @ 50-60 Hz. Maximum current delivered 600 mA. Built-in (non-replaceable) fuse protection. Double insulation SELV device - 2 DIN modules |
| ○ **346030** |  | Video door entry system and Sound system compact power supply. Maximum current delivered 600 mA. Built-in (non-replaceable) fuse protection. Double insulation SELV device - 2 DIN modules |

| Item | | VARIOUS ACCESSORIES |
|---|---|---|
| ○ **3515** |  | spare removable clamp |
| ○ **3559** |  | cable for the connection to the PC for the programming of the Automation, Burglar Alarm, Temperature Control and Sound System devices - for USB port |

**For the selection of the power supply based on the system being built, refer to the following table.**

| System | Power supply | | | | |
|---|---|---|---|---|---|
| | **E46ADCN** | **E49** | **346000** | **346020** | **346030** |
| Automation | ● | ● | | | |
| Burglar alarm | ● (1) | ● (1) | | | |
| Energy Management/Consumption Display | ● | ● | | | |
| Temperature control | ● | ● | | | |
| Sound system | | | ● | ● | ● |
| Video door entry system | | | ● | ● | ● |

NOTE (1): for systems with external siren 4073
(2): for systems with external siren 4073 or without siren
(3): for sensors requiring 12 Vd.c. power supply (e.g. IR barriers)



NOTE: ☐ White colour **device** ■ Tech colour **device** ■ Anthracite colour **device** ○ Neutral item

# COMMON ACCESSORIES AND DEVICES



502PA



L4669
L4669/500



336904

| Item | | WALL MOUNTED BOXES FOR POWER SUPPLY AND BATTERY - BURGLAR-ALARM SYSTEM |
|---|---|---|
| ○ **F115/8A** |  | wall mounted DIN enclosure for power supply item E47ADCN |
| ○ **F115/8B** |  | Housing for the burglar alarm system self-powering 12V 7Ah battery with power supply item, E47ADCN - contact for the prevention of unwanted opening. |
| | | **WALL MOUNTED BOXES FOR MODULAR DEVICES** |
| ○ **502NPA** |  | reduced depth surface box for wall mounted installation - with anti-tampering device - 2 modules - with support |
| | | **ANGULAR BOX** |
| ○ **502PA** |  | surface box for corner installation - with anti-tampering device - 2 modules - with support and white cover plate (LB) |

| Item | | CONNECTION CABLES |
|---|---|---|
| ○ **L4669** |  | sheathed pair made up of 2 flexible wires with unshielded plaited sheath - insulation 300/500 V - complies with standards CEI 46-5 and CEI 20-20 - coil length 100 metres |
| ○ **L4669/500** | | as above - in 500 m coils |
| ○ **L4669KM1** |  | as above - reel lenght 1000 m (1) |
| ○ **336904** |  | specific cable with 2 twisted conductors. It can be installed in underground piping, in accordance with standards (CEI 20-13 and CEI 20-14). It ensures the best performance in video systems (higher distance between EP and Handset when compared with other cables). 200 m coil |
| ○ **336905** |  | specific BUS/SCS cable, unshielded, consisting of a white external sheath and 2 x 0.50 $mm^2$ brown and brown/white twisted flexible conductors. Halogen-free Low toxicity cable; ideal for applications where fire safety is particularly critical. Insulation 400 V. In compliance with the standards: EN 50575 EN60811, EN50289, EN50290, EN60228, 50265-2- 1,EN50395, EN50396 as described in the IMQ CPT 062 document Cable not suitable for underground installation. Coil length 200 m. Class of reaction to fire according to the CPR regulation: Cca-s1b,d1,a1. |

| System | Cable | |
|---|---|---|
| | **L4669 L4669/500 L4669KM1** | **336904 336905** |
| Automation | ● | ●(2) |
| Burglar alarm | | ●(2) |
| Energy Management/Consumption Display | ● | ●(2) |
| Temperature control | ● | ●(2) |
| Sound System | | ● |
| Video door entry system | | ● |

NOTE (1): for the availability, contact the BTicino sales staff
(2): for systems underground cable sections

# COMMON DEVICES AND ACCESSORIES



L4669
L4669/500
L4669HF



336904




3501/0 3501/1 3501/2 3501/3 3501/4

3501/GEN 3501/GR 3501/AMB 3501/AUX

3501/PUL 3501/SLA 3501/CEN 3501/T

| Item | | WALL MOUNTED BOXES FOR MODULAR DEVICES |
|---|---|---|
| ○ 502NPA |  | surface box with reduced depth for wall installation - equipped with anti-tamper device - 2 modules - fitted with support |
| | | **CONNECTION CABLES** |
| ○ L4669 |  | sheathed twisted pair made up of 2 flexible wires with plaited and unshielded sheath - 300/500 V insulation - in compliance with CEI 46-5 and CEI 20-20 - coil length 100 meters |
| ○ L4669/500 | | as above - coil length 500 meters |
| ○ L4669KM1 |  | as above - coil length 1000 meters (1) |
| ○ 336904 |  | specific cable with 2 twisted conductors. It can be installed in underground piping, in accordance with standards (CEI 20-13 and CEI 20-14). It ensures the best performance in video systems (greater distance between PE and PI than using other cables). Coil length 200 meters |
| ○ L4669HF |  | as above - low toxicity halogen-free cable - ideal for applications in environments where there will be greater regard for safety in case of fire - coil length 200 m |

| System | Cable | |
|---|---|---|
| | L4669<br>L4669/500<br>L4669KM1 | 336904<br>L4669HF |
| Automation | ● | ●(2) |
| Energy management/Consumption Display | ● | ●(2) |
| Temperature control | ● | ●(2) |
| Video door entry system | | ● |

NOTE (1): for availability contact your local BTicino sales representative
(2): for systems with underground cable lines

| Item | | VIRTUAL CONFIGURATION KIT |
|---|---|---|
| ○ 3504 |  | kit for the Automation system configuration through PC and VIRTUAL CONFIGURATOR software, supplied by CD and Secure Digit (SD) memory card. It replaces item 3503N. |
| | | **CONFIGURATORS – SINGLE-TYPE PACKAGE OF 10 PIECES** |
| ○ 3501/0 | | configurator 0 |
| ○ 3501/1 | | configurator 1 |
| ○ 3501/2 | | configurator 2 |
| ○ 3501/3 | | configurator 3 |
| ○ 3501/4 | | configurator 4 |
| ○ 3501/5 | | configurator 5 |
| ○ 3501/6 | | configurator 6 |
| ○ 3501/7 | | configurator 7 |
| ○ 3501/8 | | configurator 8 |
| ○ 3501/9 | | configurator 9 |
| ○ 3501/GEN | | configurator GEN |
| ○ 3501/GR | | configurator GR |
| ○ 3501/AMB | | configurator AMB |
| ○ 3501/AUX | | configurator AUX |
| ○ 3501/ON | | configurator ON |
| ○ 3501/OFF | | configurator OFF |
| ○ 3501/OI | | configurator OI |
| | | **CONFIGURATORS – SINGLE-TYPE PACKAGE OF 10 PIECES** |
| ○ 3501/PUL | | configurator PUL |
| ○ 3501/SLA | | configurator SLA |
| ○ 3501/CEN | | configurator CEN |
| ○ 3501/T | | configurator ↑↓ |
| ○ 3501/TM | | configurator ↑↓ M |
| | | **CONFIGURATOR KIT** |
| ○ 3501K |  | Configurator kit from 0 to 9 |
| ○ 3501K/1 | | Configurator kit AUX, GEN, GR, AMB, ON, OFF, O/I, PUL, SLA, CEN,↑↓ ,↑↓ M |
| | | **CONFIGURATOR TWEEZERS** |
| ○ 3502 | | tweezers for the connection and the removal of configurators (1) |

# KEY COVERS

## KEY-COVERS WITHOUT SILK-SCREEN PRINTING FOR 1 FUNCTION


HD4915


HD4915M2


HC4915


HC4915/2


HS4915


HS4915/2

### KEY-COVERS WITHOUT SILK-SCREEN PRINTING - 1 FUNCTION

| | 1 module | 2 modules |
|---|---|---|
| | Item | Item |
| ☐ | HD4915 | HD4915M2 |
| ▒ | HC4915 | HC4915/2 |
| ■ | HS4915 | HS4915/2 |

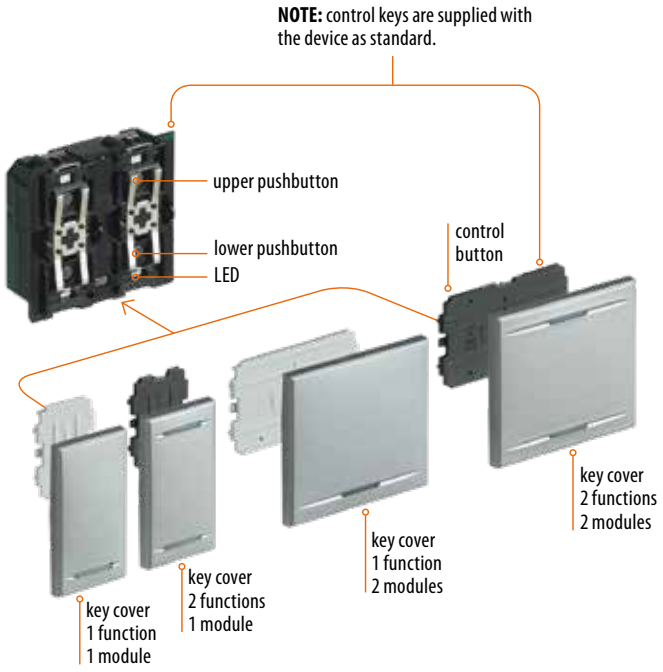


## KEY-COVERS WITH SILK-SCREEN PRINTING FOR 1 FUNCTION


HD4915AA


HD4915M2AA


HC4915/2AA


HC4915AC
HC4915/2AC


HS4915/2AA


HS4915BA
HS4915/2BA

### KEY-COVERS WITH 1 FUNCTION SYMBOL SILK-SCREEN PRINTING

| | | 1 module | 2 modules |
|---|---|---|---|
| Descrizione | | Item | Item |
| OFF | ☐ | HD4915AA | HD4915M2AA |
| | ▒ | HC4915AA | HC4915/2AA |
| | ■ | HS4915AA | HS4915/2AA |
| ON | ☐ | HD4915AB | HD4915M2AB |
| | ▒ | HC4915AB | HC4915/2AB |
| | ■ | HS4915AB | HS4915/2AB |
| GEN | ☐ | HD4915AC | HD4915M2AC |
| | ▒ | HC4915AC | HC4915/2AC |
| | ■ | HS4915AC | HS4915/2AC |
| DIMMER | ☐ | HD4915AD | HD4915M2AD |
| | ▒ | HC4915AD | HC4915/2AD |
| | ■ | HS4915AD | HS4915/2AD |
| STOP | ☐ | HD4915AE | — |
| | ▒ | HC4915AE | — |
| | ■ | HS4915AE | — |
| ON-OFF | ☐ | HD4915BA | HD4915M2BA |
| | ▒ | HC4915BA | HC4915/2BA |
| | ■ | HS4915BA | HS4915/2BA |
| BED LIGHT | ☐ | HD4915BL | HD4915M2BL |
| | ▒ | HC4915BL | HC4915M2BL |
| | ■ | HS4915BL | HS4915M2BL |
| BELL | ☐ | HD4915BB | HD4915M2BB |
| | ▒ | HC4915BB | HC4915/2BB |
| | ■ | HS4915BB | HS4915/2BB |
| EXHAUST FAN | ☐ | HD4915BC | HD4915M2BC |
| | ▒ | HC4915BC | HC4915/2BC |
| | ■ | HS4915BC | HS4915/2BC |
| KEY | ☐ | HD4915BD | HD4915M2BD |
| | ▒ | HC4915BD | HC4915/2BD |
| | ■ | HS4915BD | HS4915/2BD |
| DO NOT DISTURB | ☐ | HD4915DD | HD4915M2DD |
| | ▒ | HC4915DD | HC4915M2DD |
| | ■ | HS4915DD | HS4915M2DD |
| REARRANGE THE ROOM | ☐ | HD4915MR | — |
| | ▒ | HC4915MR | — |
| | ■ | HS4915MR | — |

# KEY COVERS

## KEY-COVERS WITHOUT SILK-SCREEN PRINTING FOR 2 FUNCTIONS


HD4911


HD4911M2


HC4911


HC4911/2


HS4911


HS4911/2

### KEY-COVERS WITHOUT SILK-SCREEN PRINTING - 2 FUNCTIONS

| | 1 module | 2 modules |
|---|---|---|
| | Item | Item |
| ☐ | HD4911 | HD4911M2 |
| ■ | HC4911 | HC4911/2 |
| ■ | HS4911 | HS4911/2 |

## KEY-COVERS WITH SILK-SCREEN PRINTING FOR 2 FUNCTIONS


HD4911AF


HD4911MAF


HC4911AF


HC4911AI


HC4911AG


HC4911BC

### KEY-COVERS WITH 2 FUNCTIONS SYMBOL SILK-SCREEN PRINTING

| | | 1 module | 2 modules |
|---|---|---|---|
| Description | | Item | Item |
| ON - OFF - GEN | ☐ | HD4911AF | HD4911M2AF |
| | ■ | HC4911AF | HC4911/2AF |
| | ■ | HS4911AF | HS4911/2AF |
| ON - OFF | ☐ | HD4911AG | HD4911M2AG |
| | ■ | HC4911AG | HC4911/2AG |
| | ■ | HS4911AG | HS4911/2AG |
| UP - DOWN | ☐ | HD4911AH | HD4911M2AH |
| | ■ | HC4911AH | HC4911/2AH |
| | ■ | HS4911AH | HS4911/2AH |
| ON - OFF ADJUSTMENT | ☐ | HD4911AI | HD4911M2AI |
| | ■ | HC4911AI | HC4911/2AI |
| | ■ | HS4911AI | HS4911/2AI |
| ON-OFF | ☐ | HD4911BA | HD4911M2BA |
| | ■ | HC4911BA | HC4911/2BA |
| | ■ | HS4911BA | HS4911/2BA |
| EXHAUST FAN | ☐ | HD4911BC | HD4911M2BC |
| | ■ | HC4911BC | HC4911/2BC |
| | ■ | HS4911BC | HS4911/2BC |
| SOL KEY | ☐ | HD4911BE | — |
| | ■ | HC4911BE | — |
| | ■ | HS4911BE | — |
| + upward and – downward | ☐ | HD4911AD | — |
| | ■ | HC4911AD | — |
| | ■ | HS4911AD | — |
| SOUND SOURCE CHANGE TRACK CHANGE | ☐ | HD4911BF | — |
| | ■ | HC4911BF | — |
| | ■ | HS4911BF | — |



NOTE: ☐ **White** color device ■ **Tech** color device ■ **Anthracite** color device ○ Neutral item

# HOTEL OFFER RANGE

These pages contain the BUS devices dedicated to the implementation of solutions for hotels comfort and temperature control. The offer includes many other types of devices common to other applications.
For more information see the Hotel Room Management section.


H4649


HS4547


MH201


F458


F459


348402



H4650



H4651


H4653



3544SW
3546SW

| Item | | BADGE-HOLDER POCKET |
|---|---|---|
| ○ **H4649** |  | Badge holder pocket for the activation of functions in the hotel room - slot lit by built-in light - SCS-BUS connection - dimensions: 2 modules – to be completed with front cover in the desired design |
| ○ **H4648** |  | Badge holder pocket for the activation of functions in the hotel room with RFID recognition technology - slot lit by built-in light - SCS-BUS connection - dimensions: 2 modules - to be completed with front cover in the desired design |
| | | **FRONT COVERS FOR BADGE-HOLDER POCKETS** |
| □ **HD4547**<br>■ **HC4547**<br>■ **HS4547** |  | Front cover for traditional badge-holder pocket or SCS - 2 modules |
| | | **BADGE AND BADGE PROGRAMMER** |
| ○ **3547** |  | Badge in credit card format (ISO 50x80 mm). It uses the transponder Mifare Classic ISO14443 type A technology. To be used in combination with the badge programmer 348402. The badge can be customized and is sold in packs of 5 pieces. Compatible with H4651 reader starting from batch 14W40. |
| ○ **348402** |  | Table-top badge programmer to be connected to the PC at the reception. |
| | | **CONTROL INDICATORS FOR ROOM MANAGEMENT** |
| ○ **H4650** |  | DO NOT DISTURB - REARRANGE THE ROOM indicator and Ringer button - connection to SCS-BUS - dimensions: 2 modules |
| ○ **H4651** |  | Badge reader in RFID technology + DO NOT DISTURB - REARRANGE THE ROOM indicator and Ringer button - connection to SCS-BUS - dimensions: 2 modules |
| ○ **H4653** |  | DO NOT DISTURB - REARRANGE THE ROOM control to be completed with key covers - connection to SCS-BUS - dimensions: 2 modules |

| Item | | SCENARIO MODULE IP |
|---|---|---|
| ○ **MH201** |  | It manages scenarios for hotel rooms - operates as a gateway for Configuration and Supervision software - it is necessary to install one for each room or zone - connection on SCS-BUS or Ethernet network - dimensions: 1 DIN module |
| | | **SCENARIO MODULE** |
| ○ **F420** |  | Device to store 16 scenarios for Automation, Sound System, Temperature control and Video Door Entry applications<br>- 2 DIN modules |
| | | **IP SERVER** |
| ○ **F458** |  | IP SERVER to use in case of systems with more than 100 rooms or zones (over 100 MH201 installed). Dimensions: 6 DIN modules |
| | | **DRIVER MANAGER** |
| ○ **F459** |  | Integration platform to third-party systems - 6 DIN modules |
| To check the feasibility of specific integrations and to apply for the necessary license for using the Driver manager contact BTicino | | |
| | | **SOFTWARE** |
| ○ **3544SW** |  | Software license for the room status monitoring, for related basic management and for badges programming for Hotels up to 20 rooms |
| ○ **3546SW** | | Software license as above - for Hotels with over 20 rooms |

**NOTE:** To request the integration with PMS using the FIAS protocol (e.g. Fidelio) contact the BTicino sales force.



NOTE: □ **White** color device ■ **Tech** color device ■ **Anthracite** color device ○ Neutral item

# GERMAN AND FRENCH STANDARD ASSEMBLY

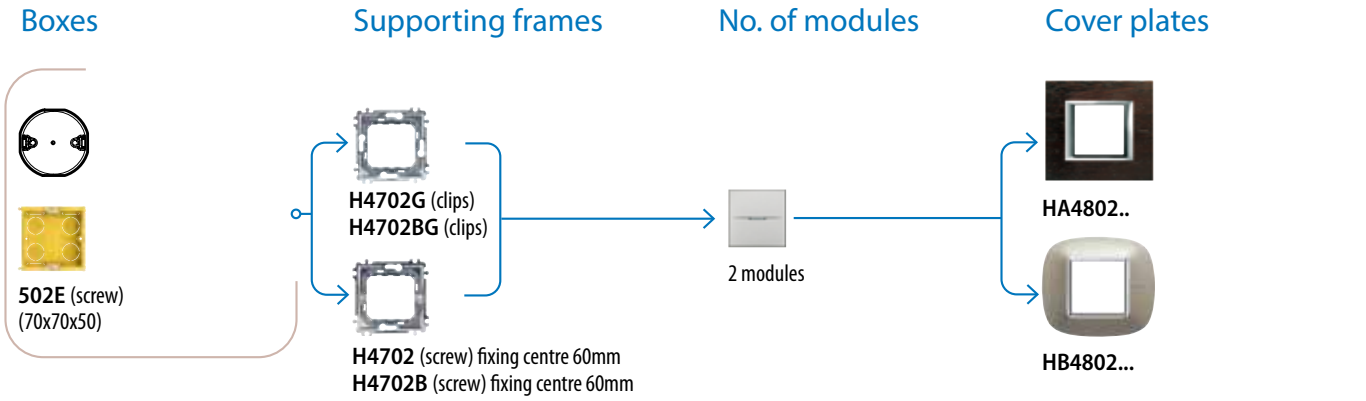


**HORIZONTAL INSTALLATION**
**CENTRE DISTANCE 71 mm**

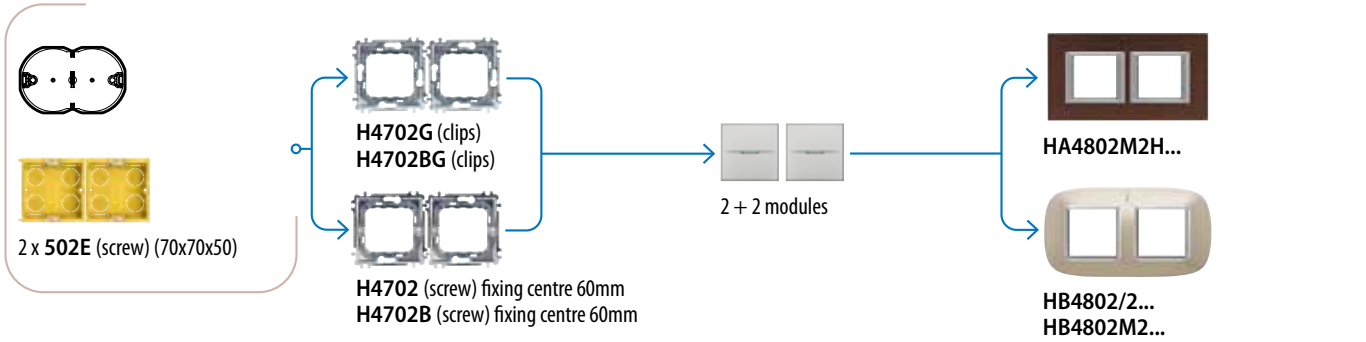


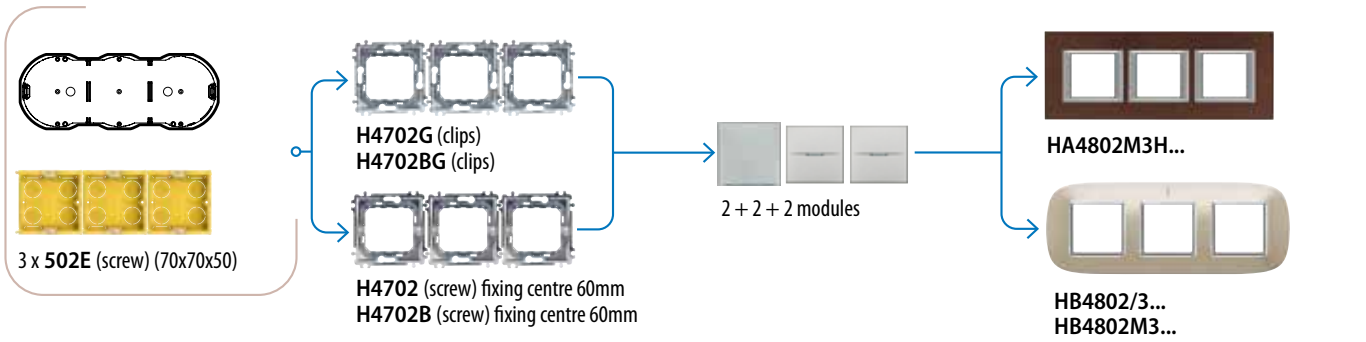


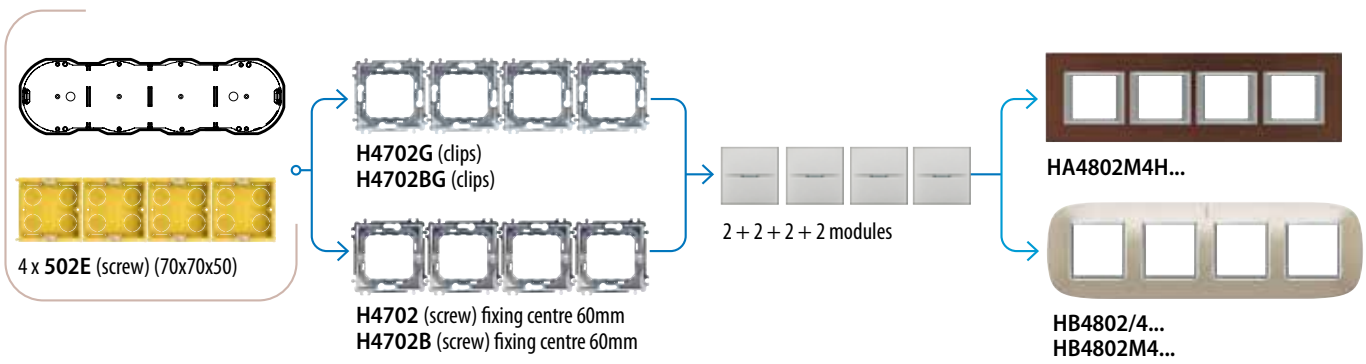


**NOTE:** the supporting frames are supplied with a transparent protection.
Devices available in white, tech and athracite colour.

# GERMAN AND FRENCH STANDARD ASSEMBLY

Boxes | Supporting frames | No. of modules | Cover plates

**VERTICAL AND HORIZONTAL INSTALLATION**
**CENTRE DISTANCE 57 mm**

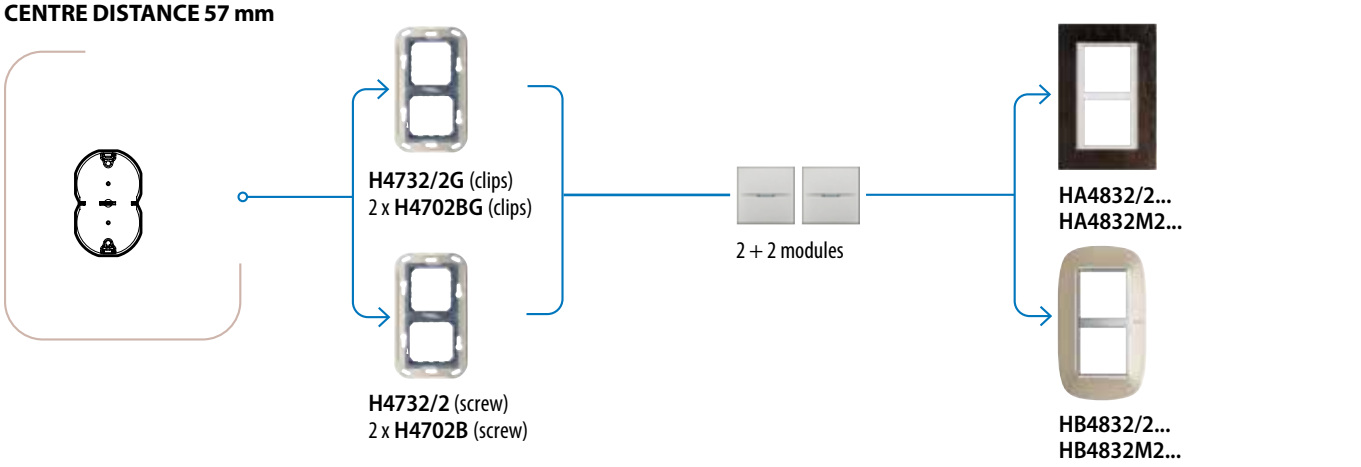


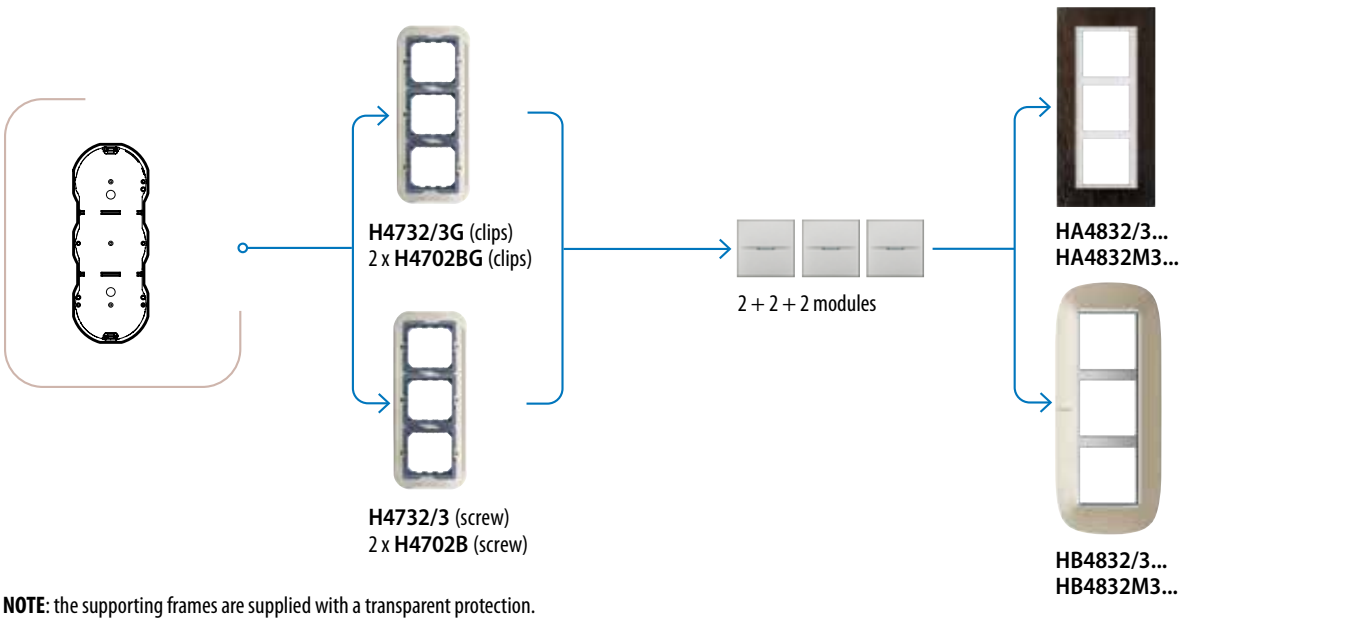


**NOTE**: the supporting frames are supplied with a transparent protection.
Devices available in white, tech and athracite colour.

**INSTALLATION OF H4702B AND H4702BG SUPPORTING FRAMES**



**H4702B** (fixing with screw)
**H4702BG** (fixing with clips)

**71 mm** centre distance installation



To place side by side 2 or more supporting frames

**57 mm** centre distance installation



Before placing side by side 2 or more supporting frames, detach upper and lower sides as indicated



# GERMAN AND FRENCH STANDARD ELLIPTIC COVER PLATES: TABLE FOR SELECTING CODES

| | | MODULES | | | | | |
|---|---|---|---|---|---|---|---|
| | | 2 | 2+2 | 2+2+2 | 2+2+2+2 | 2+2 | 2+2+2 |
| | | | centre distance 71mm | centre distance 71mm | centre distance 71mm | centre distance 57mm | centre distance 57mm |
| **ELLIPTIC COVER PLATES** | | | | | | | |
| METALLIZED | | | | | | | |
| | AXOLUTE aluminium | **HB4802XC** | **HB4802/2XC** | **HB4802/3XC** | **HB4802/4XC** | **HB4832/2XC** | **HB4832/3XC** |
| | AXOLUTE anthracite | **HB4802XS** | **HB4802/2XS** | **HB4802/3XS** | **HB4802/4XS** | **HB4832/2XS** | **HB4832/3XS** |
| | solid black | **HB4802NR** | **HB4802/2NR** | **HB4802/3NR** | **HB4802/4NR** | **HB4832/2NR** | **HB4832/3NR** |
| LIQUID | | | | | | | |
| | liquid white | **HB4802DB** | **HB4802/2DB** | **HB4802/3DB** | **HB4802/4DB** | **HB4832/2DB** | **HB4832/3DB** |
| | liquid ivory | **HB4802DA** | **HB4802/2DA** | **HB4802/3DA** | **HB4802/4DA** | **HB4832/2DA** | **HB4832/3DA** |
| | liquid orange | **HB4802DR** | **HB4802/2DR** | **HB4802/3DR** | **HB4802/4DR** | **HB4832/2DR** | **HB4832/3DR** |
| | liquid green | **HB4802DV** | **HB4802/2DV** | **HB4802/3DV** | **HB4802/4DV** | **HB4832/2DV** | **HB4832/3DV** |
| GLOSSY | | | | | | | |
| | shiny gold | **HB4802OR** | **HB4802/2OR** | **HB4802/3OR** | **HB4802/4OR** | **HB4832/2OR** | **HB4832/3OR** |
| | light titanium | **HB4802TC** | **HB4802/2TC** | **HB4802/3TC** | **HB4802/4TC** | **HB4832/2TC** | **HB4832/3TC** |
| | silver mat | **HB4802SAN** | **HB4802M2SAN** | **HB4802M3SAN** | **HB4802M4SAN** | **HB4832M2SAN** | **HB4832M3SAN** |
| | gold mat | **HB4802OSN** | **HB4802/2OSN** | **HB4802/3OSN** | **HB4802/4OSN** | **HB4832/2OSN** | **HB4832/3OSN** |
| WHITE | | | | | | | |
| | AXOLUTE white | **HB4802HD** | **HB4802M2HD** | **HB4802M3HD** | **HB4802M4HD** | **HB4832M2HD** | **HB4832M3HD** |

## SUPPORTING FRAMES

| | | | | | | |
|---|---|---|---|---|---|---|
| fixing with screws | **H4702** | **H4702 (x2)** | **H4702 (x3)** | **H4702 (x4)** | **H4732/2** | **H4732/3** |
| with clips | **H4702G** | **H4702G (x2)** | **H4702G (x3)** | **H4702G (x4)** | **H4732/2G** | **H4732/3G** |
| luminous supporting frames (with screws) | **HB4702X** | | | | | |
| for elliptic cover plates" | | | | | | |

# GERMAN AND FRENCH STANDARD RECTANGULAR COVER PLATES: TABLE FOR SELECTING CODES

| | | MODULES | | | | | |
|---|---|---|---|---|---|---|---|
| | | HORIZONTAL | | | | HORIZONTAL/VERTICAL | |
| | | 2 | 2+2 | 2+2+2 | 2+2+2+2 | 2+2 | 2+2+2 |
| | | | centre distance 71mm | centre distance 71mm | centre distance 71mm | centre distance 57 mm | centre distance 57 mm |
| **RECTANGULAR COVER PLATES** | | | | | | | |
| MONOCHROME | | | | | | | |
| | AXOLUTE white | HA4802HD | HA4802M2HHD | HA4802M3HHD | HA4802M4HHD | HA4832M2HD | HA4832M3HD |
| | Tech | HA4802HC | HA4802M2HHC | HA4802M3HHC | HA4802M4HHC | HA4832M2HC | HA4832M3HC |
| | Anthracite | HA4802HS | HA4802M2HHS | HA4802M3HHS | HA4802M4HHS | HA4832M2HS | HA4832M3HS |
| METALLIZED | | | | | | | |
| | brushed aluminium | HA4802XC | HA4802M2HXC | HA4802M3HXC | HA4802M4HXC | HA4832/2XC | HA4832/3XC |
| | brushed anthracite | HA4802XS | HA4802M2HXS | HA4802M3HXS | HA4802M4HXS | HA4832/2XS | HA4832/3XS |
| | brushed titanium | HA4802NX | HA4802M2HNX | HA4802M3HNX | HA4802M4HNX | HA4832/2NX | HA4832/3NX |
| LACQUERED | | | | | | | |
| | white Limoges | HA4802BG | HA4802M2HBG | HA4802M3HBG | HA4802M4HBG | HA4832/2BG | HA4832/3BG |
| ANODIZED | | | | | | | |
| | brushed chrome | HA4802CR | HA4802M2HCR | HA4802M3HCR | HA4802M4HCR | HA4832/2CR | HA4832/3CR |
| | brushed bronze | HA4802BR | HA4802M2HBR | HA4802M3HBR | HA4802M4HBR | HA4832/2BR | HA4832/3BR |
| | silver mat | HA4802SAN | HA4802M2HSAN | HA4802M3HSAN | HA4802M4HSAN | HA4832M2SAN | HA4832M3SAN |
| WOOD | | | | | | | |
| | teak | HA4802LTK | HA4802M2HLTK | HA4802M3HLTK | HA4802M4HLTK | HA4832/2LTK | HA4832/3LTK |
| | wenge | HA4802LWE | HA4802M2HLWE | HA4802M3HLWE | HA4802M4HLWE | HA4832/2LWE | HA4832/3LWE |
| GLASS | | | | | | | |
| | black glass | HA4802VNN | HA4802M2HVNN | HA4802M3HVNN | HA4802M4HVNN | HA4832/2VNN | HA4832/3VNN |
| | kristall glass | HA4802VKA | HA4802M2HVKA | HA4802M3HVKA | HA4802M4HVKA | HA4832/2VKA | HA4832/3VKA |
| | mirror glass | HA4802VSA | HA4802M2HVSA | HA4802M3HVSA | HA4802M4HVSA | HA4832/2VSA | HA4832/3VSA |
| | white glass | HA4802VBB | HA4802M2HVBB | HA4802M3HVBB | HA4802M4HVBB | HA4832M2VBB | HA4832M3VBB |
| NIGHTER AND WHICE | | | | | | | |
| | Nighter | HA4802VNB | HA4802M2HVNB | HA4802M3HVNB | HA4802M4HVNB | HA4832M2VNB | HA4832M3VNB |
| | Whice | HA4802VSW | HA4802M2HVSW | HA4802M3HVSW | HA4802M4HVSW | HA4832M2VSW | HA4832M3VSW |
| STONE | | | | | | | |
| | slate | HA4802RLV | HA4802M2HRLV | HA4802M3HRLV | HA4802M4HRLV | HA4832/2RLV | HA4832/3RLV |
| | Carrara marble | HA4802RMC | HA4802M2HRMC | HA4802M3HRMC | HA4802M4HRMC | HA4832/2RMC | HA4832/3RMC |
| SWAROVSKY ELEMENTS | | | | | | | |
| | Crystal | HA4802SWC | | | | | |
| | Light Peach | HA4802RLV | | | | | |

## SUPPORTING FRAMES

| | | | | | | |
|---|---|---|---|---|---|---|
| fixing with screws | H4702 | H4702 (x2) | H4702 (x3) | H4702 (x4) | H4732/2 | H4732/3 |
| with clips | H4702G | H4702G (x2) | H4702G (x3) | H4702G (x4) | H4732/2G | H4732/3G |
| luminous supporting frames (with screws) for rectangular cover plates | HA4702X | | | | | |

# BRITISH STANDARD ASSEMBLY

| Boxes | Supporting frames | No. of modules | Cover plates |
|---|---|---|---|
|  2 modules Dimension: 75 x 75 mm |  **H4702BS** Fixing centres: 60.3 mm |  2 modules |  **HA4802..** |
| 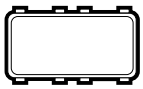 4 modules Dimension: 75 x 135 mm |  **HD/HC/HS4704BS** Fixing centres: 120.6 mm |  4 modules |  **HA4830..** |
|  2 modules Dimension: 75 x 75 mm |  **HD/HC/HS4151** Fixing centres: 60.3 mm  **HD/HC/HS4153** Fixing centres: 60.3 mm | |  **HA4829...** |
| 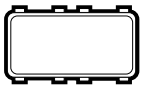 4 modules Dimension: 75 x 135 mm |  **HD/HC/HS4152** Fixing centres: 120.6 mm | |  **HA4830..** |
|  2 modules Dimension: 75 x 75 mm |  **HD/HC/HS4019** Fixing centres: 60.3 mm | |  **HA4829...** |
|  2 modules Dimension: 75 x 75 mm |  **HD/HC/HS4011S** Fixing centres: 60.3 mm  **HD/HC/HS4011SW** Fixing centres: 60.3 mm | |  **HA4802..** |
| 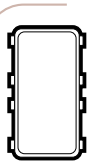 4 modules Dimension: 75 x 135 mm |  **HD/HC/HS4178** Fixing centres: 120.6 mm | |  **HA4830..** |

**NOTE:** before installing boxes, check plate dimensions (see pages Dimensional data)
Devices available in white, tech and athracite colour.

# BRITISH STANDARD RECTANGULAR COVER PLATES: TABLE FOR SELECTING CODES

| | | MODULES | | SWITCH SOCKETS | | 45 A SWITCHES | 32A SWITCHES | "SHAVER SUPPLY UNIT" |
|---|---|---|---|---|---|---|---|---|
| | | 2 | 4 | 1 gang HD-HC-HS4151 HD-HC-HS4153 | 2 gang HD-HC-HS4152 | HD-HC-HS4019 | HD-HC-HS4011S HD-HC-HS4011SW | HD-HC-HS4178 |

## RECTANGULAR COVER PLATES

| | | | | | | | | |
|---|---|---|---|---|---|---|---|---|
| MONOCHROME | | | | | | | | |
| | AXOLUTE white | HA4802HD | HA4830HD | HA4829HD | HA4830HD | HA4829HD | HA4802HD | HA4830HD |
| | Tech | HA4802HC | HA4830HC | HA4829HC | HA4830HC | HA4829HC | HA4802HC | HA4830HC |
| | Anthracite | HA4802HS | HA4830HS | HA4829HS | HA4830HS | HA4829HS | HA4802HS | HA4830HS |
| ALUMINIUM | | | | | | | | |
| | brushed aluminium | HA4802XC | HA4830XC | HA4829XC | HA4830XC | HA4829XC | HA4802XC | HA4830XC |
| | brushed anthracite | HA4802XS | HA4830XS | HA4829XS | HA4830XS | HA4829XS | HA4802XS | HA4830XS |
| | brushed titanium | HA4802NX | HA4830NX | HA4829NX | HA4830NX | HA4829NX | HA4802NX | HA4830NX |
| LACQUERED | | | | | | | | |
| | white Limoges | HA4802BG | HA4802M2HBG | HA4802M3HBG | HA4802M4HBG | HA4832/2BG | HA4832/3BG | |
| ANODIZED | | | | | | | | |
| | brushed chrome | HA4802CR | HA4830CR | HA4829CR | HA4830CR | HA4829CR | HA4802CR | HA4830CR |
| | brushed bronze | HA4802BR | HA4830BR | HA4829BR | HA4830BR | HA4829BR | HA4802BR | HA4830BR |
| | brushed mercury | HA4802AZ | HA4830AZ | HA4829AZ | HA4830AZ | HA4829AZ | HA4802AZ | HA4830AZ |
| | silver mat | HA4802SAN | HA4830SAN | HA4829SAN | HA4830SAN | HA4829SAN | HA4802SAN | HA4830SAN |
| WOOD | | | | | | | | |
| | teak | HA4802LTK | HA4830LTK | HA4829LTK | HA4830LTK | HA4829LTK | HA4802LTK | HA4830LTK |
| | wenge | HA4802LWE | HA4830LWE | HA4829LWE | HA4830LWE | HA4829LWE | HA4802LWE | HA4830LWE |
| GLASS | | | | | | | | |
| | black glass | HA4802VNN | HA4830VNN | HA4829VNN | HA4830VNN | HA4829VNN | HA4802VNN | HA4830VNN |
| | kristall glass | HA4802VKA | HA4830VKA | HA4829VKA | HA4830VKA | HA4829VKA | HA4802VKA | HA4830VKA |
| | mirror glass | HA4802VSA | HA4830VSA | HA4829VSA | HA4830VSA | HA4829VSA | HA4802VSA | HA4830VSA |
| | white glass | HA4802VBB | HA4830VBB | HA4829VBB | HA4830VBB | HA4829VBB | HA4802VBB | HA4830VBB |
| NIGHTER AND WHICE | | | | | | | | |
| | Nighter | HA4802VNB | HA4830VNB | HA4829VNB | HA4830VNB | HA4829VNB | HA4802VNB | HA4830VNB |
| | Whice | HA4802VSW | HA4830VSW | HA4829VSW | HA4830VSW | HA4829VSW | HA4802VSW | HA4830VSW |
| STONE | | | | | | | | |
| | slate | HA4802RLV | HA4830RLV | HA4829RLV | HA4830RLV | HA4829RLV | HA4802RLV | HA4830RLV |
| | Carrara marble | HA4802RMC | HA4830RMC | HA4829RMC | HA4830RMC | HA4829RMC | HA4802RMC | HA4830RMC |

## SUPPORTING FRAMES

| | |
|---|---|
| fixing with screws | H4702BS |
| with white screw caps | HD4704BS |
| with aluminium screw caps | HC4704BS |
| with anthracite screw caps | HS4704BS |
| luminous supporting frames (with screws) | HA4702X |
| for rectangular cover plates | |
| Items conform to BS 5733 | |

# AMERICAN STANDARD ASSEMBLY

| Boxes | Supporting frames | No. of modules | Cover plates |
|---|---|---|---|

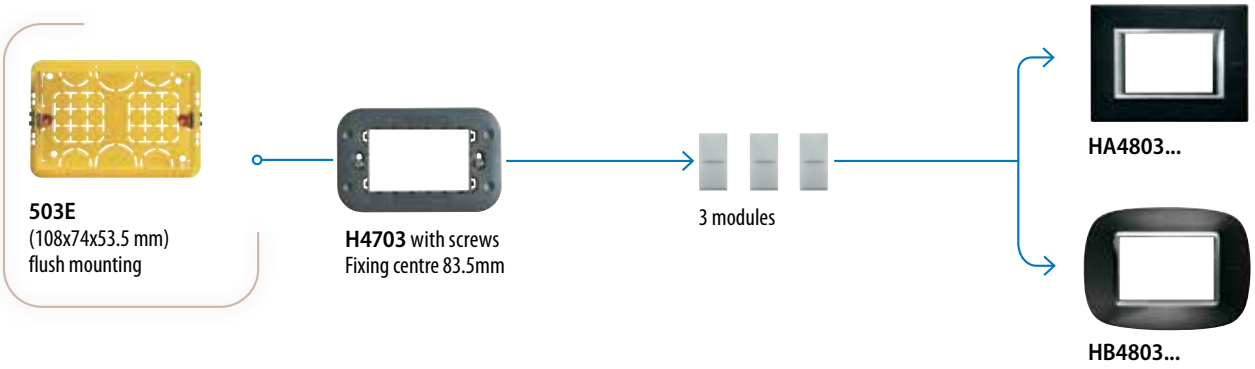


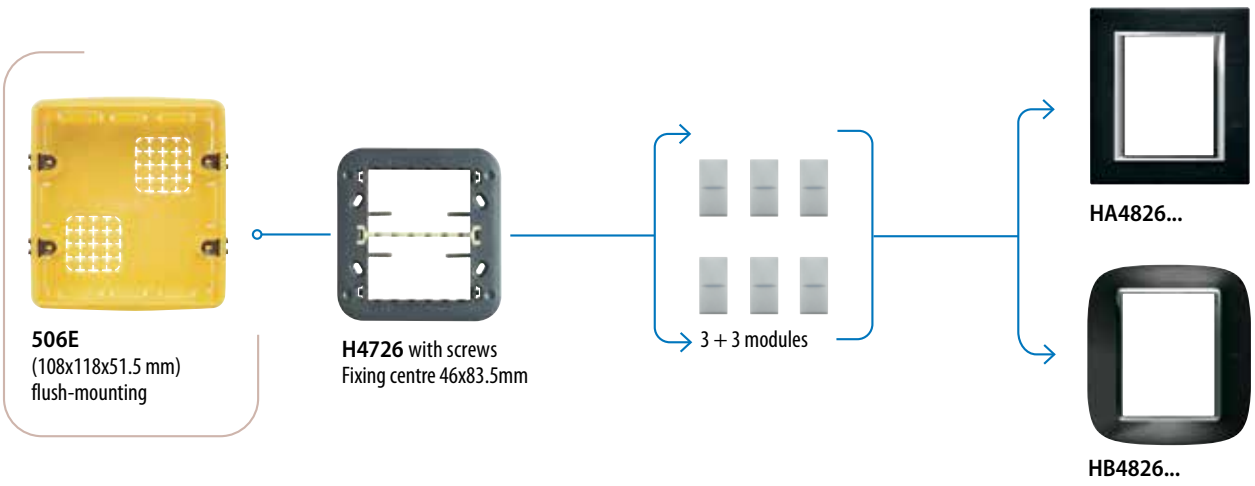


**NOTE:** devices available in white, tech and athracite colour.

# AMERICAN STANDARD COVER PLATES: TABLE FOR SELECTING CODES

## RECTANGULAR COVER PLATES

| | | MODULES 3 | MODULES 3 + 3 |
|---|---|---|---|
| **MONOCHROME** | | | |
| | AXOLUTE white | **HA4803HD** | **HA4826HD** |
| | TECH | **HA4803HC** | **HA4826HC** |
| | Anthracite | **HA4803HS** | **HA4826HS** |
| **ALUMINIUM** | | | |
| | brushed aluminium | **HA4803XC** | **HA4826XC** |
| | brushed anthracite | **HA4803XS** | **HA4826XS** |
| | brushed titanium | **HA4803NX** | **HA4826NX** |
| **LAQUERED** | | | |
| | white Limoges | **HA4803BG** | **HA4826BG** |
| **ANODIZED** | | | |
| | brushed chrome | **HA4803CR** | **HA4826CR** |
| | brushed bronze | **HA4803BR** | **HA4826BR** |
| | silver mat | **HA4803SAN** | **HA4826SAN** |
| **WOOD** | | | |
| | teak | **HA4803LTK** | **HA4826LTK** |
| | wenge | **HA4803LWE** | **HA4826LWE** |
| **GLASS** | | | |
| | black glass | **HA4803VNN** | **HA4826VNN** |
| | kristall glass | **HA4803VKA** | **HA4826VKA** |
| | mirror glass | **HA4803VSA** | **HA4826VSA** |
| | white glass | **HA4803VBB** | **HA4826VBB** |
| **NIGHTER AND WHICE** | | | |
| | Nighter | **HA4803VNB** | **HA4826VNB** |
| | Whice | **HA4803VSW** | **HA4826VSW** |
| **STONE** | | | |
| | slate | **HA4803RLV** | **HA4826RLV** |
| | Carrara marble | **HA4803RMC** | **HA4826RMC** |

## SUPPORTING FRAMES

| | | |
|---|---|---|
| fixing with screws | **H4703** | **H4726** |
| luminous supporting frames (with screws) for rectangular cover plates | **HA4703X** | |

## ELLIPTIC COVER PLATES

| | | MODULES 3 | MODULES 3 + 3 |
|---|---|---|---|
| **METALLIZED** | | | |
| | AXOLUTE aluminium | **HB4803XC** | **HB4826XC** |
| | AXOLUTE anthracite | **HB4803XS** | **HB4826XS** |
| | solid black | **HB4803NR** | **HB4826NR** |
| **LIQUID** | | | |
| | liquid white | **HB4803DB** | **HB4826DB** |
| | liquid ivory | **HB4803DA** | **HB4826DA** |
| **GLOSSY** | | | |
| | shiny gold | **HB4803OR** | **HB4826OR** |
| | light titanium | **HB4803TC** | **HB4826TC** |
| | silver mat | **HB4803SAN** | **HB4826SAN** |
| | gold mat | **HB4803OSN** | **HB4826OSN** |
| **STEEL** | | | |
| | shiny Alessi stainl. steel | **HB4803AXL** | **HB4826AXL** |
| | brushed Alessi stainl. steel | **HB4803AXS** | **HB4826AXS** |
| **WHITE** | | | |
| | AXOLUTE white | **HB4803HD** | **HB4826HD** |

## SUPPORTING FRAMES

| | | |
|---|---|---|
| fixing with screws | **H4703** | **H4726** |
| luminous supporting frames (with screws) for elliptic cover plates | **HB4703X** | |

# CHINA STANDARD ASSEMBLY

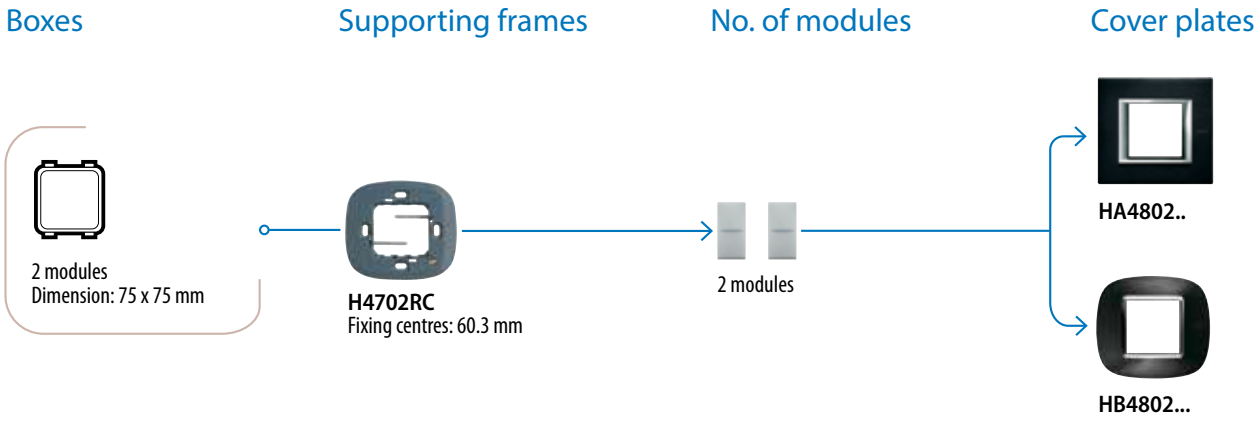


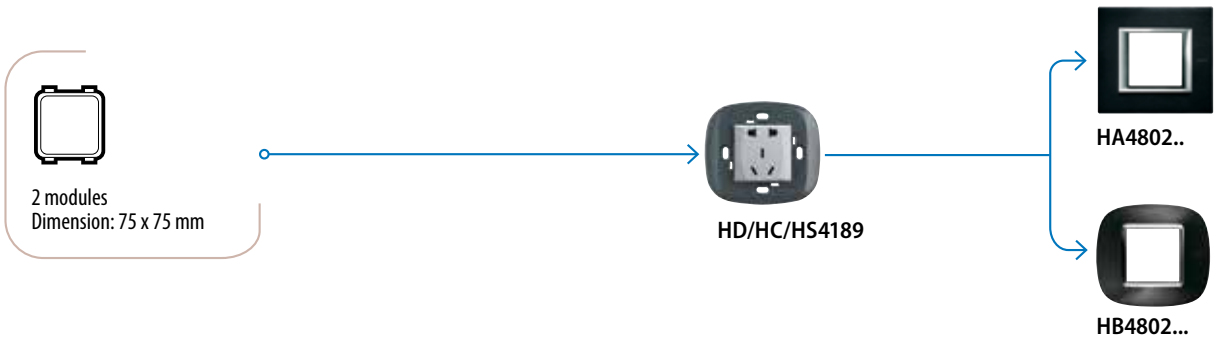

# CHINA STANDARD COVER PLATES: TABLE FOR SELECTING CODES

## RECTANGULAR COVER PLATES

| | | MODULES 2 |
|---|---|---|
| **MONOCHROME** | | |
| | AXOLUTE white | **HA4802HD** |
| | Tech | **HA4802HC** |
| | Anthracite | **HA4802HS** |
| **ALUMINIUM** | | |
| | brushed aluminium | **HA4802XC** |
| | brushed anthracite | **HA4802XS** |
| | brushed titanium | **HA4802NX** |
| **LACQUERED** | | |
| | white Limoges | **HA4802BG** |
| **ANODIZED** | | |
| | brushed chrome | **HA4802CR** |
| | brushed bronze | **HA4802BR** |
| | silver mat | **HA4802SAN** |
| **WOOD** | | |
| | teak | **HA4802LTK** |
| | wenge | **HA4802LWE** |
| **GLASS** | | |
| | black glass | **HA4802VNN** |
| | kristall glass | **HA4802VKA** |
| | mirror glass | **HA4802VSA** |
| | white glass | **HA4802VBB** |
| **NIGHTER AND WHICE** | | |
| | Nighter | **HA4802VNB** |
| | Whice | **HA4802VSW** |
| **STONE** | | |
| | slate | **HA4802RLV** |
| | Carrara marble | **HA4802RMC** |

## ELLIPTIC COVER PLATES

| | | MODULES 2 |
|---|---|---|
| **METALIZED** | | |
| | AXOLUTE aluminium | **HB4802XC** |
| | AXOLUTE anthracite | **HB4802XS** |
| | solid black | **HB4802NR** |
| **LIQUID** | | |
| | liquid white | **HB4802DB** |
| | liquid ivory | **HB4802DA** |
| **GLOSSY** | | |
| | shiny gold | **HB4802OR** |
| | light titanium | **HB4802TC** |
| | silver mat | **HB4802SAN** |
| | gold mat | **HB4802OSN** |
| **STEEL** | | |
| | shiny Alessi stainless steel | **HB4802AXL** |
| | brushed Alessi stainless steel | **HB4802AXS** |
| **WHITE** | | |
| | AXOLUTE white | **HB4802HD** |

## SUPPORTING FRAMES

| | | | |
|---|---|---|---|
| | with screws | **H4702RC** | **H4702RC** |

# AXOLUTE AIR ASSEMBLY

| Boxes | Supporting frames | No. of modules | Cover plates |
|---|---|---|---|



**503E**
(108x74x53.5 mm)



**PB503N**
(109x68x51 mm)
plasterboard



**H4703W** with screws



2 modules



**HW4819...**

---



**503E**
(108x74x53.5 mm)



**PB503N**
(109x68x51 mm)
plasterboard



**H4703W**** with screws



3 modules



**HW4803...**

---



**504E**
(133x74x53.5 mm)



**PB504N**
(131.5x68x51 mm)
plasterboard



**H4704W** with screws



3 modules



**HW4804...**

** Backing with knock-outs: to be removed if 3 modules are installed.

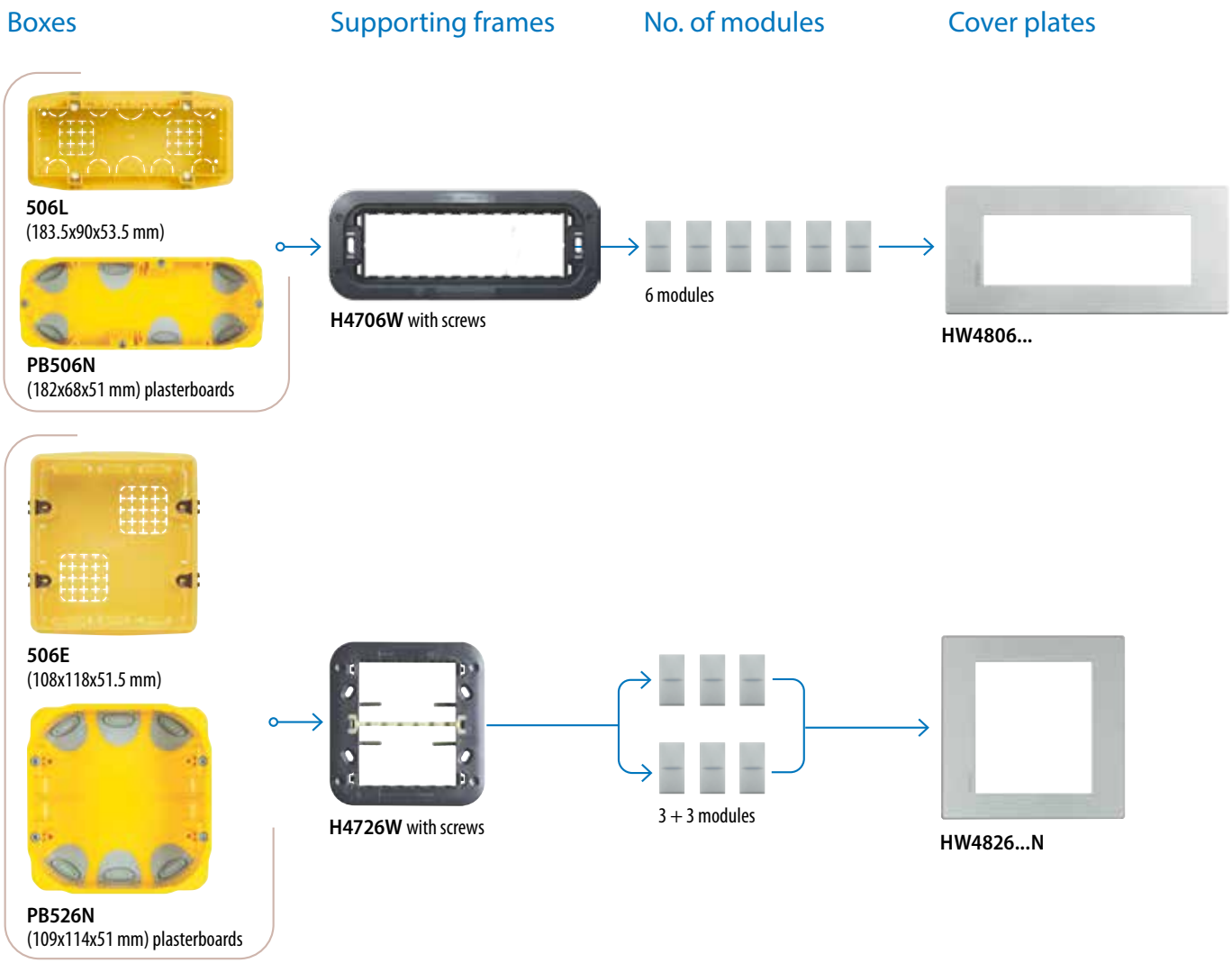


# TABLE FOR SELECTING CODES

## Modules

| | | 2 | 3 | 4 | 6 | 3+3 |
|---|---|---|---|---|---|---|
| **MONOCHROME** | | | | | | |
| | White Axolute | **HW4819HD** | **HW4803HD** | **HW4804HD** | **HW4806HD** | **HW4826HDN** |
| | Tech | **HW4819HC** | **HW4803HC** | **HW4804HC** | **HW4806HC** | **HW4826HCN** |
| | Anthracite | **HW4819HS** | **HW4803HS** | **HW4804HS** | **HW4806HS** | **HW4826HSN** |
| **BRUSHED** | | | | | | |
| | Brushed Titanium | **HW4819CRS** | **HW4803CRS** | **HW4804CRS** | **HW4806CRS** | **HW4826CRS** |
| | Brushed chrome | **HW4819TIS** | **HW4803TIS** | **HW4804TIS** | **HW4806TIS** | **HW4826TIS** |
| **SOFT** | | | | | | |
| | Matt white | **HW4819AW** | **HW4803AW** | **HW4804AW** | **HW4806AW** | **HW4826AWN** |
| | Sand | **HW4819SB** | **HW4803SB** | **HW4803SB** | **HW4803SB** | **HW4803SB** |
| | Eclipse | **HW4819XN** | **HW4803XN** | **HW4803XN** | **HW4803XN** | **HW4803XN** |

## Supporting frames

| | | | | | | |
|---|---|---|---|---|---|---|
| | with screws | **H4703W** | **H4703W** | **H4704W** | **H4706W** | **H4726W** |

**Note:** contact the BTicino sales technicians for the installation of MyHOME 3.5 screen and Videodisplay

# ITALIAN STANDARD ASSEMBLY

## Boxes



**500**
(Ø 60x44 mm)
flush-mounting



**502E**
(70x70x50)



**PB502N**
(Ø 68x51 mm)
plasterboard

## Supporting frames



**H4702IT**
with clips and
transparent cover



**H4702**
with screws and
transparent cover.
Fixing centre 60mm

## No. of modules



2 modules

## Cover plates



**HA4802..**



**HB4802...**

---



**503E**
(108x74x53.5 mm)
flush mounting



**PB503N**
(109x68x51 mm)
plasterboard



**H4703**
with screws
Fixing centre 83.5mm



3 modules



**HA4803...**



**HB4803...**

---



**504E**
(133x74x53.5 mm)
flush mounting



**PB504N**
(131.5x68x51 mm)
plasterboard



**H4704**
with screws
Fixing centre 108.5mm



4 modules



**HA4804...**



**HB4804...**

**NOTE:** devices available in white, tech and athracite colour.

Boxes | Supporting frames | No. of modules | Cover plates



**506L**
(183.5x90x53.5 mm)
flush-mounting



**PB506N**
(182x68x51 mm)
plasterboard



**H4706**
with screws
Fixing centre 100x60mm



6 modules



**HA4806...**



**HB4806...**



**506E**
(108x118x51.5 mm)
flush-mounting



**PB526N**
(109x114x51 mm)
plasterboard



**H4726**
with screws
Fixing centre 46x83.5mm

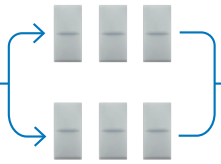

3 + 3 modules



**HA4826...**



**HB4826...**

# ITALIAN STANDARD RECTANGULAR COVER PLATES: TABLE FOR SELECTING CODES

## RECTANGULAR COVER PLATES

| | MODULES | | | | |
|---|---|---|---|---|---|
| | 2 | 3 | 4 | 6 | 3 + 3 |
| **MONOCHROME** | | | | | |
| AXOLUTE white | HA4802HD | HA4803HD | HA4804HD | HA4806HD | HA4826HD |
| Tech | HA4802HC | HA4803HC | HA4804HC | HA4806HC | HA4826HC |
| Anthracite | HA4802HS | HA4803HS | HA4804HS | HA4806HS | HA4826HS |
| **ALUMINIUM** | | | | | |
| brushed aluminium | HA4802XC | HA4803XC | HA4804XC | HA4806XC | HA4826XC |
| brushed anthracite | HA4802XS | HA4803XS | HA4804XS | HA4806XS | HA4826XS |
| brushed titanium | HA4802NX | HA4803NX | HA4804NX | HA4806NX | HA4826NX |
| **LACQUERED** | | | | | |
| white Limoges | HA4802BG | HA4803BG | HA4804BG | HA4806BG | HA4826BG |
| **ANODIZED** | | | | | |
| brushed chrome | HA4802CR | HA4803CR | HA4804CR | HA4806CR | HA4826CR |
| brushed bronze | HA4802BR | HA4803BR | HA4804BR | HA4806BR | HA4826BR |
| silver mat | HA4802SAN | HA4803SAN | HA4804SAN | HA4806SAN | HA4826SAN |
| **WOOD** | | | | | |
| teak | HA4802LTK | HA4803LTK | HA4804LTK | HA4806LTK | HA4826LTK |
| wenge | HA4802LWE | HA4803LWE | HA4804LWE | HA4806LWE | HA4826LWE |
| **GLASS** | | | | | |
| black glass | HA4802VNN | HA4803VNN | HA4804VNN | HA4806VNN | HA4826VNN |
| kristall glass | HA4802VKA | HA4803VKA | HA4804VKA | HA4806VKA | HA4826VKA |
| mirror glass | HA4802VSA | HA4803VSA | HA4804VSA | HA4806VSA | HA4826VSA |
| white glass | HA4802VBB | HA4803VBB | HA4804VBB | HA4806VBB | HA4826VBB |
| **NIGHTER AND WHICE** | | | | | |
| Nighter | HA4802VNB | HA4803VNB | HA4804VNB | HA4806VNB | HA4826VNB |
| Whice | HA4802VSW | HA4803VSW | HA4804VSW | HA4806VSW | HA4826VSW |
| **STONE** | | | | | |
| slate | HA4802RLV | HA4803RLV | HA4804RLV | HA4806RLV | HA4826RLV |
| Carrara marble | HA4802RMC | HA4803RMC | HA4804RMC | HA4806RMC | HA4826RMC |
| **SWAROVSKY ELEMENTS** | | | | | |
| Crystal | HA4802SWC | HA4803SWC | HA4804SWC | - | HA4826SWC |
| Light Peach | HA4802SWL | HA4803SWL | HA4804SWL | - | HA4826SWL |

## SUPPORTING FRAMES

| | | | | | |
|---|---|---|---|---|---|
| with screws | | H4703 | H4704 | H4706 | H4726 |
| with clips | H4702IT | | | | |
| luminous supporting frames (with screws) for rectangular cover plates | HA4702X | HA4703X | HA4704X | | |

# ITALIAN STANDARD ELLIPTIC COVER PLATES: TABLE FOR SELECTING CODES

## ELLIPTIC COVER PLATES

| | MODULES | | | | |
|---|---|---|---|---|---|
| | 2 | 3 | 4 | 6 | 3 + 3 |
| **METALIZED** | | | | | |
| AXOLUTE aluminium | **HB4802XC** | **HB4803XC** | **HB4804XC** | **HB4806XC** | **HB4826XC** |
| AXOLUTE anthracite | **HB4802XS** | **HB4803XS** | **HB4804XS** | **HB4806XS** | **HB4826XS** |
| solid black | **HB4802NR** | **HB4803NR** | **HB4804NR** | **HB4806NR** | **HB4826NR** |
| **LIQUID** | | | | | |
| liquid white | **HB4802DB** | **HB4803DB** | **HB4804DB** | **HB4806DB** | **HB4826DB** |
| liquid ivory | **HB4802DA** | **HB4803DA** | **HB4804DA** | **HB4806DA** | **HB4826DA** |
| **GLOSSY** | | | | | |
| shiny gold | **HB4802OR** | **HB4803OR** | **HB4804OR** | **HB4806OR** | **HB4826OR** |
| light titanium | **HB4802TC** | **HB4803TC** | **HB4804TC** | **HB4806TC** | **HB4826TC** |
| silver mat | **HB4802SAN** | **HB4803SAN** | **HB4804SAN** | **HB4806SAN** | **HB4826SAN** |
| gold mat | **HB4802OSN** | **HB4803OSN** | **HB4804OSN** | **HB4806OSN** | **HB4826OSN** |
| **WHITE** | | | | | |
| AXOLUTE white | **HB4802HD** | **HB4803HD** | **HB4804HD** | **HB4806HD** | **HB4826HD** |

## SUPPORTING FRAMES

| | | | | | |
|---|---|---|---|---|---|
| with screws | | **H4703** | **H4704** | **H4706** | **H4726** |
| with clips | **H4702IT** | | | | |
| luminous supporting frames (with screws) for elleptic cover plates | **HB4702X** | **HB4703X** | **HB4704X** | | |

# INDIAN STANDARD ASSEMBLY

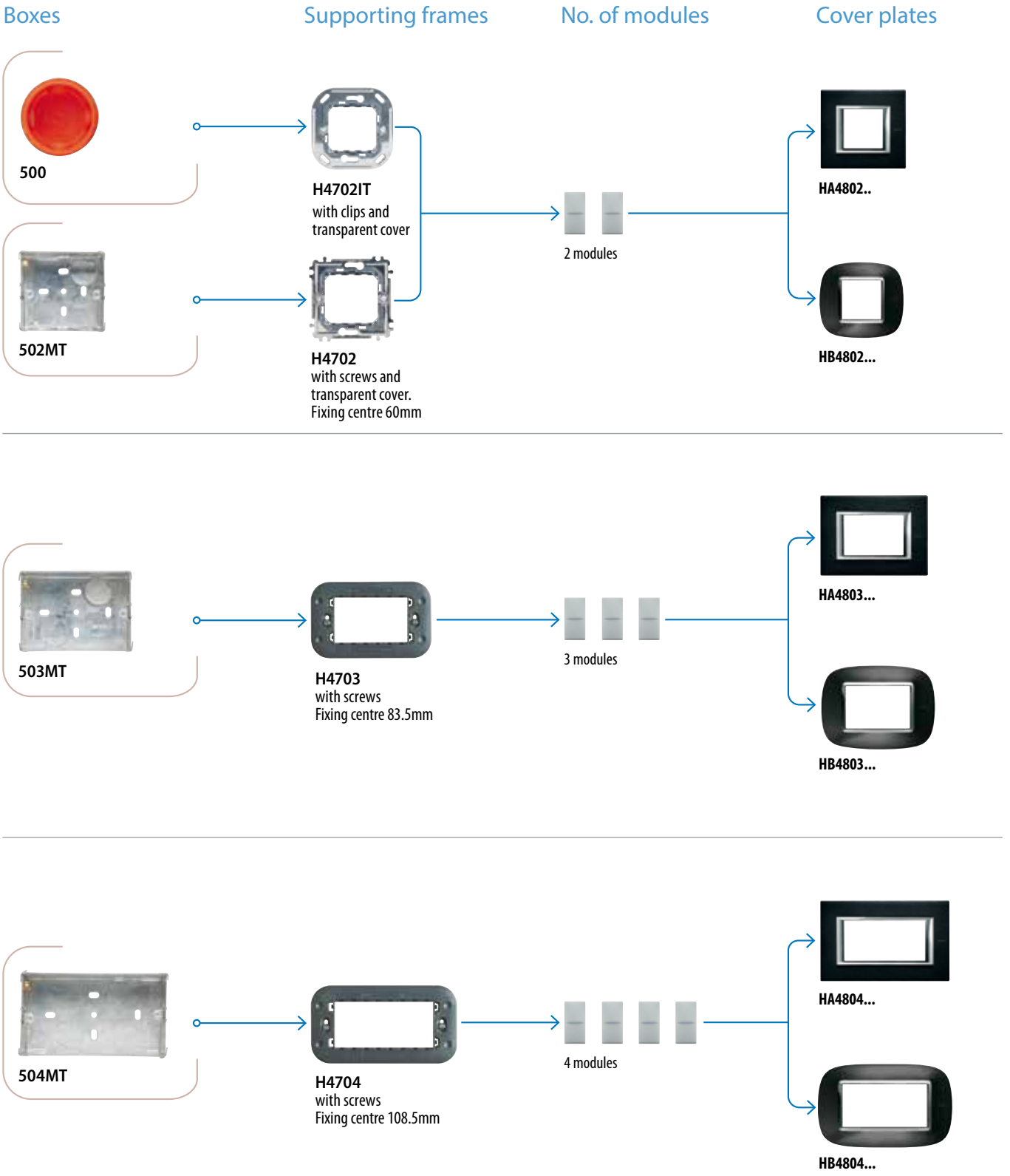


**NOTE**: devices available in white, tech and athracite colour.

Boxes | Supporting frames | No. of modules | Cover plates



506LMT



**H4706IN** with screws
Fixing centre 100x60mm



6 modules



**HA4806...**



**HB4806...**



506MT



**H4726IN** with screws
Fixing centre 46x83.5mm

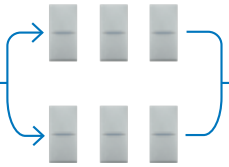

3 + 3 modules



**HA4826...**



**HB4826...**

# INDIAN STANDARD RECTANGULAR COVER PLATES: TABLE FOR SELECTING CODES

## RECTANGULAR COVER PLATES

| | MODULES | | | | |
|---|---|---|---|---|---|
| | 2 | 3 | 4 | 6 | 3 + 3 |
| **MONOCHROME** | | | | | |
| AXOLUTE white | HA4802HD | HA4803HD | HA4804HD | HA4806HD | HA4826HD |
| Tech | HA4802HC | HA4803HC | HA4804HC | HA4806HC | HA4826HC |
| Anthracite | HA4802HS | HA4803HS | HA4804HS | HA4806HS | HA4826HS |
| **ALUMINIUM** | | | | | |
| brushed aluminium | HA4802XC | HA4803XC | HA4804XC | HA4806XC | HA4826XC |
| brushed anthracite | HA4802XS | HA4803XS | HA4804XS | HA4806XS | HA4826XS |
| brushed titanium | HA4802NX | HA4803NX | HA4804NX | HA4806NX | HA4826NX |
| **LACQUERED** | | | | | |
| white Limoges | HA4802BG | HA4803BG | HA4804BG | HA4806BG | HA4826BG |
| **ANODIZED** | | | | | |
| brushed chrome | HA4802CR | HA4803CR | HA4804CR | HA4806CR | HA4826CR |
| brushed bronze | HA4802BR | HA4803BR | HA4804BR | HA4806BR | HA4826BR |
| silver mat | HA4802SAN | HA4803SAN | HA4804SAN | HA4806SAN | HA4826SAN |
| **WOOD** | | | | | |
| teak | HA4802LTK | HA4803LTK | HA4804LTK | HA4806LTK | HA4826LTK |
| wenge | HA4802LWE | HA4803LWE | HA4804LWE | HA4806LWE | HA4826LWE |
| **GLASS** | | | | | |
| black glass | HA4802VNN | HA4803VNN | HA4804VNN | HA4806VNN | HA4826VNN |
| kristall glass | HA4802VKA | HA4803VKA | HA4804VKA | HA4806VKA | HA4826VKA |
| mirror glass | HA4802VSA | HA4803VSA | HA4804VSA | HA4806VSA | HA4826VSA |
| white glass | HA4802VBB | HA4803VBB | HA4804VBB | HA4806VBB | HA4826VBB |
| **NIGHTER AND WHICE** | | | | | |
| Nighter | HA4802VNB | HA4803VNB | HA4804VNB | HA4806VNB | HA4826VNB |
| Whice | HA4802VSW | HA4803VSW | HA4804VSW | HA4806VSW | HA4826VSW |
| **STONE** | | | | | |
| slate | HA4802RLV | HA4803RLV | HA4804RLV | HA4806RLV | HA4826RLV |
| Carrara marble | HA4802RMC | HA4803RMC | HA4804RMC | HA4806RMC | HA4826RMC |
| **SWAROVSKY ELEMENTS** | | | | | |
| Crystal | HA4802SWC | HA4803SWC | HA4804SWC | - | HA4826SWC |
| Light Peach | HA4802SWL | HA4803SWL | HA4804SWL | - | HA4826SWL |

## SUPPORTING FRAMES

| | | | | | |
|---|---|---|---|---|---|
| with screws | H4702IN | H4703IN | H4704IN | H4706IN | H4726IN |
| luminous supporting frames (with screws) for rectangular cover plates | HA4702X | HA4703X | HA4704X | | |

**NOTE**: devices available in the following colours: white, tech, anthracite.

# INDIAN STANDARD ELLIPTIC COVER PLATES: TABLE FOR SELECTING CODES

| | MODULES | | | | |
|---|---|---|---|---|---|
| | 2 | 3 | 4 | 6 | 3 + 3 |
| **ELLIPTIC COVER PLATES** | | | | | |
| METALIZED | | | | | |
| AXOLUTE aluminium | **HB4802XC** | **HB4803XC** | **HB4804XC** | **HB4806XC** | **HB4826XC** |
| AXOLUTE anthracite | **HB4802XS** | **HB4803XS** | **HB4804XS** | **HB4806XS** | **HB4826XS** |
| solid black | **HB4802NR** | **HB4803NR** | **HB4804NR** | **HB4806NR** | **HB4826NR** |
| LIQUID | | | | | |
| liquid white | **HB4802DB** | **HB4803DB** | **HB4804DB** | **HB4806DB** | **HB4826DB** |
| liquid ivory | **HB4802DA** | **HB4803DA** | **HB4804DA** | **HB4806DA** | **HB4826DA** |
| GLOSSY | | | | | |
| shiny gold | **HB4802OR** | **HB4803OR** | **HB4804OR** | **HB4806OR** | **HB4826OR** |
| light titanium | **HB4802TC** | **HB4803TC** | **HB4804TC** | **HB4806TC** | **HB4826TC** |
| silver mat | **HB4802SAN** | **HB4803SAN** | **HB4804SAN** | **HB4806SAN** | **HB4826SAN** |
| gold mat | **HB4802OSN** | **HB4803OSN** | **HB4804OSN** | **HB4806OSN** | **HB4826OSN** |
| WHITE | | | | | |
| AXOLUTE white | **HB4802HD** | **HB4803HD** | **HB4804HD** | **HB4806HD** | **HB4826HD** |

## SUPPORTING FRAMES

| | | | | | |
|---|---|---|---|---|---|
| with screws | **H4702IN** | **H4703IN** | **H4704IN** | **H4706IN** | **H4726IN** |
| luminous supporting frames (with screws) for elleptic cover plates | **HB4702X** | **HB4703X** | **HB4704X** | | |

# WHICE-NIGHTER AND WHITE GLASS CONTROLS, TOUCH SCREEN AND VIDEODISPLAY - ASSEMBLY

| Boxes | Supporting frames | No. of modules | Cover plates |
|---|---|---|---|



**503E**
(108x74x53.5 mm)
flush mounting



**PB503N**
(109x68x51 mm) plasterboard



**H4703** with screws
Fixing centre 83.5mm



**HC4657M3 - HD4657M3**



**HS4657M3**



**504E**
(133x74x53.5 mm)
flush mounting



**PB504N**
(131.5x68x51 mm) plasterboard



**H4704** with screws
Fixing centre 108.5mm



**HC4657M4 - HD4657M4**



**HS4657M4**

# COVER PLATES

MONOCHROME



Axolute White - HD



Tech - HC



Antracite - HS

SOFT



Matt white - AW



Sand - SB



Eclipse - XN

BRUSHED



Brushed titanium - TIS



Brushed chrome - CRS

**Cover plates code ***

2 modules - **HW4819...**
3 modules - **HW4803...**
4 modules - **HW4804...**
6 modules - **HW4806...**
3+3 modules - **HW4826..**

## Matt white cover plate that can be painted



Before painting the matt white - AW cover plate



After Painting The Cover Plate

### SUGGESTIONS FOR USE

The MATT WHITE cover plate can also be painted.

**PAINTING**
The matt white paint of the cover plates - **AW** - can be used as a primer. Before painting with house paint, the surface should be sanded/matted for better adhesion. Resin-rich products (e.g. water-based varnishes) should be used.

**Notes**
- Do not paint the devices (keys, sockets, etc.)
- Paint the cover plate separately and mount it when it is dry

**CLEANING THE COVER PLATE**
Water-based detergents should be used. Using ethyl alcohol or other solvents which could damage or soften the paint is not recommended.



Art. **H4802KY**

**Note:** Use the tool with suction cups item H4892KY to remove the installed cover plates

* see Axolute AIR assembly page for details

# RECTANGULAR COVER PLATES (2 MODULES)

## MONOCHROME



Finishing: AXOLUTE white - **HD**



Finishing: Tech - **HC**



Finishing: Anthracite - **HS**

## ALUMINIUM



Finishing: Brushed aluminium - **XC**



Finishing: Brushed anthracite - **XS**



Finishing: Brushed titanium - **NX**

## LACQUERED



Finishing: White Limoges - **BG**

## ANODIZED



Finishing: Brushed chrome - **CR**



Finishing: Brushed bronze - **BR**



Finishing: Silver - **SAN**

# Finishes in fine material

## WOOD



Finishing: Teak - **LTK**



Finishing: Wenge - **LWE**

## GLASS



Finishing: Black glass - **VNN**



Finishing: Kristall glass - **VKA**



Finishing: Mirror glass - **VSA**



Finishing: White glass - **VBB**

## NIGHTER AND WHICE



Finishing: Nighter - **VNB**



Finishing: Whice - **VSW**

## STONE



Finishing: Slate - **RLV**



Finishing: Carrara marble - **RMC**

## SWAROVSKY



Finishing: Crystal - **SWC**



Finishing: Light peach - **SWL**

**NOTE ON WOODEN AND STONE COVER PLATES:** these cover plates are made with 100% natural materials, hence there could be small shade differences between one plate and the other. The photos are thus indicatory.

# RECTANGULAR COVER PLATES (3 MODULES)

## MONOCHROME



Finishing: AXOLUTE white - **HD**



Finishing: Tech - **HC**



Finishing: Anthracite - **HS**

## ALUMINIUM



Finishing: Brushed aluminium - **XC**



Finishing: Brushed anthracite - **XS**



Finishing: Brushed titanium - **NX**

## LACQUERED



Finishing: White Limoges - **BG**

## ANODIZED



Finishing: Brushed chrome - **CR**



Finishing: Brushed bronze - **BR**



Finishing: Silver - **SAN**

# Finishes in fine material

## WOOD



Finishing: Teak - **LTK**



Finishing: Wenge - **LWE**

## GLASS



Finishing: Black glass - **VNN**



Finishing: Kristall glass - **VKA**



Finishing: Mirror glass - **VSA**



Finishing: White glass - **VBB**

## NIGHTER AND WHICE



Finishing: Nighter - **VNB**



Finishing: Whice - **VSW**

## STONE



Finishing: Slate - **RLV**



Finishing: Carrara marble - **RMC**

## SWAROVSKY



Finishing: Crystal - **SWC**



Finishing: Light peach - **SWL**

**NOTE ON WOODEN AND STONE COVER PLATES:** these cover plates are made with 100% natural materials, hence there could be small shade differences between one plate and the other. The photos are thus indicatory.

# ELLIPTIC COVER PLATES (2 MODULES)

## METALIZED



Finishing: Axolute aluminum - **XC**



Finishing: Axolute anthracite - **XS**



Finishing: Solid black - **NR**

## LIQUID



Finishing: Liquid white - **DB**



Finishing: Liquid ivory - **DA**

## GLOSSY



Finishing: Shiny gold - **OR**



Finishing: Silver mat - **SAN**



Finishing: Light titanium - **TC**



Finishing: Gold mat - **OSN**

## WHITE



Finishing: AXOLUTE white - **HD**

# ELLIPTIC COVER PLATES (3 MODULES)

## METALIZED



Finishing: Axolute aluminum - **XC**



Finishing: Axolute anthracite - **XS**



Finishing: Solid black - **NR**

## LIQUID



Finishing: Liquid white - **DB**



Finishing: Liquid ivory - **DA**

## GLOSSY



Finishing: Shiny gold - **OR**



Finishing: Silver mat - **SAN**



Finishing: Light titanium - **TC**



Finishing: Gold mat - **OSN**

## WHITE



Finishing: AXOLUTE white - **HD**

# AXOLUTE
## Special cover plates

### SWAROVSKI Elements
The brightness of Swarovski Elements crystals and the elegance of AXOLUTE, dress and enhance the switch with a unique and unmistakeable style.

| | Crystal | Light Peach |
|---|---|---|
| 2 modules | **HA4802SWC** | **HA4802SWL** |
| 3 modules | **HA4803SWC** | **HA4803SWL** |
| 4 modules | **HA4804SWC** | **HA4804SWL** |
| 3+3 modules | **HA4826SWC** | **HA4826SWL** |




AXOLUTE SWAROVSKI CRYSTAL

AXOLUTE SWAROVSKI LIGHT PEACH

### Custom isations to order
The customer can request aesthetic variations of the AXOLUTE cover plates listed in our catalogue. Possible customisations:

**Inner frame:** the chrome inner frame can be supplied in different colours: white, aluminium and anthracite (the same as AXOLUTE mechanisms), bright or satin gold. Maximum chromatic coordination and discretion

**Tampography** all cover plates may be supplied with customised logos or symbols using one or more colours.

**Cove plates finishes:** we can supply rectangular cover plates in the typical colours of the elliptical and vice versa.

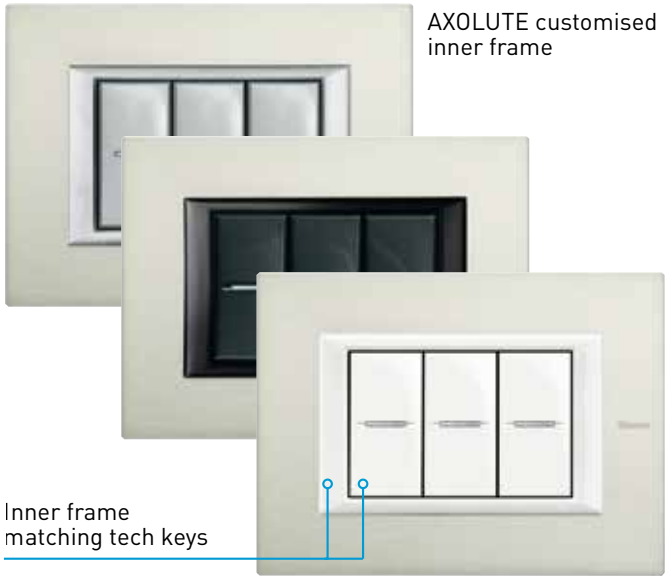

AXOLUTE customised inner frame

Inner frame matching tech keys

### Special finishes of the switches
BTicino offers, for special porject, high quality and exlusive finishes

For information or specific requirements contact your local BTicino sales representative.



Special matt titanium AXOLUTE switches

# DIMENSIONAL DATA

## Axolute AIR cover plates and support frames

### AXOLUTE AIR COVER PLATES

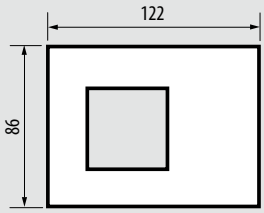


HW4802...

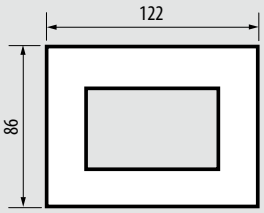


HW4803...

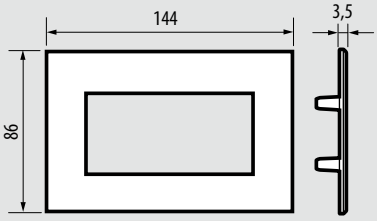


HW4804...

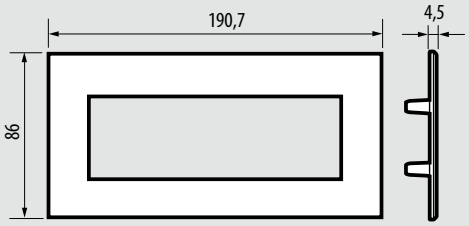


HW4806...

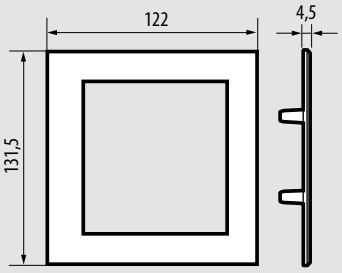


HW4826...

### AXOLUTE AIR SUPPORT FRAMES

#### 2 AND 3 MODULES

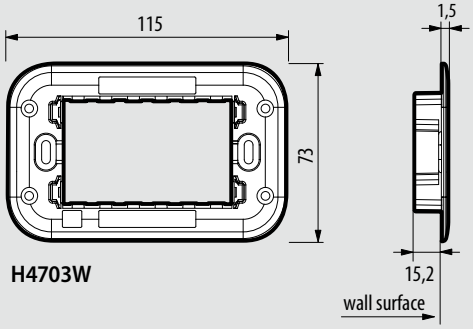


H4703W

#### 4 MODULES

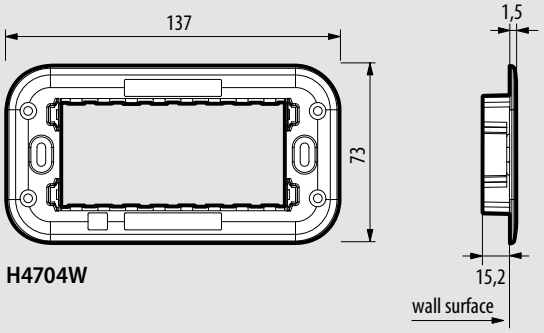


H4704W

#### 6 MODULES

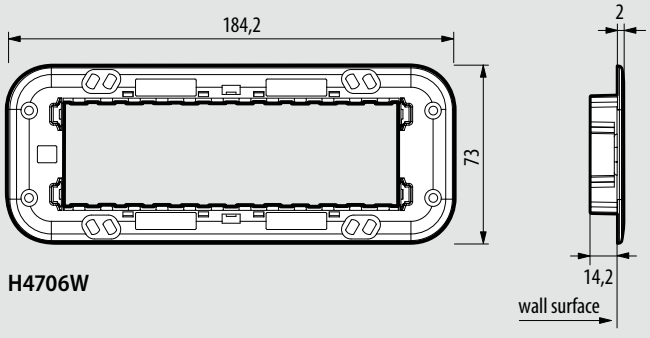


H4706W

#### 3+3 MODULES

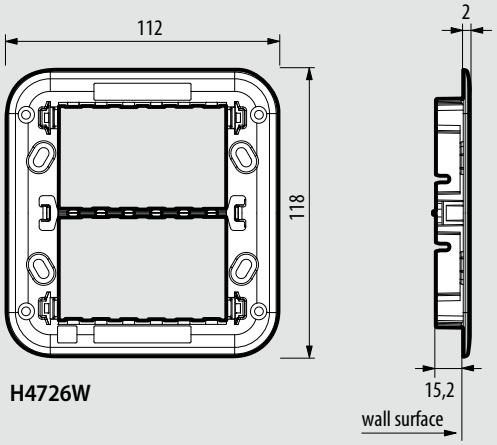


H4726W

# DIMENSIONAL DATA
## Rectangular cover plates

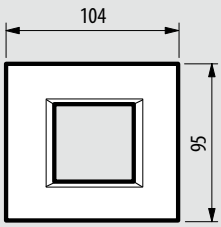


HA4802...

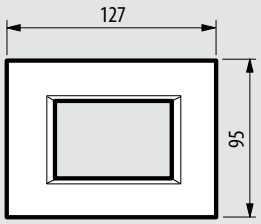


HA4803... - HC4657M3
HA4829... - HS4657M3

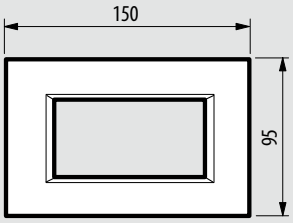


HA4804... - HC4657M4
- HS4657M4

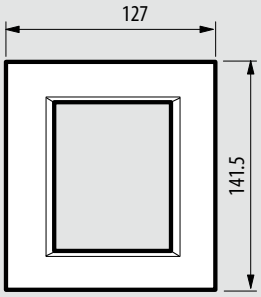


HA4826...

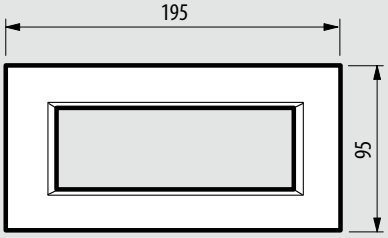


HA4806...
HA4830...

**CENTRE DISTANCE 57 mm**
**HORIZONTAL/VERTICAL**

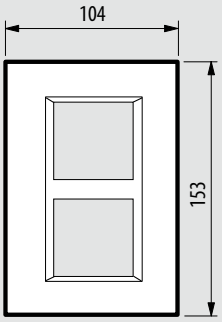


HA4832/2... - HA4832M2...

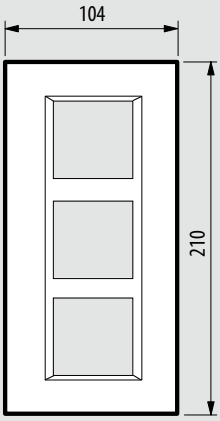


HA4832/3... - HA4832M3...

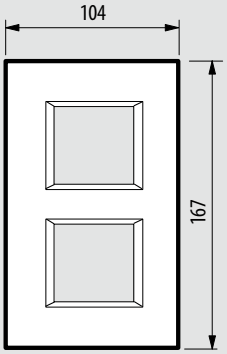


HA4802/2... - HA4802M2...

**CENTRE DISTANCE 71 mm - HORIZONTAL**

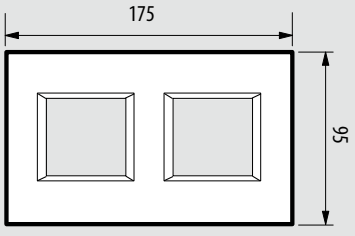


HA4802M2H...

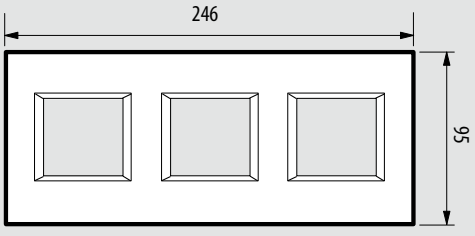


HA4802M3H...

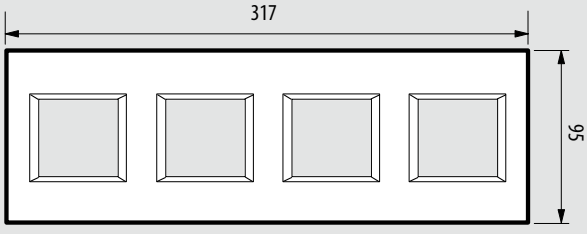


HA4802M4H...

# DIMENSIONAL DATA
## Elliptic cover plates

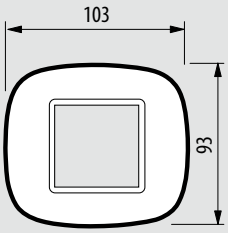


HB4802...

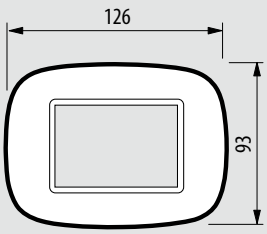


HB4803...
HB4829...

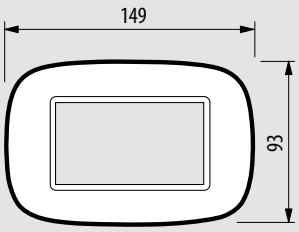


HB4804...

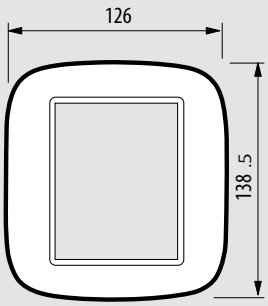


HB4826...

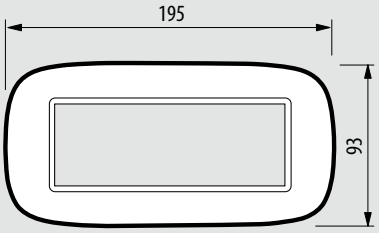


HB4806...
HB4830...

**CENTRE DISTANCE 57 mm - HORIZONTAL/VERTICAL**

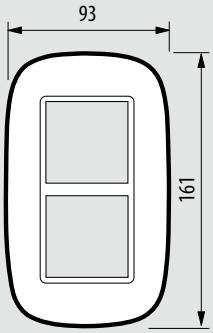


HB4832/2...
HB4832M2...

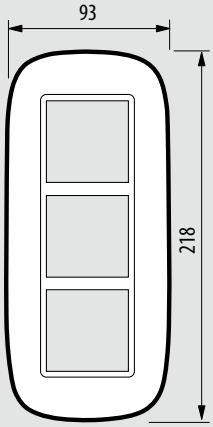


HB4832/3...
HB4832M3...

**CENTRE DISTANCE 71 mm - HORIZONTAL/VERTICAL**

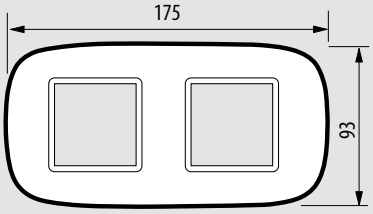


HB4802/2... - HB4802M2...

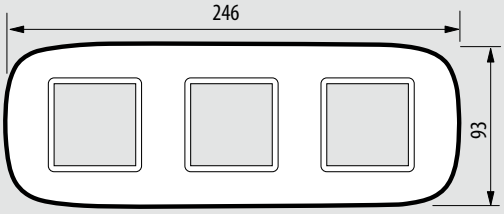


HB4802/3... - HB4802M3...

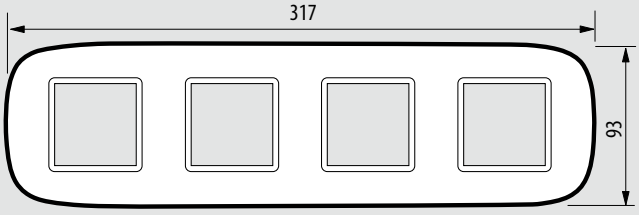


HB4802/4... - HB4802M4...

# DIMENSIONAL DATA
## Supporting frames - Devices

### MAIN SUPPORTING FRAMES

#### 2 MODULES

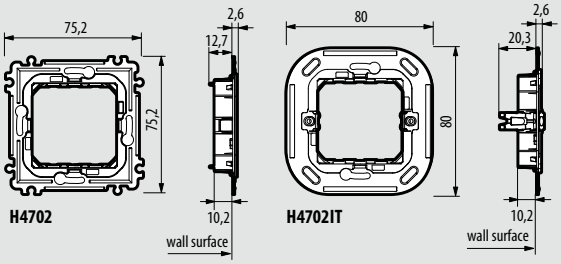


H4702 H4702IT

#### 3 MODULES

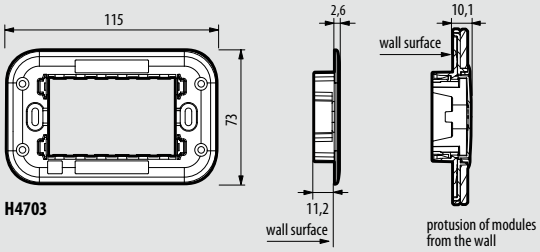


H4703

#### 4 MODULES

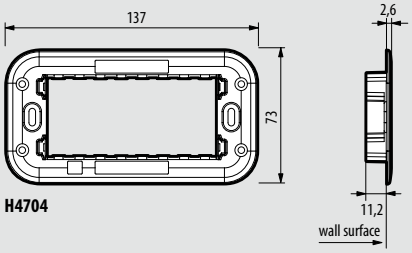


H4704

#### 6 MODULES

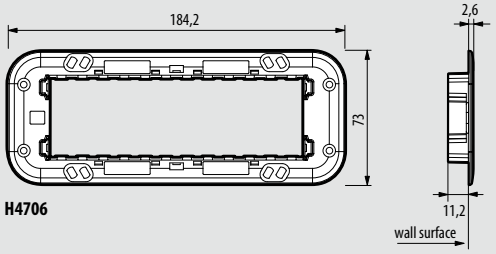


H4706

#### 3+3 MODULES

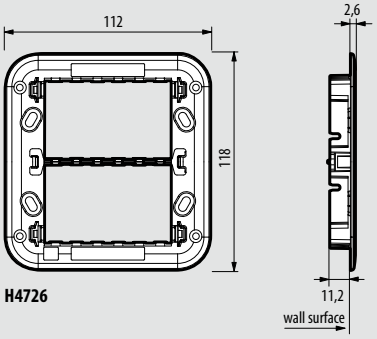


H4726

### MODULAR DEVICES

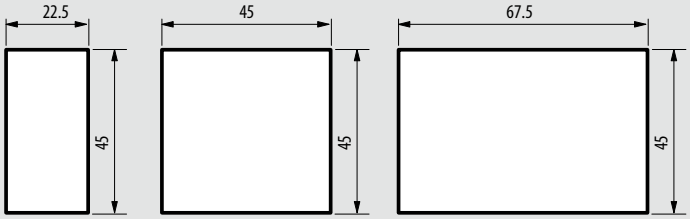


1 module 2 modules 3 modules

### DIN DEVICES

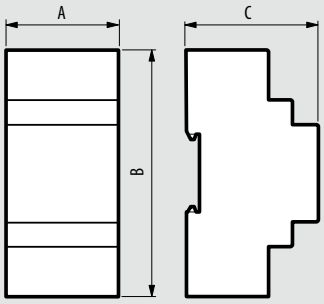


2 DIN modules

| DIN dimension chart (mm) | | | |
|---|---|---|---|
| No. of Modules | A | B | C |
| 1 | 17.5 | 90 | 60/61 |
| 2 | 35 | | |
| 3 | 52.5 | | |
| 4 | 70 | | |
| 5 | 87.5 | | |
| 6 | 105 | | |
| 7 | 122.5 | | |
| 8 | 140 | | |
| 9 | 157.5 | | |
| 10 | 175 | | |

### NON MODULAR DEVICES

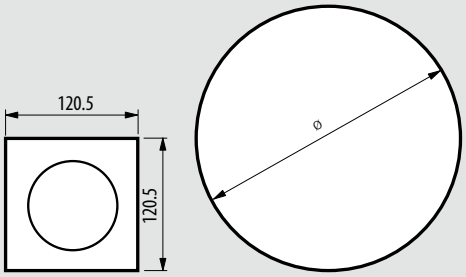


HD-HC-HS4565
HD-HC-HS4070

L4566 - Ø240
L4566/10 - Ø100

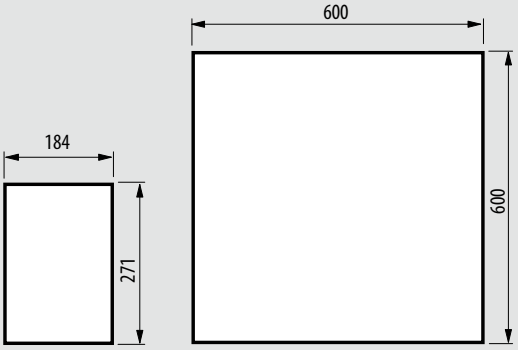


L4567 L4568

# BS EN REFERENCE TABLE

| Devices | Ref. |
|---|---|
| HC4011S | BS EN 60669-1 |
| HC4011SW | BS EN 60669-1 |
| HC4019 | BS EN 60669-1 |
| HC4051/20 | BS EN 60669-1 |
| HC4053/20 | BS EN 60669-1 |
| HC4055B | BS EN 60669-1 |
| HC4055P | BS EN 60669-1 |
| HC4150 | BS 1363-2 |
| HC4151 | BS 1363-2 |
| HC4152 | BS 1363-2 |
| HC4153 | BS 546 |
| HC4178 | BS EN 61558-2-5 |

| Devices | Ref. |
|---|---|
| HC4238M | BS 6312 |
| HC4238S | BS 6312 |
| HC4955/20 | BS 5733 |
| HC4955/45 | BS 5733 |
| HS4011S | BS EN 60669-1 |
| HS4011SW | BS EN 60669-1 |
| HS4019 | BS EN 60669-1 |
| HS4051/20 | BS EN 60669-1 |
| HS4053/20 | BS EN 60669-1 |
| HS4055B | BS EN 60669-1 |
| HS4055P | BS EN 60669-1 |
| HS4150 | BS 1363-2 |

| Devices | Ref. |
|---|---|
| HS4151 | BS 1363-2 |
| HS4152 | BS 1363-2 |
| HS4153 | BS 546 |
| HS4178 | BS EN 61558-2-5 |
| HS4238M | BS 6312 |
| HS4238S | BS 6312 |
| HS4955/20 | BS 5733 |
| HS4955/45 | BS 5733 |

| Cover plates and supporting frames | Ref. |
|---|---|
| H4702BS | BS5733 |
| HA4829... | BS5733 |
| HA4830... | BS5733 |
| HB4829... | BS5733 |
| HB4830... | BS5733 |
| HC4704BS | BS5733 |
| HS4704BS | BS5733 |

# NOTE

**BTicino** SpA
Viale Borri, 231
21100 Varese - Italy
www.bticino.com

AD-EXAX19C/GB - Edizione 06 /2019

BTicino SpA reserves at any time the right to modify the contents of this booklet and to communicate, in any form and modality, the changes brought to the same.

bticino
A Group brand | legrand