SIEMENS

Data sheet 5SV3642-6

Residual current operated circuit breaker, 4-pole, type A, In: 25 A, 300 mA, Un AC: 400 V



Model	
product brand name	SENTRON
product designation	RCCB
design of the product	Instantaneous

General technical data	
number of poles	4
size of installation devices / acc. to DIN 43880	1
protection against electrical shock	Finger and back-of-hand safe
mechanical service life (switching cycles) / typical	10 000
short-circuit current / of series fuse / maximum permissible	80 A
short-circuit current rating	10 kA
switching function / short-term delayed	No
overvoltage category	III

Supply voltage	
operating current / at AC / rated value	25 A
• supply voltage / at AC / rated value	230/400 V

Subject to change without notice
© Copyright Siemens

• supply voltage / for testing equipment / minimum	100 V
operating frequency	50 Hz
supply voltage frequency	
• rated value	50 Hz

Protection class

protection class IP	IP20, if the distribution board is installed, with connected conductors

Switching capacity

switching capacity current	
• acc. to EN 60898 / rated value	0.8 kA
• according to IEC 61008-1 / rated value	0.8 kA

Dissipation

power loss [W]	
• for rated value of the current / at AC / in hot operating state / per pole	0.7 W
• maximum	2.1 W

Current

tripping residual current / rated value	300 mA
type of fault current	A
let-through current / permissible	5 200 kA
I2t value / permissible	58 000 A²·s
surge current resistance / rated value	1 kA
operating current	
• at 40 °C / rated value	25 A
• at 45 °C / rated value	25 A
• at 50 °C / rated value	25 A
• at 55 °C / rated value	25 A
• at 60 °C / rated value	25 A
• at 65 °C / rated value	23.3 A
• at 70 °C / rated value	17.62 A

Product details

product feature / silicon-free	Yes
product extension / can be installed / supplementary devices	Yes

Connections

connectable conductor cross-section / solid	
• minimum	0.75 mm²
• maximum	35 mm²
connectable conductor cross-section / stranded	

Subject to change without notice
© Copyright Siemens

• minimum	0.75 mm²
• maximum	35 mm²
tightening torque / with screw-type terminals	
• minimum	2.5 N·m
• maximum	3 N·m
position / of power supply cord	top or bottom

Mechanical Design

height	90 mm
width	72 mm
depth	70 mm
installation depth	70 mm
number of width units	4
mounting type	DIN rail (REG)
mounting position	any
net weight	350 g

Environmental conditions

ambient temperature	
• minimum	-25 °C
• maximum	45 °C
ambient temperature / during storage	
• minimum permissible	-40 °C
• maximum permissible	75 °C
number of test cycles / for environmental testing / acc. to IEC 60068-2-30	28

Certificates

reference code	
• acc. to DIN EN 61346-2	F
• acc. to DIN EN 81346-2	F

General Product Approval | **EMC**


CCC


IMQ


ÖVE


VDE

Miscellaneous


RCM

Declaration of Conformity | **other** | **Railway**


EG-Konf.

Miscellaneous | Vibration and Shock | Confirmation

Subject to change without notice
© Copyright Siemens

Further information

Information- and Downloadcenter (Catalogs, Brochures,…)
http://www.siemens.com/lowvoltage/catalogs

Industry Mall (Online ordering system)
https://mall.industry.siemens.com/mall/en/en/Catalog/product?mlfb=5SV3642-6

Service&Support (Manuals, Certificates, Characteristics, FAQs,...)
https://support.industry.siemens.com/cs/ww/en/ps/5SV3642-6

Image database (product images, 2D dimension drawings, 3D models, device circuit diagrams, ...)
http://www.automation.siemens.com/bilddb/cax_en.aspx?mlfb=5SV3642-6

CAx-Online-Generator
http://www.siemens.com/cax

Tender specifications
http://www.siemens.com/specifications

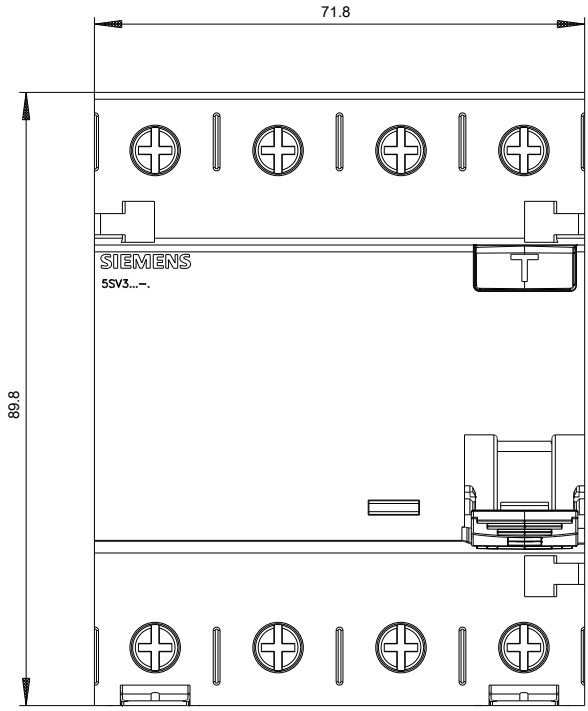

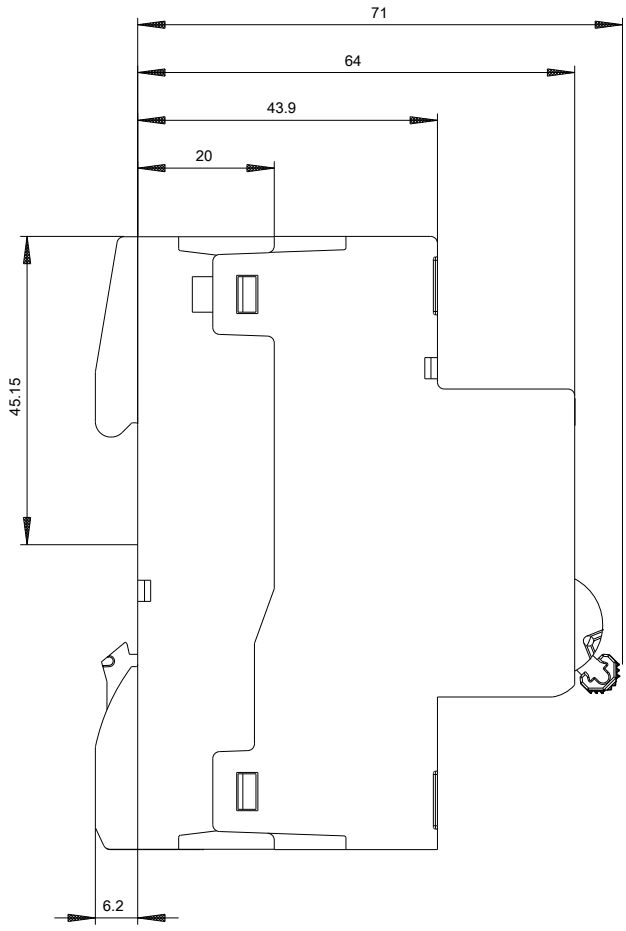

Subject to change without notice
© Copyright Siemens

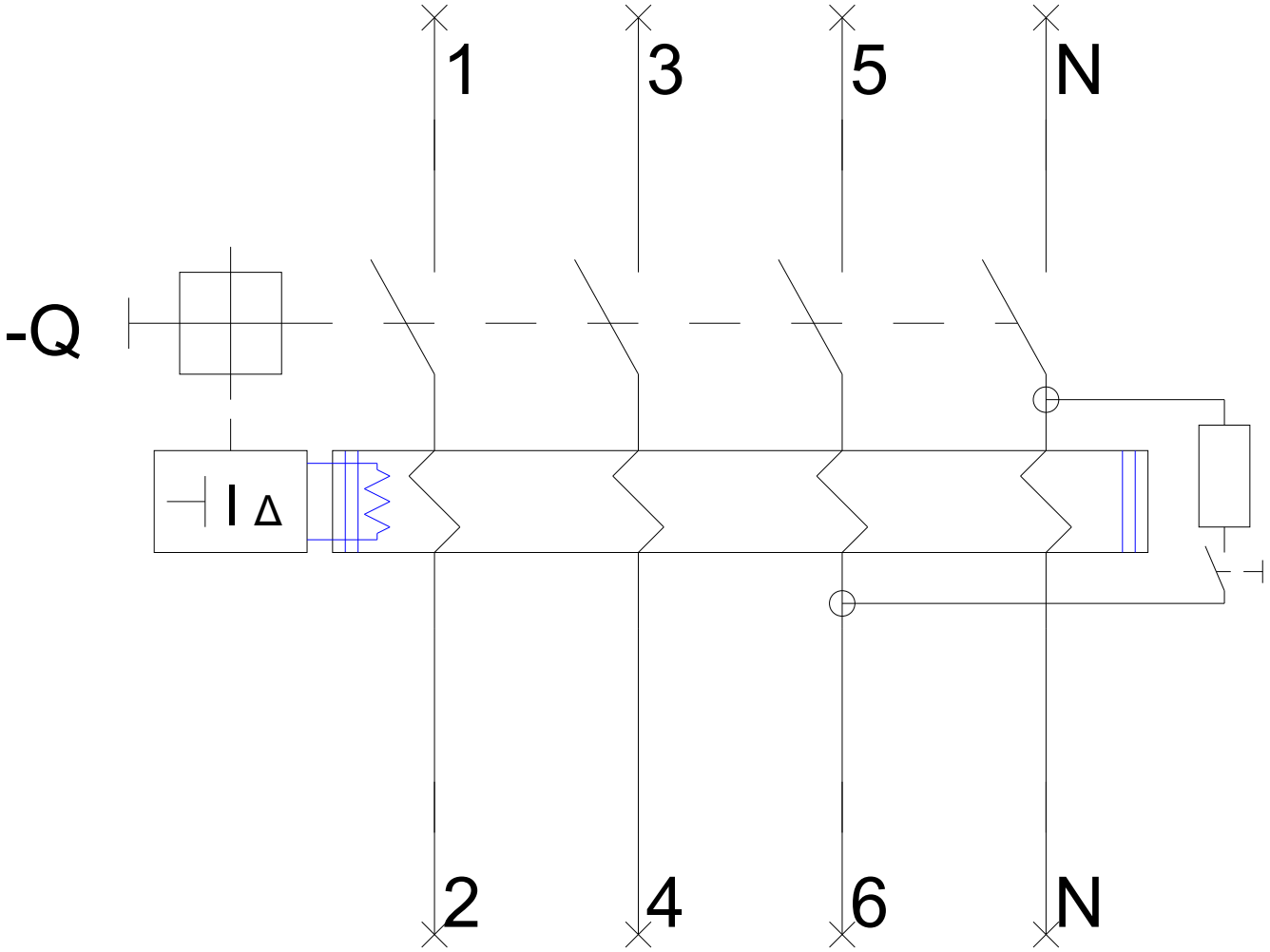

Subject to change without notice
© Copyright Siemens

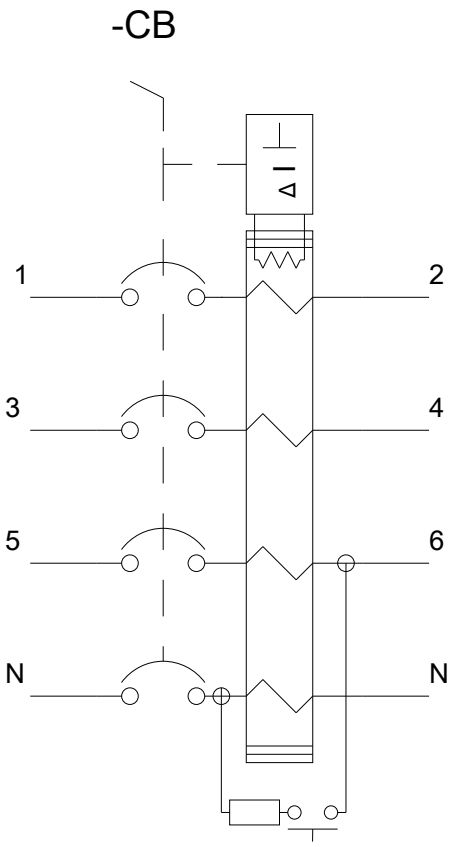

Subject to change without notice
© Copyright Siemens

Subject to change without notice
© Copyright Siemens