GEWISS
LIGHT UP THE FUTURE.

BUILDING, POWER & LIGHTING

Short Form Catalogue 2014



ACDC DYNAMICS

www.acdc.co.za

INDEX

Product	Page
Building Catalogue	
Emergency Break Glass Stations, Terminal Blocks	2
Watertight Surface Mount Plastic & Metal Enclosures	2, 4
Watertight Panels - Hinged Door	5
Distribution Boards - Surface Mounting - 40 Cd	6
Distribution Boards - 40 Cdk, 40 Cdi, 40 Cde	7
Distrbution Boards Complete With Circuit Breakers	8
Distribution Boards - CVX 160 I & E	8
Distribution Boards - CVX 630 & Accessories	9 - 11
Cable Duct And Access Chamber	12
Conduits And Accessories	13, 14
Multipole Connectors	15
Isolators - Enclosed Or Open Type	16
Industrial Plugs, Sockets Outlets & Interlock Sockets	17 - 20
Industrial Fast Wiring Plugs & Sockets	20
Industrial Multipole-Outlet Socket & Adaptors	21
68 Q-Din Distribution Boards And Accessories	22, 23
Q-Box & Accessories	23
Marina Distribution Terminals	24
Cable Racking - Perforated Steel & Wire Mesh	25 - 27
Power Skirting - Slk & Ek Ranges	28
Power Catalogue	
Din Miniature Circuit Breakers	29, 30
Restart (Automatic Resetting Devices)	31, 32
Standard Earth Leakage Relays (RCCB's)	32
Standard Earth Leakage Relays (RCBO's)	33
Din Accessories For MCB's & RCBO's	33
Din Mount GWFIX, Relays, Contactors, Transformers	34
Din Mount Pushbuttons, Indicating Lights, Buzzers	34
Surge Protective Devices	35
90 PV String Boxes And DC Devices For PV Cells	35
Lighting Catalogue	
Outdoor Feature Lighting	36
Signal Lamps & Bulkhead Light Fittings	36
Industrial Light Fittings	37
Indoor Light Fittings	37
High Bay Light Fittings	37
Flood Lights	38
Smart 4	39
Street Lighting	40, 41
Post Top Lights	41
Emergency Luminaires	42

Ui 1000V
EN 62208
Insulation Voltage according to EN 60670-1 & EN60670-22

HF Halogen Free
EN 50267-2-2
Halogen Free

Fast & Easy
Fast & Easy Installation

EMERGENCY BREAK-GLASS STATIONS


GW42201


GW42204


GW42216


GW42203

IP55 RAL300 Red surface/flush mounting emergency enclosure

Code	Description	Size HxWxD	Carton
GW42201	Break glass station with push button which can be lit. 1NO + 1NC	120 x 120 x 50	1/10
GW42211	Spare 'Safe Push' glass for **GW42201**		1/10
GW42204	Station with 22mm Ø hole and key lock	180 x 108 x 100	1/10
GW42213	Spare 'Safe Push' glass for **GW42204**		1/10
GW42203	Station with key lock and galvanised metal chassis plate	180 x 180 x 100	1/10
GW42212	Spare 'Safe Push' glass **GW42203**		1/10
GW30943	Spare 230V lamp 0.4 Watts		
GW42216	Glass hammer with fixing support		1/10
GW74201	1 N/O Contact block 3A @ 240 V		10/60
GW74202	1 N/C Contact block 3A @ 240 V		10/60

TERMINAL BLOCKS


GW44608


GW44612
GW44614

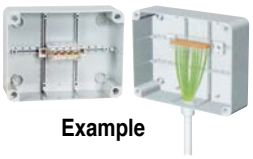
Example

Terminal Blocks for mounting into standard enclosures
Press on multi-pole grey RAL7035 – 450V

Code	No. of way	Cable Size	Max Load	Pack/Carton
GW44606	3 x	4mm²	57A	10/100
GW44607	4 x	4mm²	57A	10/100
GW44608	5 x	4mm²	57A	10/100
GW44610	5 x	6mm²	76A	10/100
GW44612	5 x	16mm²	125A	10/100
GW44614TB	5 x	35mm²	210A	1/10


GW44681


GW44671


GW44682


Example

Insulated Terminal Blocks – 450V

GW44671	3 x	6mm²	76A	10/100
GW44672	5 x	6mm²	76A	10/100
GW44673	4 x	16mm²	125A	10/50
GW44674	[2 x / 3 x]	[16mm² / 6mm²]	125A	10/50
GW44681	Support for mounting on DIN Rail		-	100
GW44682	Adaptor for fixing into enclosure base		-	200

NEW


GW44704


GW44720

Terminal Blocks - 450V - T85°C - Transparent

Code	No. of way	Cable Size	Max Load	Pack/Carton
GW44704	4 x	6mm²	76A	1/100
GW44706	6 x	6mm²	76A	1/100
GW44708	8 x	6mm²	76A	1/100

Din Mount Bracket (Max 12 way)

Code	For Terminal Blocks	Pack/Carton
GW44720	Fit **GW44704** x 3 Fit **GW44706** x 2 Fit **GW44708** x 1 (plus **GW44704** x 1)	1 / 50

SURFACE MOUNTING ENCLOSURES



42 TV RANGE complete with Hinge. RAL 7035 Grey IP41
Surface-mounting adaptable enclosures with reversible door with smooth and honeycombed surface

Code	Internal dimensions L x H (mm)	Depth D (mm)	No. Entries Ø 20.5	No. Entries Ø 20.5/23	No. Entries Ø 23/29	Chassis Plates
GW42002	200 x 150	60	12	4	–	GW44615
GW42003	200 x 150	80	12	4	–	GW44615
GW42005	300 x 200	60	–	–	16	GW44616
GW42006	300 x 200	80	–	–	16	GW44616


GW27402

Junction box for combination of modular enclosures and components - IP55

Code	Description
GW27402	132 x 82 x 55
GW26406	Watertight coupler 23mm pg16



NEW

WATERTIGHT SURFACE MOUNTING PLASTIC ENCLOSURES

HF Halogen Free EN 50267-2-2



44CE Range
Ral 7035 - Grey

GW44234

1/4 turn screws on the lid for easy access

Junction box with Plain Quick Fixing Lid - IP55

Grey Lid Code TP85°C	Internal Dimensions (mm)	Spare Lid Screw	Pack/Carton Qty	Clear lid Code
GW44234	100 x 100 x 50	–	105	N/A
GW44236	150 x 110 x 70	–	50	N/A

HF Halogen Free EN 50267-2-2



High capacity bottom allows for large conduit/gland entries

GW44114

Enclosures with High Capacity Bottom - IP56

GW44114	100 x 100 x 80	4 s/s screws	45	–
GW44117	190 x 140 x 110	a	16	GW44137
GW44118	240 x 190 x 130	a	12	GW44138
GW44119	300 x 220 x 170	b	7	GW44139
GW44120	380 x 300 x 170	b	3	GW44140

NEW

FLUSH MOUNTING JUNCTION & CONNECTION BOXES



GW48004



GW48006

Junction and Connection Boxes

Code	Outer Dim LxHxD	Compartment pre-arrangement	Carton QTY
Without DIN Rail			
GW48001	92 x 92 x 45	1	162
GW48002	118 x 96 x 50	1	114
GW48003	118 x 96 x 70	1	84
GW48004	152 x 98 x 70	1	84
GW48005	160 x 130 x 70	1	49
With DIN Rail			
GW48006	196 x 152 x 75	2	34
GW48007	294 x 152 x 75	3	22
GW48008	392 x 152 x 75	4	17
GW48009	480 x 160 x 75	3	17
GW48010	516 x 202 x 90	3	9
GW48011	516 x 294 x 90	6	5



GW48661

Boxes with Lid

Code IP40	Code IP55	Outer Dim LxHxD	Compartment pre-arrangement	Carton
GW48661	GW48671	138 x 169 x 70	1	1/28
GW48662	GW48672	308 x 169 x 70	2	1/14
GW48663	GW48673	398 x 169 x 70	3	1/9

NEW

WATERTIGHT SURFACE MOUNTING METAL ENCLOSURES

GW Connect Range



Grey Painted Enclosures - Die Cast Aluminium - **IP66**

Code	Internal Dimensions (mm)	Pack Qty	Chassis Plates	Pack Qty
GW76261	91 x 91 x 54	40	-	10
GW76262	128 x 103 x 57	32	GW76272	10
GW76263	155 x 130 x 58	24	GW76273	10
GW76264	178 x 156 x 75	16	GW76274	10
GW76265	239 x 202 x 85	8	GW76275	5
GW76266	294 x 244 x 114	4	GW76276	5
GW76267	392 x 298 x 144	1	GW76277	5



Unpainted Enclosures - Die Cast Aluminium - **IP66**

Code	Internal Dimensions (mm)	Pack Qty	Chassis Plates	Pack Qty
GW76281	91 x 91 x 54	40	-	10
GW76282	128 x 103 x 57	32	GW76272	10
GW76283	155 x 130 x 58	24	GW76273	10
GW76284	178 x 156 x 75	16	GW76274	10
GW76285	239 x 202 x 85	8	GW76275	5
GW76286	294 x 244 x 114	4	GW76276	5
GW76287	392 x 298 x 144	1	GW76277	5

WATERTIGHT SURFACE MOUNTING PLASTIC ENCLOSURES

44CE Range RAL 7035 Grey



HF Halogen Free EN 50267-2-2

Code	Internal Dimensions (mm)	Entries No.	Gland hole Ø (mm)	Conduit Max Ø (mm)	Spare Lid Screw	Pack/ Carton Qty
Junction Boxes with Stepped Glands and Press-on Lids - IP44 - TP85°C						
GW44001	Ø 65 x 35	4	23	20	–	5/280
GW44002	Ø 80 x 40	4	23	20	–	5/135
GW44003	80 x 80 x 40	6	23	20	–	5/90



HF Halogen Free EN 50267-2-2

Junction Boxes with Stepped Glands. Lids with Captive Screws - IP55 - TP85°C						
GW44004	100 x 100 x 50	6	29	25	4 S/S screws	60
GW44005	120 x 80 x 50	6	29	25	4 S/S screws	66
GW44006	150 x 110 x 70	10	29	25	4 S/S screws	40
GW44007*	190 x 140 x 70	10	37	32	a	24
GW44008*	240 x 190 x 90	12	37	32	a	12
GW44009*	300 x 220 x 120	12	48	32	b	6



HF Halogen Free EN 50267-2-2

Enclosures with standard lid - IP56

Grey lid Code TP85°C	Internal Dimensions (mm)	Spare Lid Screw	Pack/Crt Qty	Clear lid Code TP110°C
GW44204	100 x 100 x 50	4 S/S screws	105	–
GW44205	120 x 80 x 50	4 S/S screws	91	–
GW44206	150 x 110 x 70	4 S/S screws	50	GW44426
GW44207*	190 x 140 x 70	a	30	GW44427*
GW44208*	240 x 190 x 90	a	14	GW44428*
GW44209*	300 x 220 x 120	b	6	GW44429*
GW44210*	380 x 300 x 120	b	4	GW44430*
GW44211*	460 x 380 x 120	a	3	GW44431*



HF Halogen Free EN 50267-2-2

* Sealable enclosure with hinged plastic screw-on lid

Enclosures with Deep Lid - IP56

Grey lid Code TP85°C	Internal Dimensions (mm)	Spare Lid Screw	Pack/Crt Qty	Clear lid Code TP110°C
GW44214	100 x 100 x 120	4 S/S screws	45	–
GW44215	120 x 80 x 120	4 S/S screws	55	–
GW44216	150 x 110 x 140	4 S/S screws	24	GW44436
GW44217*	190 x 140 x 140	a	16	GW44437*
GW44218*	240 x 190 x 160	a	12	GW44438*
GW44219*	300 x 220 x 180	b	7	GW44439*
GW44220*	380 x 300 x 180	b	3	GW44440*
GW44221*	460 x 380 x 180	b	2	GW44441*



Galvanized Metal Chassis Plates		Insulated Chassis Plates
GX44614	150 x 110	–
GX44615	190 x 140	GW44625
GX44616	240 x 190	GW44626
GX44617	300 x 220	GW44627
GX44618	380 x 300	GW44628
GX44619	460 x 380	GW44629



Accessories



GW44621



Ø47mm

GW44620



GW52401

GW44621	Wall mounting brackets, for enclosures 38mm	190 x 140 and larger
GW44620	Watertight coupler 47mm I.D.	10/160
GW50428	Stepped glands (for 20mm hole)	100/1000
GW50429	Stepped glands (for 23mm hole)	100/1000
GW50430	Stepped glands (for 29mm hole)	100/1000
GW50431	Stepped glands (for 37mm hole)	50/500
GW50432	Stepped glands (for 48mm hole)	35/350
GW52401	HSS steel multi dia. milling cutter for plastic boxes	1/4
AS01092	Spare Nylon 10mm screw for enclosures 'a'	
AS01093	Spare Nylon 12mm screw for enclosures 'b'	
58110313	S/S Screws for GW44204/5/14/15	
58110305	S/S Screws for GW44206 and GW44216	



Stepped Gland



WATERTIGHT PANELS

46 Range - Triangular Key Locks - Chassis Plates to be ordered separately

Polyester
- RAL 7035
- IP65

Mild Steel
- RAL 7035
- IP55

304 Stainless Steel
- Polished
- IP55
- Max +60°C; Min -25°C

EN 62208 EN 50267-2-2

c/w mounting bracket for DIN Rail and one panel key



Polyester

Stainless Steel



Ext. Dim. (mm) H x W x D	Polyester	Polyester Window	Mild Steel	Mild Steel Window	304 Stainless Steel	Perforated Plate for MCCB	Blank plate for MCCB	Chassis Plates Steel	Inner Door
300 x 250 x 160	GW46001	GW46201	GW46031	–	–	–	–	GW46401	–
425 x 310 x 160	GW46002	GW46202	GW46032	GW46232	GW46052	GW46440	GW46540	GW46402	GW46414
500 x 405 x 200	GW46003	GW46203	GW46033	GW46233	–	GW46441	GW46541	GW46403	GW46415
650 x 405 x 200	GW46004	GW46204	GW46034	GW46234	GW46054	GW46441	GW46541	GW46404	GW46416
650 x 515 x 250	GW46005	GW46205	GW46035	GW46235	–	GW46442	GW46542	GW46405	GW46417
800 x 585 x 300	GW46006	GW46206	GW46036	GW46236	GW46056	GW46443	GW46543	GW46406	GW46418
1060 x 800 x 350	GW46007	GW46207	GW46037	GW46237	–	GW46444	GW46544	GW46407	GW46419

Typical Applications


Non modular
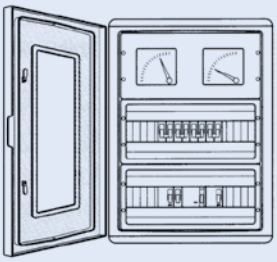
Mixed
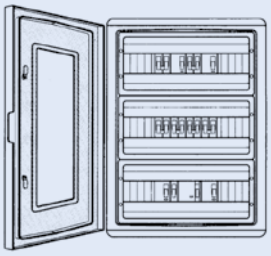
Modular (DIN)


GW46446

Steel brackets for surface fixing of 46 range Enclosures

GW46446	Set of 4 brackets	GW46524F	DIN rail mounting brackets
GW-KEY	Spare triangular key	GWD8261	DIN rail mounting brackets for MTX160
GW46445	Safety lock with handle and key	GWD8262	DIN rail mounting brackets for MTX250


GW-KEY

GW46445

Modular accessories


GW46420F

GW46425F

External Dimensions H x W x D	Max No. modules	Cover plate kit w/c din rail	Cover plate kit for MCCB	Single Blank Cover Kit	Double Blank Cover Kit	Single DIN Rail w/o bracket	Double DIN Rail w/o bracket	Upright mounting brackets
425 x 310 x 160	36 (3x12)	GW46420F		GW46425F	GW46475F	GW46430F	GW46530F	GW46435F
500 x 405 x 200	54 (3x18)	GW46421F	GW46570F	GW46426F	GW46476F	GW46431F	GW46531F	GW46436F
650 x 405 x 200	72 (4x18)	GW46421F	GW46570F	GW46426F	GW46476F	GW46431F	GW46531F	GW46437F
650 x 515 x 250	96 (4x24)	GW46422F	GW46571F	GW46427F	GW46477F	GW46432F	GW46532F	GW46437F
800 x 585 x 300	140 (5x28)	GW46423F	GW46572F	GW46428F	GW46478F	GW46433F	GW46533F	GW46438F
1060 x 800 x 350	180 (5x36)	GW46424F	GW46573F	GW46429F	GW46479F	GW46434F	GW46534F	GW46439F


GW464435F

44 CEP Range - Moulded Enclosure for electrical & electronic components IP55 110°C

EN 50267-2-2

Dimensions (mm) H x W x D	Code Grey door	Code Transparent door	Steel Chassis Plate	Carton Qty
254 x 200 x 135	GW44808	GW44818	GW44636	12
316 x 236 x 135	GW44809	GW44819	GW44637	8
396 x 316 x 160	GW44810	GW44820	GW44638	4
474 x 396 x 160	GW44811	GW44821	GW44639	2




40 CD RANGE - DISTRIBUTION BOARDS - SURFACE MOUNTING

Grey Surface Mounting Modular Enclosures with Transparent Door

(Terminal blocks to be ordered separately)

EN 50267-2-2

IP55 Code	Size H x W x D	Ctn Qty	Type	IP40 Code	Size H x W x D	Ctn Qty
GW40001	170 x 105 x 98	24	**4** Module - (1 x 4) No provision for terminal blocks	–	–	–
GW40003	180 x 180 x 98	24	**8** Module - (1 x 8) Accepts 1 terminal block Code **GW40401** (excl.)	GW40043	180 x 200 x 100	14
GW40004	250 x 250 x 135	8	**12** Module Includes T/B **GW40402**	GW40044	225 x 280 x 100	9
GW40005	250 x 250 x 135	8	**12** Module - (1 x 12) Accepts 1 terminal block Code **GW40402** (excl.)	GW40045	225 x 280 x 100	9
GW40006	375 x 250 x 135	6	**24**Module Includes T/B 2 x **GW40401**	GW40046	350 x 280 x 100	6
GW40007	375 x 250 x 135	6	**24** Module - (2 x 12) Accepts 2 terminal block Code **GW40401** (excl.)	GW40047	350 x 280 x 100	6
GW40008	400 x 376 x 135	4	**36** Module Includes T/B 2 x **GW40402**	GW40048	400 x 400 x 130	2
GW40009	400 x 376 x 135	4	**36** Module - (2 x 18) Accepts 2 terminal block Code **GW40402** (excl.)	GW40049	400 x 400 x 130	2
–	–	–	**54** Module - (3 x 18) Accepts 2 terminal block Code **GW40402** (excl.)	GW40051	550 x 400 x 130	2
–	–	–	**72** Module - (4 x 18) Accepts 4 terminal block Code **GW40402** (excl.)	GW40053	850 x 400 x 150	1

IP55



GW40001



GW40004
GW40005



GW40008
GW40009

IP40



GW40045



GW40047



GW40051





Available as an accessory

Grey Surface Mount Enclosures

c/w Terminal Block

Code IP30	Type	Size H x W x D	Crt Qty	Door Code	Transparent Cover
GW40501	**13** Module	225 x 250 x 93.5	8	GW40531	GW40536
GW40502	**26** Module (2 x 13)	350 x 250 x 93.5	4	GW40532	GW40537
GW40503	**39** Module (3 x 13)	475 x 250 x 93.5	4	GW40533	GW40538
GW40504	**52** Module (4 x 13)	600 x 250 x 93.5	2	GW40534	GW40539

Grey Surface Mounting Modular Enclosures IP40

No Door Code	Type	Size H x W x D	Ctn Qty
GW40022†	**2** Module - (1 x 2)	130 x 45 x 85	84
GW40023†	**4** Module - (1 x 4)	130 x 90 x 85	36
GW40024†	**6** Module - (1 x 6) No provision for terminal block	155 x 140 x 85	34
GW40026†	**8** Module - (1 x 8) Accepts 1 terminal block Code **GW40401**	180 x 180 x 95	24
GW40028† GW40027*	**12** Module - (1 x 12) Accepts 1 terminal block Code **GW40402**	215 x 250 x 95	12
GW40030† GW40029*	**24** Module - (2 x 12) Accepts 2 terminal block Code **GW40401**	340 x 250 x 95	12
GW40032† GW40031*	**36** Module - (3 x 12) Accepts 2 terminal block Code **GW40402**	465 x 250 x 95	9

† Terminal blocks to be ordered separately * Includes terminal block



GW40023
IP40



GW40028



GW40401



GW40402

Insulated Terminal Blocks for Surface and Flush Mounting Modular Enclosures

Code	Neutral Terminal Block (No. Poles x sect. mm²)	Earth Terminal Block (No. Poles x sect. mm²)	Carton Qty
GW40401	(1 x 25) + (7 x 10)	(1 x 25) + (7 x 10)	20/100
GW40402	(3 x 25) + (10 x 10)	(3 x 25) + (10 x 10)	20/100
GW40404	(5 x 25) + (14 x 10)	(5 x 25) + (14 x 10)	20/100





Code	Description	Carton Qty
GW40423	DIN Blanks, 17.5mm wide, 4½ Modules per strip	100
55010961	Spare Screws for **GW40001/3/4/5/6/7/8/9**	300

40 CDK RANGE - DISTRIBUTION BOARDS



Grey Surface mounting **IP65**
(Circuit breakers excluded)



White Flush mount **IP40**



GW40422

DB with Transparent Smoked Door Terminal blocks to be ordered separately (Pg 544)

CDKe - IP65 Grey Surface Mount	Size H x W x D	Ctn Qty	Type	CDKi - IP40 White Flush Mount	Size H x W x D	Ctn Qty
GW40101	210 x 143 x 100	19	**4** Module - (1 x 4) No provision for terminal blocks	-	-	-
-	-	-	**6** Module - (1 x 6) No provision for terminal blocks	**GW40603**	170 x 200 x 85	21
GW40102	210 x 215 x 100	12	**8** Module - (1 x 8) Accepts 1 terminal block code **GW40401**	**GW40604**	195 x 240 x 85	12
GW40103	260 x 298 x 140	6	**12** Module - (1 x 12) Accepts 1 terminal block code **GW40402**	**GW40605**	270 x 330 x 85	8
GW40106	285 x 410 x 140	3	**18** Module - (1 x 18) Accepts 1 terminal block code **GW40404**	**GW40608**	310 x 465 x 85	4
GW40104	420 x 298 x 140	3	**24** Module - (2 x 12) Accepts 1 terminal block code **GW40402**	**GW40606**	420 x 330 x 85	6
GW40107	463 x 410 x 140	2	**36** Module - (2 x 18) Accepts 2 terminal block code **GW40404**	**GW40609**	505 x 465 x 85	3
GW40108	655 x 410 x 140	1	**54** Module - (3 x18) Accepts 2 terminal block code **GW40404**	**GW40610**	680 x 654 x 95	2
GW40109	878 x 410 x 140	1	**72** Module - (4 x 18) Accepts 4 terminal block code **GW40404**	**GW40611**	855 x 465 x 95	1

Cylindrical Security/Safety Lock

GW40422 Die-cast metal (*Locks are supplied with 2 keys with standardised code, suitable for CDK Range*)

40 CDi RANGE - DISTRIBUTION BOARDS – FLUSH MOUNTING

Domestic Type D/B

White



Titanium

Toner Black



Slate

Terminal blocks & CBs to be ordered separately

Protected Flush Mounting Modular Enclosure - IP40 Transparent Smoked Door

Code	Size H x W x D	Type	Carton Qty
GW40237*	160 x 130 x 85	**4** Module - (1 x 4) No provision for terminal blocks	12
GW40225*	185 x 230 x 72.5	**8** Module - (1 x 8) Accepts 1 terminal block code **GW40401**	16
GW40229*	190 x 310 x 72.5	**12** Module - (1 x 12) Accepts 1 terminal block code **GW40402**	12
GW40233*	330 x 310 x 80	**24** Module - (1 x 24) Accepts 1 terminal block code **GW40401**	5
GW40239*	483 x 310 x 90	**36** Module - (1 x 36) Accepts 1 terminal block code **GW40402**	5

*Add colour to code: **TB** *(Milk White)*, **TN** *(Toner Black)*, **VT** *(Titanium)*, **VA** *(Slate Grey)*



Titanium

Slate

Door with automatic opening

IP40 DB Colour Co-ordinated with Chorus System Range Plates

Code	Size H x W x D	Type	Colour	Carton Qty
GW40981TB	255 x 320 x 80	**12** Module - (1 x 12)	White	2
GW40981VT	255 x 320 x 80	**12** Module - (1 x 12)	Metallic Titanium	2
GW40981VA	255 x 320 x 80	**12** Module - (1 x 12)	Metallic Slate	2
GW40991TB	360 x 320 x 80	**24** Module - (2 x 12)	White	2
GW40991VT	360 x 320 x 80	**24** Module - (2 x 12)	Metallic Titanium	2
GW40991VA	360 x 320 x 80	**24** Module - (2 x 12)	Metallic Slate	2

40 CDe RANGE - DISTRIBUTION BOARDS – FLUSH MOUNTING



Flush Mount DB with Steel Frame and Plastic Door - Colour White RAL 9016 IP40

Code	Size H x W x D	Tray Size HxWxD	Type
GW40151	338 x 335 x 75	303 x 300 x 85	Module - 12 (1 x 12) c/w Neutral and Earth Bar
GW40152	463 x 335 x 75	428 x 300 x 85	Module - 24 (2 x 12) c/w Neutral and Earth Bar
GW40153	585 x 335 x 75	553 x 300 x 85	Module - 36 (3 x 12) c/w Neutral and Earth Bar
GW40154	713 x 335 x 75	678 x 300 x 85	Module - 48 (4 x 12) c/w Neutral and Earth Bar

DISTRIBUTION BOARDS COMPLETE WITH CIRCUIT BREAKERS

Domestic Range



GX981



GX982

Flush plastic IP40 Distribution Board with transparent smoked door c/w earth and neutral bar.

Elite Range



Up market decorative IP40 Distribution Board with automatic opening c/w earth & neutral bar.

Industrial Range



White flush mounting IP30 Distribution Board with steel frame & plastic door c/w earth & neutral bar.

Description	Code	Colour	Code	Colour	Code
12 Module (1 x 12 Way)	GX981	White	GX985	White	GX991
	GX982	Toner Black	GX986	Metallic Titanium	-
	-	-	GX987	Metallic Slate	-
24 Module (2 x 12 Way)	GX983	White	GX988	White	GX992
	GX984	Toner Black	GX989	Metallic Titanium	-
	-	-	GX990	Metallic Slate	-

All the above complete with 1 x 63Amp earth leakage, 2 x 10 Amp, 3 x 20Amp, 1 x 32 Amp, 1 x 40 Amp Single Pole MCBs

CVX 160 DISTRIBUTION BOARDS

Curved tempered glass door





GW47251



GW47174



GW47193

CVX 160 I Range: 160A Flush Mount steel DB IP40 - Colour Grey RAL 7035

Complete with Galvanized Wall Tray and DIN Modules. • Earth Bar and Blanking Plates to be ordered separately

Glass Door Code	Solid Steel Door Code	DIN Modules	DB Ext. Size H x W x D x + Glass	Tray Size H x W x D
GW47082	GW47087	96 (4 x 24)	706 x 730 x 34 + 30mm	670 x 680 x 105
GW47083	GW47088	120 (5 x 24)	906 x 730 x 34 + 30mm	870 x 680 x 105
GW47084	GW47089	144 (6 x 24)	1106 x 730 x 34 + 30mm	1070 x 680 x 105

Accessories

GW47174	Solid front panel 150(H) x 600(W) mm c/w 2 hinges
GW47193	Earth bar kit 20 x 5 (24 holes x M6)
GW47251	DIN (35mm) Rail Kit
GW47176	200mm(H) panel with 4 x 72mm^2 cut outs and 1 x 9.5mm ø hole, c/w 2 hinges

For neutral bars see main AC/DC Catalogue

Curved glass door





GW47176



GW47171/72

(1) & (2) DIN Panels 150 & 200(H)mm to be ordered separately



GW47193



GW47174/5



Curved glass door

CVX 160 E Range: 160A Surface Wall Mount DB IP40 – Colour Grey RAL 7035

Equipped with 2 locks • c/w 4 mounting brackets & 2 gland plates (top & bottom)

Curved Tempered Glass Door DB Code	Solid Steel Door DB Code	(1) No Of Modules 150mm(H)	(2) No Of Modules 200mm(H)	DB Ext. Size H x W x D x + Glass
GW47011E	GW47021E	96 (4 x 24)	72 (3 x 24)	700 x 700 x 170 + 30mm
GW47012E	GW47022E	120 (5 x 24)	96 (4 x 24)	900 x 700 x 170 + 30mm
GW47013E	GW47023E	144 (6 x 24)	120 (5 x 24)	1100 x 700 x 170 + 30mm
GW47014E	GW47024E	192 (8 x 24)	144 (6 x 24)	1300 x 700 x 170 + 30mm
160A Surface Wall Mount Steel DB IP55 – colour Grey RAL 7035				
GW47031E	GW47041E	96 (4 x 24)	72 (3 x 24)	700 x 700 x 170 + 30mm
GW47032E	GW47042E	120 (5 x 24)	96 (4 x 24)	900 x 700 x 170 + 30mm
GW47033E	GW47043E	144 (6 x 24)	120 (5 x 24)	1100 x 700 x 170 + 30mm
GW47034E	GW47044E	192 (8 x 24)	144 (6 x 24)	1300 x 700 x 170 + 30mm
160A Surface Wall Mount Steel DB IP65 – colour Grey RAL 7035				
-	GW47062E	120 (5 x 24)	96 (4 x 24)	900 x 700 x 170 + 30mm
-	GW47063E	144 (6 x 24)	120 (5 x 24)	1100 x 700 x 170 + 30mm
-	GW47064E	192 (8 x 24)	144 (6 x 24)	1300 x 700 x 170 + 30mm

Accessories

(1)GW47171	150mm(H) 24 DIN Kit c/w hinges and adjustable DIN Rail
(2)GW47172	200mm(H) 24 DIN Kit c/w hinges and adjustable DIN Rail
GW47174	Solid front panel 150(H) x 600(W) mm c/w 2 hinges
GW47175	Solid front panel 200(H) x 600(W) mm c/w 2 hinges
GW47176	200mm(H) panel with 4 x 72mm^2 cut outs and 1 x 9.5mm ø hole, c/w 2 hinges
GW47193	Pre Drilled earth bar kit 20 x 5mm (24 holes x M6)

CVX 630 DISTRIBUTION BOARDS – SURFACE & FLOOR MOUNT

630 A Surface & Floor Mount DB Boards complete with Top, Bottom, Doors & Sides IP40
• Accessories to be ordered separately

No Of Modules 150mm	Surface Mount c/w Curved Glass Door Code	Surface Mount c/w Solid Steel Door Code	Floor Mount c/w Curved Glass Door Code	Floor Mount c/w Solid Steel Door Code
*190-240	GX95104	GX95124	GX95107	GX95127
*240-312	GX95105	GX95125	GX95109	GX95129
*288-340	GX95114	GX95134	GX95117	GX95137
*360-468	GX95115	GX95135	GX95119	GX95139

* Depending on which height 150 or 200 Module. **GX** Part No's assembled in South Africa







Available in IP55 on request

① 

GW45004/5/14/15

CVX 630 K Surface Mount DB Board IP40-43 CVX Range – Colour Grey RAL 7035
Complete with Functional Frames & Cable Gland Plates • 630A

Structures Code ①	Sides Code ②	Solid Door Code ③	Curved Glass Door Code ④	(1) No Of Modules 150mm(H)	(2) No Of Modules 200mm(H)	DB Functional Mono Size H x W x D
GW45004	GW45024	GW45124	GW45104	144 MOD (24 x 6)	120 MOD (24 x 5)	1000 x 600 x 230
GW45005	GW45025	GW45125	GW45105	192 MOD (24 x 8)	144 MOD (24 x 6)	1200 x 600 x 230
GW45014	GW45024	GW45134	GW45114	216 MOD (36 x 6)	180 MOD (36 x 5)	1000 x 850 x 230
GW45015	GW45025	GW45135	GW45115	288 MOD (36 x 8)	216 MOD (36 x 6)	1200 x 850 x 230

(1) & (2) DIN Modules 150 & 200 (H)mm to be ordered separately

① 

GW45104/05/14/15

CVX 630 K Floor Mount DB Board IP40-43 CVX Range – Colour Grey RAL 7035
Complete with Functional Frames, Cable Gland Plates and Controllable Base H=100mm Blue RAL 5003 • 630A

Structures Code ①	Sides Code ②	Solid Door Code ③	Curved Glass Door Code ④	(1) No Of Modules 150mm(H)	(2) No Of Modules 200mm(H)	DB Functional Size H x W x D
GW45007	GW45027	GW45127	GW45107	240 MOD (24 x 10)	192 MOD (24 x 8)	1600 x 600 x 230
GW45009	GW45029	GW45129	GW45109	312 MOD (24 x 13)	240 MOD (24 x 10)	2000 x 600 x 230
GW45017	GW45027	GW45137	GW45117	360 MOD (36 x 10)	288 MOD (36 x 8)	1600 x 850 x 230
GW45019	GW45029	GW45139	GW45119	468 MOD (36 x 13)	360 MOD (36 x 10)	2000 x 850 x 230

(1) & (2) DIN Modules 150 & 200 (H)mm to be ordered separately

ACCESSORIES FOR SURFACE & FLOOR MOUNT BOARDS

② 

GW45024/25

④ 

GW45107/09/17/19

Code	Description	Dimensions mm
GW45201	24 DIN Kit c/w Hinges and DIN Rail	150 (H) x 600 (L)
GW45206	36 DIN Kit c/w Hinges and DIN Rail	150 (H) x 850 (L)
GW45202	24 DIN Kit c/w Hinges and DIN Rail	200 (H) x 600 (L)
GW45207	36 DIN Kit c/w Hinges and DIN Rail	200 (H) x 850 (L)
GW45303	24 DIN Solid Front Panel c/w Fixing Hinges	150 (H) x 600 (L)
GW45323	36 DIN Solid Front Panel c/w Fixing Hinges	150 (H) x 850 (L)
GW45304	24 DIN Solid Front Panel c/w Fixing Hinges	200 (H) x 600 (L)
GW45324	36 DIN Solid Front Panel c/w Fixing Hinges	200 (H) x 850 (L)
GW45244	MCCB Kit, 3P-4P up to 160A, Vertical	200 (H) x 400 (L)
GW45245	MCCB Kit, 3P-4P up to 250A, Vertical	200 (H) x 400 (L)
GW45246	MCCB Kit, 3P-4P up to 320A, Vertical	200 (H) x 400 (L)
GW45247	MCCB Kit, 3P-4P up to 400A/630A, Vertical	200 (H) x 400 (L)
GW45374	Panel with 4 x 96mm² cut outs, 1 x 9,5mm ø hole c/w Hinges	200 (H) x 600 (L)
GW45379	Panel with 4 x 96mm² cut outs, 1 x 9,5mm ø hole c/w Hinges	200 (H) x 850 (L)
GW45531	IP43 Gasket for CVX630K	-
GW45534	Pre-drilled Earth Bar Kit 600 x 20 x 5 (24 Holes M6)	-
GW45535	Pre-drilled Earth Bar Kit 850 x 20 x 5 (36 Holes M6)	-



GW45201/2/6/7



GW45303/4/23/24



GW45344/5/6/7



GW45374/79



GW45534/35

NEW

ACCESSORIES FOR SURFACE & FLOOR MOUNT BOARDS



Internal Cable Compartment Kit For Modular Boards, Complete With Hinged Cover

Code	For Structures LxH	Ctn
GW45034	850 x 1000mm	1
GW45035	851 x 1200mm	1
GW45037	853 x 1600mm	1
GW45038	854 x 1800mm	1
GW45039	855 x 2000mm	1
Internal Door		
GW45352	400x1600mm	1
GW45353	400x1800mm	1
GW45354	400x2000mm	1



GW45406



Application

Back Mounting Plates for Non- Modular Devices, Complete with Fixing Supports

Code	For Structures LxH	Ctn
GW45406	400 x 300	1
GW45421	600 x 200	1
GW45422	600 x 400	1
GW45423	600 x 600	1
GW45431	850 x 200	1
GW45432	850 x 400	1
GW45433	850 x 600	1

Accessories Supplied: Fixing accessories
Characteristics: Galvanised sheet metal plate (20/10mm thick)



External Cable Compartment Kit For Modular Boards And Controllable Plinth H=100 Colour: Blue Ral 5003

Code	Functional LxH	Outer LxH	Ctn
GW45047	400 x 1600 x 230	400 x 1740 x 237	1
GW45048	400 x 1800 x 230	400 x 1940 x 237	1
GW45049	400 x 2000 x 230	400 x 2140 x 237	1
External Door - Painted Sheet Metal			
GW45147	400 x 1600 x 230	400 x 1740 x 237	1
GW45148	400 x 1800 x 230	400 x 1940 x 237	1
GW45149	400 x 2000 x 230	400 x 2140 x 237	1



Installation Kit for modular Devices (90 Range & MCCBs up to 250A)

Code	Structures LxH	Section LxH	Ctn
GW45291	400 x 150	2x(35x7.5)	1
GW45292	400 x 200	2x(35x7.5)	1
GW45293	400 x 300	2x(35x7.5)	1

Complete with Panels with Windows and double DIN Rail EN50022(DIN 35) in Aluminium.
Note: Front Panels can be hinged (see below)

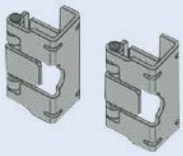

Pair of Metal Hinges for Front Panels

Code	Fixing Type	Opening Angle	Ctn
GW45532	With Screw	90°	1

Accessories Supplied: Panel closure cap
Characteristics: Additional earthing of the panel by contact
Applications: Option of hinging front panels



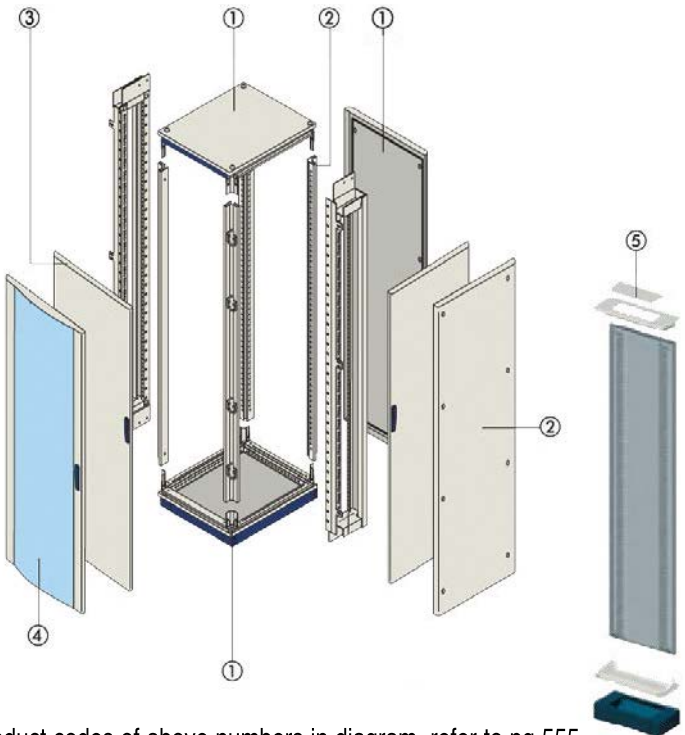

① Structure
② Sides
③ Solid Door
④ Curved Glass Door
⑤ External Cable Compartment

For product codes of above numbers in diagram, refer to pg 555

NEW

CVX630 DIN RAIL ACCESSORIES



Sheet Metal Rails For Modular Devices, Complete With Fixing Supports

Code	Section LxH mm	Profile	Material	No. Modules	Ctn
GW45401	2x(35x7.5)	Double EN 50022 DIN 35)	Aluminium	24	1
GW45402	2x(35x7.5)	Double EN 50022 DIN 35)	Aluminium	36	1

Accessories Supplied: Double EN 50022 (DIN 35) rail in aluminium; 2 screws for mounting the DIN rail; 2 support brackets in galvanised sheet metal.



Blanking Module Profile In Plastic Material - Grey Ral 7035

Code	No. Modules	Ctn
GW47291	24	10

Characteristics: Clip fixing on DIN perforated front panels



Pair of Supports for Wiring Trunking

Code	Installation	Suitable for	Ctn
GW45521	Horizontal / Vertical	Boards B=600 / 850mm	1



Kit For Side-By-Side Coupling Of Structures

Code	Section LxH mm	Ctn
GW45504	Structures H=1000mm	1
GW45505	Structures H=1200mm	1
GW45507	Structures H=1600mm	
GW45508	Structures H=1800mm	
GW45509	Structures H=2000mm	

Accessories Supplied: frontal upright, plates and gasket



Safety Lock For Wall Mounting Distribution Boards

Code	Characteristics	Ctn
GW47192	Yale Type	1/ 10

Note: The lock is supplied with identical keys



Rotary Safety Handle For Floor Mounting Distribution Boards

Code	Characteristics	Ctn
GW47494	Yale Type	1

Note: The lock is supplied with identical keys



Supports For Assembling Chorus Devices On DIN Rail

Code	Description	No. of DIN Modules	Ctn
GW16841	1 Gang	1,5	5/300
GW16842	2 Gang	3	5/150
GW16843	3 Gang	4,5	

For more modules, see page 591-593

20 SYSTEM RANGE WHITE

		DIN Mounting Bracket	Panel/Surface Mounting Bracket		Data Socket	Telephone Socket
						
Code	1Gang	GW26409	GW24008	GW20571	GW20271 - RJ45 cat.5e UTP	GW20251
	2Gang	GW26410	GW24010	1P 16A	GW20684 - RJ45 cat.6 UTP	RJ11
	4Gang	-	GW24022		GW20243 - RJ45 cat.5e FTP	

French Socket	Italian/German (standard)		British	SA	Euro/USA	Italian	
							
GW20207	GW20205	GW20246	GW20208	GW20209	GW20212	GW20201	GW20203
2 P + E 10/16A	2P + E 16A - 250V ~	2P + E 10/16A Dual Amp 250V ~	2P + E 13A - 250V ~	2P + E 16A - 250V ~	2P + E 10/15A - 125/250V ~	2P + E 10A - 250V	2P + E 10/16A - Dual Amp 250V ~

For more modules, see page 599

NEW

CABLE DUCT AND ACCESS CHAMBER SYSTEMS


Corrugated Conduit Ducts


Couplings

Corrugated Cable Ducts Double Surface

Diameter mm	40	50	63	75	90	110	125	160	200
Corr. Conduit Code	DX35000	DX35001	DX35002	DX35003	DX35004	DX35005	DX35006	DX35008	DX35009
Couplings Code	DX58200	DX58201	DX58202	DX58203	DX58204	DX58205	DX58206	DX58208	DX58209
Impact Resistance	15J	15J	20J	20J	20J	28J	28J	40J	40J
Length	50m	50m	50m	50m	50m	50m	25m	25m	25m

Thermoplastic Access Chambers











Type	Dimensions mm	Complete Access Chambers	Access Chambers without covers	Covers				Accessories			
				Closed		Gridded					
				Grey	Green	Grey	Green	Separator Plate	Sealing Gaskets	Kit of 4 screws	Central bolt for lifting kit
Square 	200x200x200	-	DX59402	DX59410	DX59430	DX59411	DX59431	DX59440	DX59451	DX59450	-
	300x300x300	-	DX59702	DX59710	DX59730	DX59711	DX59731	DX59740	DX59751	DX59450	-
	400x400x400	-	DX59802	DX59810	DX59830	DX59811	DX59831	DX59840	DX59851	DX59452	DX59453
	550x550x520	-	DX59902	DX59910	DX59930	DX59911	DX59931	DX59940	DX59951	DX59452	DX59453
Rectangular 	200x200x200	DX59460	-	DX59410	DX59430	DX59411	DX59431	-	DX59451	DX59450	-
	300x300x300	DX59760	-	DX59710	DX59730	DX59711	DX59731	-	DX59751	DX59450	-
Rectangular 	360x260x326	-	DX59502	DX59511	DX59230	DX59520	DX59231	Transversal DX59240 Longitudinal DX59241 Diagonal DX59242	DX59551	DX59650	-

Accessories sold separately

Accessories sold separately

Accessories sold separately

Application



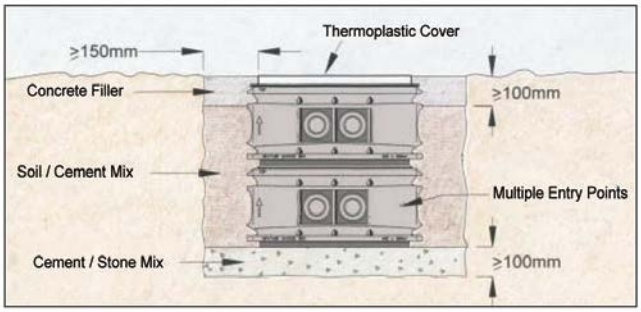





CONDUITS AND ACCESSORIES



Diflex Range Spiralled Sheath. Heavy duty. Temp. +5°C to 60°C - Packed in 30m coil

Sheath Ø mm	IP54 Black PVC Coupling	Sheath	IP54 Grey PVC Coupling	Sheath
8	DX54108	DX30108/30	DX54008	DX30008/30
10	DX54110	DX30110/30	DX54010	DX30010/30
12	DX54112	DX30112/30	DX54012	DX30012/30
16	DX54116	DX30116/30	DX54016	DX30016/30
20	DX54120	DX30120/30	DX54020	DX30020/30
25	DX54125	DX30125/30	DX54025	DX30025/30
28	DX54128	DX30128/30	DX54028	DX30028/30
32	DX54132	DX30132/30	DX54032	DX30032/30
40	DX54140	DX30140/30	DX54040	DX30040/30
50	DX54150	DX30150/30	DX54050	DX30050/30

PG Glands (Compression glands) c/w lock nut



GW52001 IP66



GW52071 IP68

Code	Cable Ø	Pack Qty	Code	Cable Ø	Pack Qty	PG Size	Mounting Hole Ø
GW52001	3-6mm	50	GW52071	3.5-6.5mm	50	7	12.5mm
GW52002	5-8mm	50	GW52072	4-8mm	50	9	16mm
GW52003	7-10.5mm	25	GW52073	5-10mm	50	11	19mm
GW52004	9-12.5mm	25	GW52074	6-12mm	25	13.5	20mm
GW52005	13-16mm	25	GW52075	10-14mm	25	16	23mm
GW52006	17-20mm	25	GW52076	13-18mm	25	21	29mm
GW52007	21-26mm	25	GW52077	18-25mm	25	29	37mm
GW52008	30-34mm	10	GW52078	22-32mm	10	36	48mm
GW52009	40-43mm	6	GW52079	30-38mm	6	42	54mm
GW52010	46-50mm	5	GW52080	34-44mm	5	48	60mm



Metal Extension Coupler

Code	Male Thread	Female Thread	Description	Pack Qty
GW76867	PG16	PG21	PG Reduction Bush	10/100
GW76868	PG21	PG29		5/50
GW76869	PG29	PG36		5/50
GW76870	M20	M25	Metric Reduction Bush	10/100
GW76871	M25	M32		10/100
GW76872	M32	M40		5/50
GW76873	M40	M50		5/50

Accessories

	Brass Cable Gland IP68	Brass Cable Gland c/w multiple gasket IP65	Polyamide Cable Gland c/w clamp IP54	Plastic Cable Gland	
			 CRS		
Cable Size	Code	Code	Code	Code IP66	Code IP68
7.5-15mm	GW76827	GW76843	CRS16	GW52005	GW52075
10-19mm	GW76828	GW76844	CRS21	GW52006	GW52076
24-33mm	GW76830	GW76846	CRS36	GW52008	GW52078

CONDUITS AND ACCESSORIES



Flexible Self-Extinguishing Conduit

*Low Halogen +5 - 90°C

Size	Code (White) PVC	Code (Black) PVC	Code (Grey) Polypropylene*	Length
Rolls				
16mm	DX16216/100	DX15016/100	DX20016/100	/100m
20mm	DX16220/100	DX15020/100	DX20020/100	/100m
25mm	DX16225/50	DX15025/50	DX20025/50	/50m
32mm	DX16232/25	DX15032/25	DX20032/25	/25m
40mm	DX16240/25	DX15040/25	DX20040/25	/25m
50mm	DX16250/25	DX15050/25	DX20050/25	/25m
63mm	DX16263/20	DX15063/20	DX20063/20	/20m

EXTENDED RANGE



Conduit with Draw Wire

Flexible Self-Extinguishing Conduit with Draw Wire

16mm	DX16316/100	DX15116/100	DX20116/100	/100m
20mm	DX16320/100	DX15120/100	DX20120/100	/100m
25mm	DX16325/50	DX15125/50	DX20125/50	/50m
32mm	DX16332/25	DX15132/25	DX20132/25	/25m
40mm	DX16340/25	DX15140/25	DX20140/25	/25m
50mm	DX16350/25	DX15150/25	DX20150/25	/25m
63mm	DX16363/25	DX15163/25	DX20163/25	/25m

EXTENDED RANGE

IP54



GW50415

IP44



GW50421

Note:
IP54 increased to IP66 when using rigid conduit

Couplings (Flexible conduit to enclosure)

IP54 Code	Conduit Ext.Ø mm	Mounting hole Ø mm
GW50415	16	20
GW50416	20	23
GW50417	25	29
GW50418	32	37
GW50419	40	48
GW50420	50	54

IP44 Code	Conduit Ext.Ø mm	Mounting hole Ø mm
GW50421	16	23
GW50422	20	23
GW50424	25	29
GW50425	32	37
GW50426	40	37
GW50427	50	48

Flexible to Rigid Conduit - IP65

Code	Conduit Ext. Ø mm
DX43420	20
DX43425	25
DX43432	32
DX43440	40

Flexible conduit shown fitted



Connector for Flex Tubing - IP65

Code	PG Size (Thread)	Conduit
DX54417	PG-16	16mm
DX54420	PG-21	20mm
DX54425	PG-29	25mm
DX54432	PG-36	32mm

NEW





50 Speedy - Flex Range - RAL 7035 Grey watertight flexible couplings

IP66 Code	For rigid conduits with external Ø mm	External Ø mm	Internal Ø mm	Coupling length mm	IP44 Code
GW50202	20	31.5	17	160	GW50208
GW50203	25	41	21.5	205	GW50209



GW50602
GW50603



GW50606
GW50607



GW50609



Example

Saddle Clamps (Shock-resistant polymer)

Code	Size mm	Type
GW50602	20	clamp
GW50603	25	clamp
GW50606	20	collar
GW50607	25	collar
GW50609	200mm long	rail



Flexible Joint (for Flexible Conduit)

Code	Size
GFLEX16	16mm
GFLEX20	20mm
GFLEX25	25mm

MULTIPOLE CONNECTORS IP65

Bases


*1 Lever for 6 Pole + E


with 2 levers


with levers

Hoods


High Profile hood


without levers


without levers


with levers

No. of Poles	Gland Size	Flush Rear Entry	Surface 1 x Gland Entry	Side Entry	Side Entry	Top Entry	Top Entry
*6 Pole + E	PG 16	*GW76401	*GW76301	–	GW76502	GW76504	GW76531
10 Pole + E	PG 16	GW76412	GW76322	–	GW76519	GW76520	GW76536
10 Pole + E	PG 21	GW76412	–	GW76471	–	GW76421	–
16 Pole + E	PG 21	GW76413	GW76324	GW76473	GW76521	GW76522	GW76537
24 Pole + E	PG 21	GW76414	GW76326	GW76475	GW76523	GW76524	GW76538
32 Pole + E	PG 36	GW76415	GW76328	–	GW76526	GW76529	GW76540
48 Pole + E	PG 36	GW76411	GW76321	–	GW76514	GW76517	–

*6 Pole + E only with 1 lever, all other with 2 levers

Dimensions H x W x L

6 Pole + E	PG 16	29.5 x 44 x 82	53 x 57 x 83.5	–	47 x 43.5 x 60	53 x 43.5 x 60	59 x 43.5 x 60
10 Pole + E	PG 16	29.5 x 53.5 x 95.5	57 x 57 x 97	–	52 x 43.5 x 73.5	58 x 43.5 x 73.5	64 x 43.5 x 73.5
10 Pole + E	PG 21	29.5 x 53.5 x 95.5	–	80 x 43.5 x 73.5	–	97 x 43.5 x 73.5	–
16 Pole + E	PG 21	29.5 x 53.5 x 115.5	63 x 57 x 117	80 x 43.5 x 94	63 x 43.5 x 93.5	58 x 43.5 x 93.5	64 x 43.5 x 93.5
24 Pole + E	PG 21	29.5 x 53.5 x 142.5	63 x 57 x 143.5	80 x 43.5 x 120.5	63 x 43.5 x 129.5	68 x 43.5 x 120.5	74 x 43.5 x 120.5
32 Pole + E	PG 36	29.5 x 105 x 124.5	87.5 x 84.5 x 125	–	94 x 83 x 94	113 x 83 x 94	119 x 83 x 94


Male


Female

Connectors 16A 500V

No. of Poles	Male	Female	Terminal No.
6 Pole + E	GW76103	GW76003	1-6
10 Pole + E	GW76104	GW76004	1-10
16 Pole + E	GW76105	GW76005	1-16
24 Pole + E	GW76107	GW76007	1-24
32 Pole + E	GW76105 GW76106	GW76005 GW76006	1-16 17-32
48 Pole + E	GW76107 GW76108	GW76007 GW76008	1-24 25-48


For bases


For hoods

Optional Covers

No. of Poles	For Base	For Hood
6 Pole + E	GW76813	GW76818
10 Pole + E	GW76805	GW76809
16 Pole + E	GW76806	GW76810
24 Pole + E	GW76807	GW76811
32 Pole + E	GW76808	GW76812

Bases for 3 or 4 pole


90° Angle

Straight




Dimensions HxWxFixing Hole Centres

Plastic	Metal	Plastic	Metal
Straight - GW76201	Straight - GW76202	24.5 x 35 x 30	24.5 x 35 x 30
90° Angle - GW76203	90° Angle - GW76204	41.5 x 42 x 30	41.5 x 42 x 30

Connectors 10A 250V





No. of Poles	Female	Male
3 Pole + E	GW76001	GW76101
4 Pole + E	GW76002	GW76102

Hoods for 3 or 4 pole


90° Angle


with 2 pins

Straight


with levers

Protection Caps with retaining cable





Gland Size	Plastic	Metal	Plastic	Metal	Plastic	Metal
M20	Straight - GW76227	Straight - GW76228	Straight - GW76231	Straight - GW76232	For Female Connector - GW76801	For Female Connector - GW76802
M20	90° Angle -GW76229	90° Angle - GW76230	–	–	For Male Connector - GW76803	For Male Connector - GW76804

Dimensions H x W x L

M20	35 x 26.5 x 54	35 x 26.5 x 54	35 x 26.5 x 50	35 x 26.5 x 50	35 x 26.5 x 17.5	35 x 26.5 x 17.5

EXTENDED RANGE

ISOLATORS

Panel Mount



DIN DB Mount





GW70009

Panel Mounting (Open Type) With IP65 padlockable red/yellow handle, door interlocking with shaft

Code	Pole	AC21 400V	AC23 400V	Terminal Capacity	Panel Depth	Qty/ Box
GW70001	2	16A	5.5kW	6mm²	87 - 145mm	10
GW70002	3	16A	5.5kW	6mm²	87 - 145mm	10
GW70003	4	16A	5.5kW	6mm²	87 - 145mm	10
GW70004	2	32A	11kW	16mm²	87 - 145mm	10
GW70005	3	32A	11kW	16mm²	87 - 145mm	10
GW70006	4	32A	11kW	16mm²	87 - 145mm	10
GW70007	3	63A	22kW	25mm²	114 - 177mm	5
GW70008	4	63A	22kW	25mm²	114 - 177mm	5
Rotary Control Switches for Din Rail with Black Handle						
GW70201	2	16A	3kW	4mm²	DIN DB	30
GW70202	3	16A	3kW	4mm²	DIN DB	30
GW70203	4	16A	3kW	4mm²	DIN DB	30
GW70204	2	32A	11kW	10mm²	DIN DB	24
GW70205	3	32A	11kW	10mm²	DIN DB	24
GW70206	4	32A	11kW	10mm²	DIN DB	24
GW70207	3	63A	22kW		DIN DB	12
GW70208	4	63A	22kW		DIN DB	12

Accessories

Code	Amps	Description	Qty/Box
GW70009	16 / 32 / 63A	Galvanised Steel adj. extension Brackets 117- 305mm	10
GW70409	16 / 32A	Spare Red/Yellow Handle	20
GW70410	63 / 80 / 100A	Spare Red/Yellow Handle	18



GW70431 - GW70438

Plastic Enclosed (Surface Mounting) IP65 With padlockable red/yellow handle

Code	Pole	AC21 400V	AC23 400V	Terminal Capacity	Dimensions H x W x D	Qty/ Box
GW70431	2	16A	2.2kW	6mm²	114 x 114 x 72	16
GW70432	3	16A	7kW	6mm²	114 x 114 x 72	16
GW70433	4	16A	7kW	6mm²	114 x 114 x 72	16
GW70434	2	32A	7.5kW	16mm²	114 x 114 x 72	16
GW70435	3	32A	14kW	16mm²	114 x 114 x 72	16
GW70436	4	32A	14kW	16mm²	114 x 114 x 72	16
GW70437	3	63A	7kW	25mm²	170 x 170 x 96	6
GW70438	4	63A	7kW	25mm²	170 x 170 x 96	6



Die-cast Aluminium Housing

Metal Enclosed (surface mounting) IP56 with padlockable red/yellow handle

Code	Pole	AC21 400V	AC23 400V	Terminal Capacity	Dimensions H x W x D
GW70561	2	16A	4.1kW	10mm²	141 x 166 x 97
GW70562	3	16A	7kW	10mm²	141 x 166 x 97
GW70563	4	16A	7kW	10mm²	141 x 166 x 97
GW70564	2	32A	8.3kW	10mm²	141 x 166 x 97
GW70565	3	32A	14kW	10mm²	141 x 166 x 97
GW70566	4	32A	14kW	10mm²	141 x 166 x 97
GW70570	3	63A	35kW(@500V)	25mm²	215 x 252 x 127
GW70571	4	63A	35kW(@500V)	25mm²	215 x 252 x 127
GW70572	3	80A	36kW	35mm²	215 x 252 x 127
GW70573	4	80A	36kW	35mm²	215 x 252 x 127
GW70574	3	100A	42kW	35mm²	215 x 252 x 127
GW70575	4	100A	42kW	35mm²	215 x 252 x 127
GW70576	3	125A	28kW	50mm²	308 x 258 x 172
GW70577	4	125A	28kW	50mm²	308 x 258 x 172
GW70578	3	160A	90kW(@500V)	70mm²	308 x 258 x 172
GW70579	4	160A	90kW(@500V)	70mm²	308 x 258 x 172

INDUSTRIAL PLUGS, SOCKETS & SOCKET OUTLETS

IEC 309 low voltage 16A to 125A industrial plugs and sockets

Key Operated plug/socket outlet attachment



GW68505















Note: To realise an IP68/69 rating, the two IP69 products must be used together.

RATED CURRENT (A)	POLES	RATED VOLTAGE (V)	REFE-RENCE h	PLUGS IP44	PLUGS IP66/67 IP68/69	90° ANGLED PLUGS IP44	90° ANGLED PLUGS IP67	90° ANGLED SURFACE MOUNTING APPLIANCE INLETS IP44	90° ANGLED SURFACE MOUNTING APPLIANCE INLETS IP67	CONNECTORS IP44
16	2P + ⏚	110 100 - 130	4	GW60001H	GW60023H	GW60082	GW60105	GW60401	GW60423	GW62001H
	3P + ⏚		4	GW60002H	GW60024H	*GW60083	*GW60106	*GW60402	*GW60424	GW62002H
	3P + N + ⏚		4	*GW60003H	GW60025H	*GW60084	*GW60107	*GW60403	*GW60425	*GW62003H
	2P + ⏚	200 - 250	6	GW60004H	GW60026H	GW60085	GW60108	GW60404	GW60426	GW62004H
	3P + ⏚		9	*GW60005H	*GW60027H	*GW60086	*GW60109	GW60405		*GW62005H
	3P + N + ⏚		9	*GW60006H	*GW60028H	GW60087	*GW60110		GW60428	*GW62006H
	3P + ⏚	400 380 - 415	6	GW60008H	GW60030H	GW60089	GW60112	GW60408	GW60430	GW62008H
	3P + N + ⏚		6	GW60009H	GW60031H	GW60090	GW60113	GW60409	GW60431	GW62009H
	3P + ⏚	500 480 - 525	7	GW60010H	GW60032H	GW60091	GW60114	GW60410	GW60432	GW62010H
	3P + N + ⏚		7	GW60011H	GW60033H	GW60092	GW60115	GW60411	GW60433	GW62011H
32	2P + ⏚	110 100 - 130	4	GW60012H	GW60034H	GW60093	GW60116	GW60412	GW60434	GW62012H
	3P + ⏚		4	GW60013H	GW60035H	*GW60094	*GW60117			GW62013H
	2P + ⏚	200 - 250	6	GW60015H	GW60037H	GW60096	GW60119	GW60415	GW60437	GW62015H
	3P + N + ⏚		9	GW60017H	*GW60039H	*GW60098	*GW60121	*GW60417	*GW60439	*GW62017H
	3P + ⏚	400 380 - 415	6	GW60019H	GW60041H	GW60101	GW60123	GW60419	GW60441	GW62019H
	3P + N + ⏚		6	GW60020H	GW60042H	GW60102	GW60124	GW60420	GW60442	GW62020H
	3P + ⏚	500 480 - 525	7	GW60021H	GW60043H	GW60103	GW60125	GW60421	GW60443	GW62021H
	3P + N + ⏚		7	GW60022H	GW60044H	GW60104	GW60126	GW60422	GW60444	GW62022H
	3P + ⏚	380 - 440	3	*GW60729H	GW60145H		GW60146		GW60482	*GW62729H
63	2P + ⏚	110 100 - 130	9		GW61045				GW61445	
	3P + ⏚		9		GW61046				GW61446	
	2P + ⏚	200 - 250	6		GW61048				GW61448	
	3P + ⏚		9		GW61049				GW61449	
	3P + N + ⏚		9		GW61050				GW61450	
	3P + ⏚	400 380 - 415	6		GW61052				GW61452	
	3P + N + ⏚		6		GW61053				GW61453	
	3P + ⏚	500 480 - 525	7		GW61054				GW61454	
	3P + N + ⏚		7		GW61055				GW61455	
125	3P + ⏚	400 380 - 415	6		GW60060				GW60460	
	3P + N + ⏚		6		GW60061				GW60461	
	3P + ⏚	500 480 - 525	7		GW60062				GW60462	
	3P + N + ⏚		7		GW60063				GW60463	

IEC 309 extra low voltage industrial plugs and sockets

*Available on Request Only

16	2P	24 (20-25)	w.r.	GW60064		GW60127		GW60464		GW62064
	3P		w.r.	GW60065		GW60128		GW60465		GW62065
	3P	42(40-50)	12	GW60067						
32	2P	24 (20-25)	w.r.	GW60073		GW60136		GW60473		GW62073
	3P		w.r.	GW60074		GW60137		GW60474		GW62074

INDUSTRIAL PLUGS, SOCKETS & SOCKET OUTLETS
















CONNECTORS	10˚ ANGLED FLUSH MOUNTING SOCKET-OUTLETS	10˚ ANGLED FLUSH MOUNTING SOCKET-OUTLETS	90˚ ANGLED CONNECTOR	90˚ ANGLED CONNECTOR	10˚ ANGLED SURFACE MOUNTING SOCKET-OUTLETS	10˚ ANGLED SURFACE MOUNTING SOCKET-OUTLETS	90˚ ANGLED SURFACE MOUNTING SOCKET-OUTLETS	90˚ ANGLED SURFACE MOUNTING SOCKET-OUTLETS	SURFACE MOUNTING APPLIANCE INLETS	SURFACE MOUNTING APPLIANCE INLETS
IP66/67 IP68/69	IP44	IP67	IP44	IP67	IP44	IP67	IP44	IP67	IP44	IP67
GW62023H	GW62201H	GW62224H	GW62082	GW62105	GW62401	GW62423	GW62474	GW62496	GW60201	GW60223
GW62024H	GW62202H	GW62225H	*GW62083	*GW62106	*GW62402	*GW62424	GW62475	GW62497	*GW60202	*GW60224
*GW62025H	*GW62203H	*GW62226H	*GW62084	*GW62107	*GW62403	*GW62425	*GW62476	*GW62498	*GW60203	*GW60225
GW62026H	*GW62205H	GW62227H	GW62085	GW62108	GW62404	GW62426	GW62477	GW62499	GW60204	GW60226
*GW62027H	GW62206H	*GW62228H			GW62405					
GW62028H	*GW62207H	*GW62229H			GW62406					
GW62030H	GW62209H	GW62231H	GW62089	GW62112	GW62408	GW62430	GW62481	GW62504	GW60208	GW60230
GW62031H	GW62210H	GW62232H	GW62090	GW62113	GW62409	GW62431	GW62482	GW62505	GW60209	GW60231
GW62032H	GW62211H	GW62233H	GW62091	GW62114	GW62410	GW62432	GW62483	GW62506	GW60210	GW60232
GW62033H	GW62212H	GW62234H	GW62092	GW62115	GW62411	GW62433	GW62484	GW62507	GW60211	GW60233
GW62034H	GW62213H	GW62235H	GW62093	GW62116	GW62412	GW62434	GW62485	GW62508	GW60212	GW60234
GW62035H	GW62214H	GW62236H					GW62486	GW62509		
GW62037H	GW62216H	GW62238H	GW62096	GW62119	GW62415	GW62437	GW62488	GW62511	GW60215	GW60237
GW62038H	*GW62218H	*GW62240H	*GW62098	*GW62121	*GW62417	*GW62439	*GW62490	*GW62513	*GW60217	*GW60239
GW62041H	GW62220H	GW62242H	GW62101	GW62123	GW62419	GW62441	GW62492	GW62515	GW60219	GW60241
GW62042H	GW62221H	GW62243H	GW62102	GW62124	GW62420	GW62442	GW62493	GW62516	GW60220	GW60242
GW62043H	GW62222H	GW62244H	GW62103	GW62125	GW62421	GW62443	GW62494	GW62517	GW60221	GW60243
GW62044H	GW62223H	GW62245H	GW62104	GW62126	GW62422	GW62444	GW62495	GW62518	GW60222	GW60244
GW62128H	*GW62829H	GW62283H		GW62127		GW62556		GW62557		
GW63045		GW63246				GW63445		GW63519		
GW63046		GW63247				GW63446		GW62520		
GW63048		GW63249				GW63448		GW63522		
GW63049		GW63250				GW63449		GW63523		
GW63050		GW63251				GW63450		GW63524		
GW63052		GW63253				GW63452		GW63526		
GW63053		GW63254				GW63453		GW63527		
GW63054		GW63255				GW63454		GW63528		
GW63055		GW63256				GW63455		GW63529		
GW62060		GW62261						GW62534		
GW62061		GW62262						GW62535		
GW62062		GW62263						GW62536		
GW62063		GW62264						GW62537		

*For small flange **GW62204** (62 x 62mm) *Available on Request Only

		GW62265				GW62456		GW62538			
		GW62266				GW62457		GW62539			
		GW62268									
		GW62274				GW62465		GW62547			
		GW62275				GW62466		GW62548			

COMPACT BOTTOM ENTRY INTERLOCKED SOCKET OUTLETS

FAST WIRING INDUSTRIAL PLUGS & SOCKETS

66/67 IB Range interlocked socket-outlets to IEC 309 standards

















NOTE:
*Available on request only.

FH stands for "Fast Wiring- High Performance" attained through the unique spring loaded wiring mechanism.

RATED CURRENT (A)	POLES	RATED VOLTAGE (V)	REFE-RENCE h	COMPACT SOCKET-OUTLETS WITH ROTARY SWITCH, WITH BOTTOM IP44	COMPACT SOCKET-OUTLETS WITH ROTARY SWITCH, WITH BOTTOM IP44	COMPACT SOCKET-OUTLETS WITH ROTARY SWITCH, WITHOUT BOTTOM IP55	COMPACT SOCKET-OUTLETS WITH ROTARY SWITCH, WITH BOTTOM IP55	PLUGS IP44	PLUGS IP66/67 IP68/69	SOCKETS IP44	SOCKETS IP66/67 IP68/69
16	2P + ⏚	110 100 - 130	4	GW66423	GW66401	GW66467	GW66445	GW60001FH	GW60023FH	GW62001FH	GW62023FH
	3P + ⏚		4	GW66424	GW66402	GW66468	GW66446	GW60002FH	GW60024FH	GW62002FH	GW62024FH
	3P + N + ⏚		4	*GW66425	*GW66403	*GW66469	*GW66447	*GW60003FH	*GW60025FH	*GW62003FH	*GW62025FH
	2P + ⏚	230 200 - 250	6	GW66426	GW66404	GW66470	GW66448	GW60004FH	GW60026FH	GW62004FH	GW62026FH
	3P + ⏚		9	*GW66427	*GW66405	*GW66471	*GW66449	*GW60005FH	*GW60027FH	*GW62005FH	*GW62027FH
	3P + N + ⏚		9	*GW66428	*GW66406	*GW66472	*GW66450	*GW60006FH	*GW60028FH	*GW62006FH	*GW62028FH
	2P + ⏚	400 380 - 415	9	*GW66429	*GW66407	*GW66473	*GW66451	*GW60007FH	*GW60029FH	*GW62007FH	*GW62029FH
	3P + ⏚		6	GW66430	GW66408	GW66474	GW66452	GW60008FH	GW60030FH	*GW62008FH	GW62030FH
	3P + N + ⏚		6	GW66431	GW66409	GW66475	GW66453	GW60009FH	GW60031FH	GW62009FH	GW62031FH
32	2P + ⏚	110 100 - 130	4	GW66434	GW66412	GW66478	GW66456	*GW60012FH	*GW60034FH	*GW62012FH	*GW62034FH
	3P + ⏚		4	GW66435	GW66413	GW66479	GW66457	*GW60013FH	*GW60035FH	*GW62013FH	*GW62035FH
	3P + N + ⏚		4	*GW66436	*GW66414	*GW66480	*GW66458	*GW60014FH	*GW60036FH	*GW62014FH	*GW62036FH
	2P + ⏚	230 200 - 250	6	GW66437	GW66415	GW66481	GW66459	*GW60015FH	*GW60037FH	*GW62015FH	*GW62037FH
	3P + ⏚		9	*GW66438	*GW66416	*GW66482	*GW66460	*GW60016FH	*GW60038FH	*GW62016FH	*GW62038FH
	3P + N + ⏚		9	*GW66439	*GW66417	*GW66483	*GW66461	*GW60017FH	*GW60039FH	*GW62017FH	*GW62039FH
	2P + ⏚	400 380 - 415	9	*GW66440	*GW66418	*GW66484	*GW66462	*GW60018FH	*GW60040FH	*GW62018FH	*GW62040FH
	3P + ⏚		6	GW66441	GW66419	GW66485	GW66463	*GW60019FH	*GW60041FH	*GW62019FH	*GW62041FH
	3P + N + ⏚		6	GW66442	GW66420	GW66486	GW66464	*GW60020FH	*GW60042FH	*GW62020FH	*GW62042FH



GW66493



GW40422

Complimentary Items for IB Compact Range Interlocked Socket-outlets
Empty Vertical Watertight Boards. IP55

Code	No. of Compact Interlocked Socket Outlets	No. of DIN Modules	Dispersable power (CEI 23-49) (W)
GW66491	1 (16/32A)	4	10W
GW66492	2 (16/32A)	8	13W
GW66493	3 (16/32A)	12	24W

GW40422	Cylindrical security/safety lock. Die-cast metal (2 keys supplied)



Application



GW66496



GW66498

Code	Description
GW66496	IP55 Back box only, for compact 16/32A.
GW66498	Flush-mounting box with frame 16/32A. IP55

Application Notes:
Can be mounted on flush-mounting rectangular box for modular ranges.



Application

INDUSTRIAL PLUGS, SOCKETS & SOCKET OUTLETS

IEC 309 16A to 125A

Padlockable in OFF position

NOTE 1:
New range of **IP67** vertically interlocked socket outlets now available with built-in miniature circuit breaker, 6kA, C-Curve.




NOTE 1





RATED CURRENT (A)	POLES	RATED VOLTAGE (V)	REFE-RENCE h	HORIZONTAL INTERLOCKED SURFACE MOUNTING SOCKET-OUTLETS IP44	VERTICAL INTERLOCKED SURFACE MOUNTING SOCKET-OUTLETS IP67	VERTICAL INTERLOCKED SURFACE MOUNTING SOCKET-OUTLETS WITH BUILT IN MCB IP67	VERTICAL INTERLOCKED SOCKET-OUTLETS WITH NO BASE (LID ONLY) IP67	VERTICAL INTERLOCKED SURFACE MOUNTING SOCKET-OUTLETS FOR DIN CB/RCD IP66	VERTICAL INTERLOCKED SURFACE MOUNTING SOCKET OUTLETS IP66
16	3P + ⏚	110 100 - 130	4	GW66002	GW66202N	GW66052N	GW66302N	GW66975	GW66502
	2P + ⏚	230 200 - 250	6	GW66004	GW66204N	GW66054N	GW66304N	GW66977	GW66504
	3P + ⏚		6	GW66005	GW66205N	–	–	–	–
	3P + ⏚	400 380 - 415	6	GW66008	GW66208N	GW66058N	GW66308N	GW66981	GW66508
	3P + N + ⏚		6	GW66009	GW66209N	GW66059N	–	GW66982	GW66509
	3P + ⏚	500 480 - 525	7	GW66010	GW66210N	–	GW66310N	GW66983	GW66510
	3P + N + ⏚		7	GW66011	GW66211N	–	GW66311N	GW66984	GW66511
32	3P + ⏚	110 100 - 130	4	GW66013	GW66213N	GW66063N	GW66313N	GW66985	GW66513
	2P + ⏚	230 200 - 250	6	GW66015	GW66215N	GW66065N	GW66315N	GW66988	GW66515
	3P + ⏚	400 380 - 415	6	GW66019	GW66219N	GW66069N	GW66319N	GW66992	GW66519
	3P + N + ⏚		6	GW66020	GW66220N	GW66070N	GW66320N	GW66993	GW66520
	3P + ⏚	500 480 - 525	7	GW66021	GW66221N	–	GW66321N	GW66994	GW66521
	3P + N + ⏚		7	GW66022	GW66222N	–	GW66322N	GW66995	GW66522
	3P + ⏚	380 - 440	3	–	GW66257N	–	GW66357N	GW66996	GW66523
63	3P + ⏚	400 380 - 415	6	–	GW67263N	–	GW67363N	GW66873	GW66531
	3P + N + ⏚		6	–	GW67264N	–	GW67364N	GW66874	GW66532
	3P + ⏚	500 480 - 525	7	–	GW67265N	–	GW67365N	GW66875	GW66533
	3P + N + ⏚		7	–	GW67266N	–	GW67366N	GW66876	GW66534

ELECTRICALLY INTERLOCKED WITH CIRCUIT BREAKER				POLYESTER GREY IP54	MILD STEEL ORANGE IP67	304 SS ORANGE IP67
125	3P + ⏚	400 380 - 415	6	GX66585	GX66585/MS	GX66585/304
	3P + N + ⏚		6	GX66586	GX66586/MS	GX66586/304
	3P + ⏚	500 480 - 525	7	GX66587	GX66587/MS	GX66587/304



INDUSTRIAL SOCKETS



GW26223



GW26420

Industrial surface mounting IP44

Code	Amps	Poles	Voltage
GW26222	16A	2P + E	230V
GW26223	16A	3P + E	400V

2 x 4 Flush mount IP44

GW26420	16A	2P + E	230V
GW26421	16A	3P + E	400V

APPLIANCE INLET ACCESSORIES



Watertight caps for appliance inlets IP67

Code	Amps	Poles
GW60263	16A	2P + E
GW60264	16A	3P + E
GW60265	16A	3P + N + E
GW60266	32A	2P+E & 3P+E
GW60267	32A	3P + N + E

MULTIPLE-OUTLET SOCKETS & ADAPTORS



Watertight triple-outlet sockets with plug



Watertight triple-outlet socket adaptor with plug



Watertight 2 x 16A socket outlet with plug



Watertight triple-outlet sockets with 2M of flexible cable and plug



Conversion Adaptors: IEC 309 plug to fitting for 20 system socket outlets



Fitted conversion adaptor shunts with IEC 309 plug to provide for 20 system socket outlet plus IEC 309 socket outlet

RATED CURRENT (A)	INPUT PLUG	IP67	IP67	IP67	IP67	IP40	IP40
16	2P + ⏚	GW64024	–	GW64010	GW64052	GW64206	GW64223
	3P + ⏚	GW64027	–	GW64013	GW64055	–	–
	3P + N + ⏚	GW64028	GW64060	GW64014	GW64056	GW64207	GW64228
32	3P + ⏚	GW64068	–	–	–	–	–
	3P + N + ⏚	–	GW64061	–	–	–	–
Output Sockets configuration			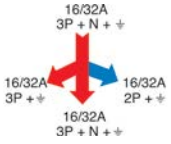	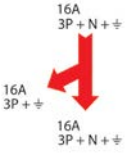	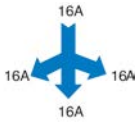	 GW20209 2P + E 15A - 250V ~	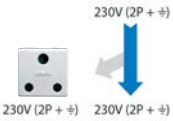

INTERNATIONAL PLUGS & SOCKETS



GW28005



GW28205

Italian Standard

			Box/Ctn Qty
GW28205	2P + E	16A socket	25/200
GW28005	2P + E	16A plug	25/300



GW28011

German/French Standard

			Box/Ctn Qty
GW28011	2P + E	16A plug	25/300



GW28410

Italian/German Adaptor

			Box/Ctn Qty
GW28410	2P + E	10A plug to 16A socket	15/150

68Q-DIN DISTRIBUTION BOARDS IP65

DIN 5 Distribution Boards



Code	GW68017N	GW68018N	GW68001N
Configuration	1 x 16A flange	2 x 16A flanges	3 x 16A flanges
Size LxHxD mm	105 x 258 x 96	105 x 337 x 96	105 x 430 x 96
Lids Supplied	None	None	1 x **GW68292**

DIN 10 Distribution Boards



Code	GW68002N	GW68003N	GW68019N	GW68025N
Configuration	Plain lid	4 x 16A flanges	2 x 16/32A flanges	2 x 16/32A IB vert. sockets
Size LxHxD mm	220 x 435 x 96	220 x 435 x 96	220 x 435 x 96	220 x 435 x 96
Lids Supplied	None	1 x **GW68292** & 1 x **GW68293**	1 x **GW66701**	1 x **GW66703N**

DIN 14 Distribution Boards



Code	GW68005N	GW68004N	GW68006N	GW68007N	GW68008N	GW68009N
Configuration	3 x 16/32A flanges	Plain lid	2 x 16/32A flanges	Plain lid	6 x 16/32A flanges	4 x 16/32A flanges
Size LxHxD mm	320 x 360 x 120	320 x 360 x 120	320 x 360 x 120	320 x 510 x 120	320 x 510 x 120	320 x 510 x 120
Lids Supplied	1 x **GW68293**	None	2 x **GW66701**	None	2 x **GW68293**	2 x **GW66701**

DIN 14 Distribution Boards



Code	GW68010N
Configuration	3 x 16/32A flanges
Size LxHxD mm	320 x 510 x 120
Lids Supplied	1 x **GW66703N**

DIN 20 Distribution Boards



Code	GW68012N	GW68013N	GW68014N	GW68015N	GW68021N	GW68022N
Configuration	Plain lid	8 x 16/32A flanges	4 x 16/32A flanges	4 x 16/32A flanges	4 x 16/32A, 2 x 63A	2 x 16/32A, 1 x 63A
Size LxHxD mm	450 x 560 x 120	450 x 560 x 120	450 x 560 x 120	450 x 560 x 120	450 x 560 x 120	450 x 560 x 120
Lids Supplied	None	2 x **GW68293**	2 x **GW66703N**	2 x **GW68293** & 4 x **GW66703N**	2 x **GW68293**, 1 x **GW68294**	1 x **GW66703N**



Additional Covers for Q-Din Boards - to be ordered separately

Code	Description	Size LxH
GW68292	Lid for IEC 309 16A	85x75mm
GW68293	Lid for IEC 309 32A	95x80mm
GW68294	Lid for IEC 309 63A	110x100mm

Code	Description	Size LxH
GW66703N	Lid for vertical interlocked socket-outlet 16-32A	220x103mm
GW66705N	Lid for vertical interlocked socket-outlet 63A	270x145mm
GW66701	Lid for horizontal interlocked socket-outlet 16-32A	
GW66702	Lid for horizontal interlocked socket-outlet 63A	

NEW

Q-DIN COMPLETE BOARDS

Caravan Board – Fully Assembled (Other combinations available)

Code	GX98000 - *	Code	GX98016	Code	GX98020
	*Select type of outlet: **SA**; **UK**; **SCH** (Schuko) Outlets: 6 x 16A 230V 2P+E Protection: IP55 40A E.L.U 6 x 16A MCB		Outlets: 6 x 16A 2P+E Protection: IP44 40A E.L.U 6 x 10A MCB		Outlets: 6 x Schuko 16A 230V 2P+E Protection: IP54 40A E.L.U 6 x 16A MCB



GW68431
Yellow Stand with cable reel, for Q-DIN10



GW68432
Yellow Stand with cable reel and wheels for Q-DIN14/20

Mobile Distribution Boards – Fully assembled as shown (Other combinations available on request)



Code	GX68421
	Outlets: 2 x 32A 400V 3P+N+E 2 x 16A 400V 3P+E 2 x 16A 230V 2P+E 2 x 16A 230V Domestic Protection: 1 x 40A 30mA 4P E/L 2 x 16A 1P MCB 1 x 16A 3P MCB 1 x 32A 3P MCB



Code	GX68422
	Switched Outlets: 1 x 32A 400V 3P+N+E 1 x 16A 400V 3P+E 2 x 16A 230V 2P+E Protection: 1 x 40A 30mA 4P E/L 2 x 16A 1P MCB 1 x 16A 3P MCB 1 x 32A 3P MCB



Code	GX68423
	Outlets: 4 x 32A 400V 3P+E 3 x 32A 230V 2P+E Protection: 1 x 63A 30mA 4P E/L 4 x 32A 3P MCB 3 x 32A 1P MCB

NEW



Code	GX68424
	Outlets: 6 x 16A 230V 2P+E Protection: 1 x 40A 30mA 2P E/L 6 x 16A 1P MCB

Q DIN ACCESSORIES



Additional Q Din Modules IP 65 RAL 7035

Code	Dimensions L x H x D	No. of Modules
GW68023N	320 x 241 x 120	14
GW68024N	450 x 241 x 120	20



Surface mounting Kit

Code	Material	For Q Din
GW44621	Insulation	5
GW46446	Galvanised Steel	10/14/20
GW46451	Stainless Steel	10/14/20



Security Lock

Code	Description
GW40422	Die cast Metal



Pole Mounting Kit

Code	For Q Din	Load weight
GW46552	14	12 Kg
GW46553	20	125 Kg

Watertight Covers

IP55



GW27401

IP65



GW27403

Socket

IP54



2 Gang watertight cover for 230V 15A plug. To fit 15A RSA socket **GW20209** & or 13A UK socket **GW20208**. Schuko socket outlet. Fits 16/32A flanges.

Q-BOX AND ACCESSORIES

NEW

4-way



GW68465



GW68466

6-way



Typical application

Q-Box 4 Unwired Board - IP55

Code	Description
GW68465	Terminal blocks supplied: Supply - No. poles x sect. (mm^2). (5 x 25/35). Earth - No. poles x sect. (mm^2). (7 x 10).

Q-Box 6 Unwired Board - IP55

Code	Description
GW68466	Terminal blocks supplied: Supply - No. poles x sect. (mm^2). (5 x 25/35). Earth - No. poles x sect. (mm^2). (2 x 25) + (10 x 10).



Surface Mounting Kit

Code	Description	Ctn
GW46446	Galvanised Steel	20
GW46451	Stainless Steel	20

For Fixing Surface Mounting Boards



Chassis Plate for MCCB's

Code	Description	Ctn
GW68591	For MCCB from 160A	1/20

For **GW68552** Panel



12 - Module Watertight Enclosure Front

Code	No. of Modules	Ctn
GW68503	12 + 1	1/8

For Q-Box - IP55



Yellow Metal Support For Q-Box 4/6

Code	Outer Dim. LxHxD	Ctn
GW68463	1100 x 1650 x 630mm	1

Characteristics: 2 side handles for manual handling: 2 slots on the top for lifting with a crane



Document Holder Pocket In Self-Adhesive Insulating Material With Kit Of Blank Labels

Code	Dimensions LxHxD	Ctn
GW46447	310 x 230mm	1/10

Characteristics: The document wallet can be inserted in all Gewiss distribution boards starting with the 405x500x200mm dimension.



Pole Support Kit

Code	Distribution Boards	Ctn
GW46554	GW68531, Q-Box 4	1

Applications: For applying boards 68 Q-Box 4 on poles from 60mm to 80mm
Characteristics: Fixed on the back of the boards
Accessories Supplied: 2 pieces. For the correct use of the kit, see the instruction sheet



Emergency Push Button Kit

Code	Description	Ctn
GW68504	Kit containing push-button, indicator lamp cont, fuse-old	1/4



Watertight Plug-Socket-Outlet Block

Code	Description	Ctn
GW68505	Plug/socket - outlet block	1/10

Note: The block is suitable for 32A (only 3P + T and 3P + N + T) and 63A socket - outlet-plug connections



Security Lock With Handle

Code	Description	Ctn
GW46445	Security lock key and handle	10

Accessories Supplied: 2 Keys
Notes: All the keys and relative locks with the same product code are identical



Panels For Q-Box 4/6 - IP55

Code	Outer Dim. LxHxD	Dimensions	Ctn
GW68551	Panel - Blank	270 x 368	1
GW68552	12 modules board	270 x 368	1
GW68554	4 COMBIBLOC 16-32A IP44/55	270 x 368	1
GW68556	2IB Vert, 16-32A IP67 + 2 IEC309 16A IP44/67 or GW27401	270 x 368	1
GW68559	5IB Vert, 16-32A IP67 + 2 IEC309 16A IP44/67 or GW27401	540 x 368	1

Accessories Supplied: Panels with base fixing screws and closure
Characteristics: Internal space of Q-BOX 4: 540 x 415mm; Internal space of Q-BOX 6: 810 x 415mm

NEW

MARINA DISTRIBUTION TERMINALS



68 Q-MC Range

With its innovative and functional design, the system solves all the needs for the provision of energy and services in ports, campsites and public areas, perfectly fitting in with the surroundings.

Based on an aluminium tubular frame, Gewiss Marina Terminals are strong and designed to withstand all the combined effects of sun and sea spray.

Many derivatives can be manufactured to incorporate energy metering and billing, fire hydrants, compressed air or fresh water supply. Available locally in blue, white is available ex-indent.

Brilliant for tourist marinas



GW68712A



GW68713A

Q-MC 16T, 63B and 63C range

Code	Description	Modules	Plug Mounting
GW68712A	16 T Light blue empty pedestal	18 (9x2)	Double Side
GW68713A	63 B Light blue empty pedestal	18 (9x2)	Double Side
GW68714A	63 C Light blue empty pedestal	18 (9x2)	Double Side



GW68714A



GW68745A

Accessories

Code	Description
GW68745A	Light blue mounting flange 2x interlock socket vertical 16 - 32 Amp IP67
GW68746A	Light blue mounting flange 2x interlock socket horizontal 16 - 32 Amp IP44
GW68748A	Light blue mounting flange 4x non-interlock socket 16 - 32 Amp IP67/44
GW68750A	Light blue cover plate blank
GW68794	63B/C Water kit 4x lockage taps
GW68790	Lighting Kit 16 W 230 V 50 Hz
GW68791	Emergency Lighting Kit 16 W 230 V 50Hz
GW68776	Security lock with 2x keys for enclosed and blank doors



GW68762A



GW68776



GW68790



GW68794



GW68715A

Electrical & water distribution pedestal
Q-MC 125B and 200B Range

Code	Description	Modules	Plug Mounting
GW68715A	125 B Light blue empty pedestal	14	Single side
GW68717A	200 B Light blue empty pedestal	28 (14x2)	Double Side



GW68717A



GW68731W

Accessories

Code	Description
GW68731W	White mounting flange 3X interlock sockets vertical 16-32 Amp IP67
GW68732W	White mounting flange 4X interlock sockets horizontal 16-32 Amp IP44
GW68734W	White mounting flange 6X non-interlock sockets 16 - 32 Amp IP67/44
GW68735W	White mounting flange 2X interlock sockets horizontal 63 Amp IP67
GW68741A	Light blue cover plate with transparent door for MCBs 14 modules
GW68737A	Light blue cover plate blank
GW68762A	Light blue support for flexible tube (hose pipe)
GW68753	Water kit 4x lockable taps
GW68751	Lighting Kit 11 W 230 V 50 Hz
GW68752	Emergency Lighting Kit 11 W 230 V 50Hz
GW68758	Security lock with 2x keys

Available on Request Only

CABLE RACKING - WIRE MESH

Manufactured with all ends cleanly finished and bent over. No sharp edges! Fast installation.

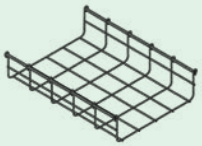

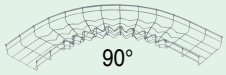





Description	BFR 30 – 30mm Height						BFR 60 – 60mm Height			
	100mm		150mm		200mm		300mm		500mm	
	Code	Ctn	Code	Ctn	Code	Ctn	Code	Ctn	Code	Ctn
Hot Dip Galvanised before manufacture to 20 microns. Excellent for indoor and outdoor installations in normal environment.										
Cable Tray 3m length	**MV50521/3**	30	**MV50522/3**	18	**MV50523/3**	12	**MV50535/3**	6	**MV50537/3**	
90° Horizontal Bend	**MV52521**	1	**MV52522**	1	**MV52523**	1	**MV52535**	1	**MV52537**	
45° Horizontal Bend	**MV53521**	1	**MV53522**	1	**MV53523**	1	**MV53535**	1	**MV53537**	
Small type: Vertical bends and coupling between different size achieved on site by cutting out sections, bending and clamping together										
Accessories										
Universal Support	**MV51130**	100	**MV51131**	70	**MV51132**	50	**MV51133**	40	**MV51135**	

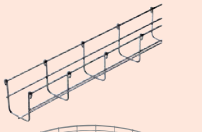









Stainless Steel 304 for all aggressive environments including marine and chemical										
Cable Tray 3m length	**MV50621/3**	30	**MV50622/3**	30	**MV50623/3**	18	**MV50635/3**	6	**MV50637/3**	
90° Horizontal Bend	**MV52621**	1	**MV52622**	1	**MV52623**	1	**MV52635**	1	**MV52637**	
45° Horizontal Bend	**MV53621**	1	**MV53622**	1	**MV53623**	1	**MV53635**	1	**MV53637**	
Vertical bends and coupling between different size achieved on site by cutting out sections, bending and clamping together										
Accessories										
Universal support attaches to bottom of tray		100	**MV51631**	70	**MV51632**	50	**MV51633**	40	**MV51635**	
Support S/S 304	**MV64670**	30	**MV64671**	30	**MV64671**	30	**MV64672**	30	**MV64674**	

















Accessories for all sizes	304 Stainless Code	Galvanised Code	Pack Order Qty
Straight coupler – rigid coupling	**MV51623**	**MV51123**	1
Nut, bolt and clamp for straight coupler above	**–**	**MV51422/100**	/100
Universal Coupler: Outside clamp	**MV51620**	**MV51420/100**	/100
Inside clamp	–	**MV51421/100**	/100
M6 x 20 bolt & nut	**MV66620**	**MV66403/100**	/100
Junction box support	**MV51601**	**MV51101**	1
Suspension Hanger (use 8mm ø threaded bar)	**MV51605**	**MV51105**	1
Safety nylon rivet for above	**MV51806**	**MV51806/100**	100
Boltless Speed Lock Coupler - Universal	**MV51810**	**MV51110**	1
Compact boltless speed lock coupler - widths 100/150/200 mm	**MV51813**	**MV51113**	50
Compact boltless speed lock coupler - widths 300 mm	**MV51814**	**MV51114**	50
Compact boltless speed lock coupler - widths 500 mm8mm ø	**MV51815**	**MV51115**	50
Threaded bar		**THREAD M8**	/m
Shears with asymetrical blades (Bolt cutter)		**HT10-6214**	1



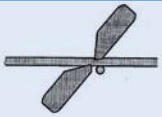

CABLE RACKING - SUPPORT SYSTEM

Application

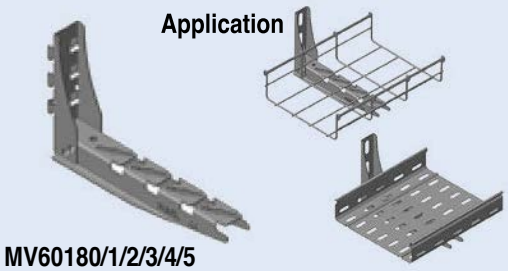

MV60180/1/2/3/4/5

Medium Loads - Support brackets for Wall Installation

Code	Length	Max Load	Ctn
MV60180	100	140	40
MV60181	150	112	30
MV60182	200	70	25
MV60184	300	80	24
MV60185	400	70	28
MV60186	500	110	28
MV60187	600	95	28

Heavy Loads – Mavistrut System



MV81406/21



MV64273/4



MV65173/6



MV61100/1/2/3/4



MV61235/6



MV61249/50/51

Supports for Ceiling Installation	Code	Length/Type	Max Bracket	Ctn
Notched Profile c/w welded ceiling brackets	MV81406	640mm (41x29 profile)	345mm	12
	MV81421	1040mm (41x41 profile)	545mm	6
Support Bolted Flange	MV64273	Single Type	345mm	12
	MV64274	Double Type	445mm	16
Accessories for Flange	M12ND/100	Nut	M12 (Size)	100
	SS1240P/10	Screw	M12 x 40 (Size)	10
	W12P/100	Flat Washer	M12 (Size)	100
Mavistrut notched serated profile 3030mm long	MV65173	3030mm (41x29 Profile)	345mm	4
	MV65176	3030mm (41x41 Profile)	545mm	4

To install **MV64273** flange, use 2 **M12ND/100** nuts + 2 **SS1240P/10** screws + 2 **W12P/100** flat washers
To install **MV64274** flange, use 4 **M12ND/100** nuts + 4 **SS1240P/10** screws + 4 **W12P/100** flat washers

Mavistrut Brackets	Code	Length	Max Load	Ctn
Brackets for Mavistrut notched profile. Clip on cantilever bracket	MV61100	145mm	110kg	50
	MV61101	245mm	100kg	36
	MV61102	345mm	100kg	25
	MV61103	445mm	171kg	16
	MV61104	545mm	150kg	14

Support Brackets

Can mount onto wall or onto Mavistrut by using spring nut and hex screw below

Profile	Code	Length	Max Load	Ctn
41 x 29	MV61235	150mm	200kg	50
	MV61236	200mm	180kg	36
41 x 41	MV61249	300mm	350kg	25
	MV61250	400mm	300kg	16
	MV61251	500mm	270kg	14

Accessories



MV66152/100

Description	Code	Mavistrut	Dimension	Pack	Ctn
Spring Nut	MV66152/100	41 x 29	M8	100	100
	MV66157/100	41 x 41	M8	100	100
Hex Head Screw	MV66133/100		M8 x 25	100	100



MV51201
MV51601

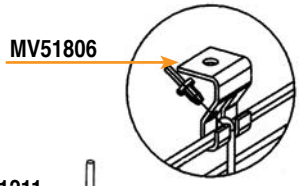

MV51806

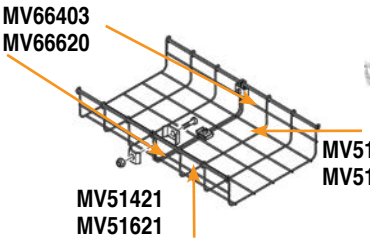

MV66403
MV66620
MV51420
MV51620
MV51421
MV51621

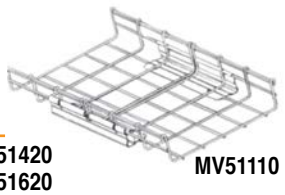

MV51110

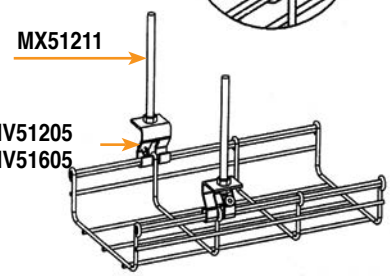

MX51211
MV51205
MV51605



MV51130

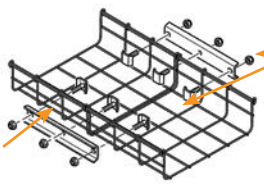

MV51222
MV51622
MV51223
MV51623

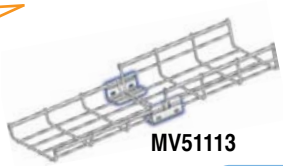

MV51113

CABLE RACKING - PERFORATED STEEL



Perforated Galvanised Steel Tray

Protection: Continuous hot-dip galvanising of sheet metal before manufacturing. Z275 zinc finish is 21 microns. Ideal for indoor installations in a normal environment

Description	Side Wall 35mm High					
	65mm W	95mm W	155mm W	215mm W	305mm W	395mm W
Cable Tray, 3m length Carton (Qty)	**MV40100/3** (30)	**MV40101/3** (30)	**MV40103/3** (18)	**MV40105/3** (12)	**MV40108/3** (6)	**MV40111/3** (6)
90° Horizontal Bend (External Bend) Carton (Qty)	**MV42100** (2)	**MV42101** (2)	**MV42103** (2)	**MV42105** (2)	**MV42108** (2)	**MV42111** (2)
45° Horizontal Bend Carton (Qty)	**MV43100** (2)	**MV43101** (2)	**MV43103** (2)	**MV43105** (2)	**MV43108** (2)	**MV43111** (2)
Horizontal T junction Carton (Qty)	**MV46100** (2)	**MV46101** (2)	**MV46103** (2)	**MV46105** (2)	**MV46108** (2)	**MV46111** (2)
Horizontal cross junction (4 Way) Carton (Qty)	**MV47100** (2)	**MV47101** (2)	**MV47103** (2)	**MV47105** (2)	**MV47108** (2)	**MV47111** (2)
T Branch Carton (Qty)	**MV49100** (2)	**MV49101** (2)	**MV49103** (2)	**MV49105** (2)	**MV49108** (2)	**MV49111** (2)
Upward Curve (Riser) Carton (Qty)	**MV44100** (2)	**MV44101** (2)	**MV44103** (2)	**MV44105** (2)	**MV44108** (2)	**MV44111** (2)
Downward Curve (Dropper) Carton (Qty)	**MV45100** (2)	**MV45101** (2)	**MV45103** (2)	**MV45105** (2)	**MV45108** (2)	**MV45111** (2)



Accessories

Code	Description	Pack Order Qty	Ctn
MV41110	Boltless speed lock coupler	1	100
MV41120	Straight jointing piece	1	100
MV41130	Pliable jointing piece	1	200
MV66100/100	Bolt & Nut M6 x10	/100	100



Horizontal Junctions

Order Internal & External folding angles plus precut 45° bottom piece. Use two for 90°.
Order Bolts separately

MV48100	Folding Angle 90°/45° Internal	1	10
MV48101	Folding Angle 90°/45° External	1	10
MV48131	Pre-cut 45° Bottom Piece: Width 65/95mm	1	10
MV48132	155/215mm	1	10
MV48133	305mm	1	10
MV48134	395mm	1	10



Vertical Couplings

Order 2 x folding angles plus perforated bottom piece. Order Bolts separately

MV48110	Folding Angle	1	10
MV48130	Bottom Piece (perforated)	1	10

POWER SKIRTING – SLK & EK RANGES

Compact Power Skirting for individual rooms & offices – SLK Range

A complete, integrated system to make stylish surface installations that match the various rooms décor perfectly.
Available in RAL9010 white and in RAL7021 Anthracite (black) for 120x25 Type

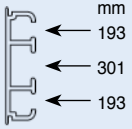

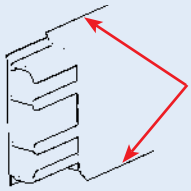

Unique elastic lips of the skirting cover mates perfectly with walls and floors

Size: **70 x 20** (3 Compartment) Trunking 2m lengths

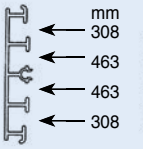

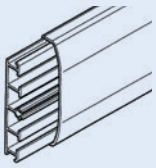

Size: **120 x 25** (4 Compartment) 2m lengths
For Horizontal or Vertical

Order covers separately

• Supplied in 2 metre lengths

Type	Trunking	Horizontal Cover	Vertical Cover	Trunking	Cover
Code	Grey **NP42003/2**	White **NP42018/2**	White **NP42402/2**	Grey **NP42004/2**	White **NP42024/2**
		-	Black **NP42404/2**		Black **NP42026/2**
Carton Qty	50	50	50	24	24

Routing Components

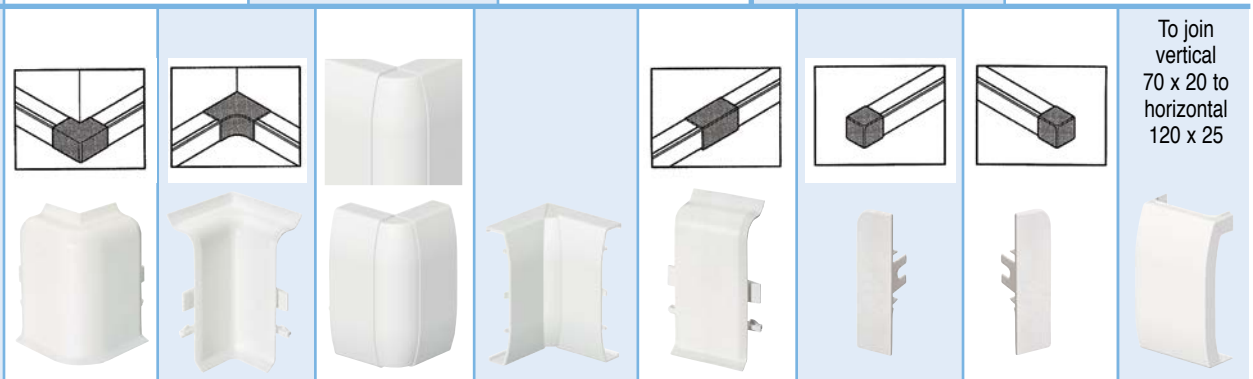

Type		Ext. Corner	Int. Corner	Ext. Adj. Corner	Int. Adj. Corner	Coupling	End Cover Right	End Cover Left	Connector
Code for 70 x 20	White	**NP42054**	**NP42072**	**–**	**–**	**NP42120**	**NP42162**	**NP42138**	**NP42276**
	Black	**–**	**–**	**–**	**–**	**–**	**–**	**–**	**NP42278**
Code for 120 x 25	White	**–**	**–**	**NP42060**	**NP42078**	**NP42126**	**NP42180**	**NP42180**	**NP42276**
	Black	**–**	**–**	**NP42062**	**NP42080**	**NP42128**	**NP42182**	**NP42182**	**NP42278**
Carton Qty		10	10	5	5	10	10	10	5

To join vertical 70 x 20 to horizontal 120 x 25

Device Boxes See System Range for socket outlet, data and telecom outlets

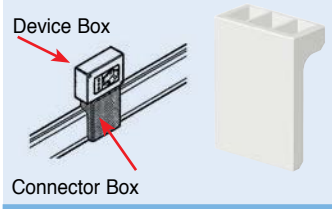





Type		Connector to device box	Requires modules only		Requiring mounting plate, modules and cover plate to enable colour co-ordination	
Code for 70 x 20	White	**NP42462**	3 Gang White **GW27615**	4 Gang White **GW27621**	3 Gang White **NP40432**	4 Gang White **NP40438**
	Black	**–**				
Code for 120 x 25	White	**NP42456**	Black **GW27616**	Black **GW27622**	Black **NP40434**	Black **NP40440**
	Black	**NP42458**				
Carton Qty		10	10		10	

For switches, sockets and other modular devices, see 20 system, white or black, main AC/DC Catalogue

Corner Trunking – EK Range

Unique Corner Riser





NP42514

30 x 50



Soft elastic lips

NP42264



NP42508

Description	Code	
Corner trunking c/w cover 2m length	**NP42502/2**	34
Connector to join to 70 x 20 skirting	**NP42264**	10
Tee junction	**NP42520**	5
Internal corner	**NP42514**	5
External corner	**NP42508**	5
End cover	**NP42526**	10

DIN MINIATURE CIRCUIT BREAKERS – COMPACT RANGE MTC

DC ratings are available on request for all Gewiss Circuit Breakers.

M = 1x Module Size: 17.5mm







Icn	Type	In (A)	1P	M	1P+N	M	2P	M	3P	M	4P	M
Range MTC45 4.5kA (IEC60947-2)	C	6	GW92105	1	GW90025	1	GW90045	1	GW90065	2	GW90085	2
		10	GW92106	1	GW90026	1	GW90046	1	GW90066	2	GW90086	2
		16	GW92108	1	GW90027	1	GW90047	1	GW90067	2	GW90087	2
		20	GW92109	1	GW90028	1	GW90048	1	GW90068	2	GW90088	2
		25	GW92110	1	GW90029	1	GW90049	1	GW90069	2	GW90089	2
		32	GW92111	1	GW90030	1	GW90050	1	GW90070	2	GW90090	2
Range MTC60 6kA (IEC60947-2)	C	6	GW92005	1	GW90225	1	GW90245	1	GW90265	2	GW90285	2
		10	GW92006	1	GW90226	1	GW90246	1	GW90266	2	GW90286	2
		16	GW92007	1	GW90227	1	GW90247	1	GW90267	2	GW90287	2
		20	GW92008	1	GW90228	1	GW90248	1	GW90268	2	GW90288	2
		25	GW92009	1	GW90229	1	GW90249	1	GW90269	2	GW90289	2
		32	GW92010	1	GW90230	1	GW90250	1	GW90270	2	GW90290	2
MTC 100 10kA (IEC60947-2)	C	16	GW92407	1	GW90427	1	GW90447	1	–		–	
		25	GW92409	1	GW90429	1	GW90449	1	–		–	
		32	GW92410	1	GW90430	1	GW90450	1	–		–	

DIN MINIATURE CIRCUIT BREAKERS – STANDARD RANGE MT

DC ratings are available on request for all Gewiss Circuit Breakers.







Icn	Type	In (A)	1P	M	1P+N	M	2P	M	3P	M	4P	M
Range MT45 6KA (IEC60947-2) 4.5kA (IEC60898)	C	6	GW92105	1	GW92125	2	GW92145	2	GW92165	3	GW92185	4
		10	GW92106	1	GW92126	2	GW92146	2	GW92166	3	GW92186	4
		16	GW92108	1	GW92128	2	GW92148	2	GW92168	3	GW92188	4
		20	GW92109	1	GW92129	2	GW92149	2	GW92169	3	GW92189	4
		25	GW92110	1	GW92130	2	GW92150	2	GW92170	3	GW92190	4
		32	GW92111	1	GW92131	2	GW92151	2	GW92171	3	GW92191	4
		40	GW92112	1	GW92132	2	GW92152	2	GW92172	3	GW92192	4
Range MT60 10kA (IEC60947-2) 6kA (IEC60898)	C	1	GW92001	1	GW92021	2	GW92041	2	GW92061	3	GW92081	4
		2	GW92002	1	GW92022	2	GW92042	2	GW92062	3	GW92082	4
		3	GW92003	1	GW92023	2	GW92043	2	GW92063	3	GW92083	4
		4	GW92004	1	GW92024	2	GW92044	2	GW92064	3	GW92084	4
		6	GW92005	1	GW92025	2	GW92045	2	GW92065	3	GW92085	4
		10	GW92006	1	GW92026	2	GW92046	2	GW92066	3	GW92086	4
		16	GW92007	1	GW92027	2	GW92047	2	GW92067	3	GW92087	4
		20	GW92008	1	GW92028	2	GW92048	2	GW92068	3	GW92088	4
		25	GW92009	1	GW92029	2	GW92049	2	GW92069	3	GW92089	4
		32	GW92010	1	GW92030	2	GW92050	2	GW92070	3	GW92090	4
		40	GW92011	1	GW92031	2	GW92051	2	GW92071	3	GW92091	4
		50	GW92012	1	GW92032	2	GW92052	2	GW92072	3	GW92092	4
		63	GW92013	1	GW92033	2	GW92053	2	GW92073	3	GW92093	4
	D	6	GW92405	1	–		GW92445	2	GW92465	3	GW92485	4
		10	GW92406	1	–		GW92446	2	GW92466	3	GW92486	4
		16	GW92407	1	–		GW92447	2	GW92467	3	GW92487	4
		20	GW92408	1	–		GW92448	2	GW92468	3	GW92488	4
		25	GW92409	1	–		GW92449	2	GW92469	3	GW92489	4
		32	GW92410	1	–		GW92450	2	GW92470	3	GW92490	4
		40	GW92411	1	–		GW92451	2	GW92471	3	GW92491	4

DIN MINIATURE CIRCUIT BREAKERS – HIGH kA

DC ratings are available on request for all Gewiss Circuit Breakers.

M = 1x Module Size: 17.5mm






Icn	Type	In (A)	1P	M	2P	M	3P	M	4P	M
Range MT100	C	6	GW92605	1	GW92645	2	GW92665	3	GW92685	4
		10	GW92606	1	GW92646	2	GW92666	3	GW92686	4
		16	GW92607	1	GW92647	2	GW92667	3	GW92687	4
		20	GW92608	1	GW92648	2	GW92668	3	GW92688	4
		25	GW92609	1	GW92649	2	GW92669	3	GW92689	4
		32	GW92610	1	GW92650	2	GW92670	3	GW92690	4
15kA (IEC60947-2)		40	GW92611	1	GW92651	2	GW92671	3	GW92691	4
		50	GW92612	1	GW92652	2	GW92672	3	GW92692	4
10kA (IEC60898)		63	GW92613	1	GW92653	2	GW92673	3	GW92693	4
	D	1	GW92701	1	GW92741	2	GW92761	3	GW92781	4
		2	GW92702	1	GW92742	2	GW92762	3	GW92782	4
*B Curve available on request		3	GW92703	1	GW92743	2	GW92763	3	GW92783	4
		4	GW92704	1	GW92744	2	GW92764	3	GW92784	4
		6	GW92705	1	GW92745	2	GW92765	3	GW92785	4
		10	GW92706	1	GW92746	2	GW92766	3	GW92786	4
		16	GW92707	1	GW92747	2	GW92767	3	GW92787	4
		20	GW92708	1	GW92748	2	GW92768	3	GW92788	4
		25	GW92709	1	GW92749	2	GW92769	3	GW92789	4
		32	GW92710	1	GW92750	2	GW92770	3	GW92790	4
		40	GW92711	1	GW92751	2	GW92771	3	GW92791	4

DIN MINIATURE CIRCUIT BREAKERS – MTHP RANGE

Range MTHP160	C	80	GW93307	1.5	GW93327	3	GW93337	4.5	GW93347	6
		100	GW93308	1.5	GW93328	3	GW93338	4.5	GW93348	6
16kA		125	GW93309	1.5	GW93329	3	GW93339	4.5	GW93349	6
16kA at 10kA Prices	D	63	GW93356	1.5	GW93376	3	GW93386	4.5	GW93396	6
		80	GW93357	1.5	GW93377	3	GW93387	4.5	GW93397	6
		100	GW93358	1.5	GW93378	3	GW93388	4.5	GW93398	6
Range MT250	C	16	GW92807	1	GW92847	2	GW92867	3	GW92887	4
		20	GW92808	1	GW92848	2	GW92868	3	GW92888	4
up to 25kA		25	GW92809	1	GW92849	2	GW92869	3	GW92889	4
		32	GW92810	1	GW92850	2	GW92870	3	GW92890	4
		40	GW92811	1	GW92851	2	GW92871	3	GW92891	4
		50	GW92812	1	GW92852	2	GW92872	3	GW92892	4
		63	GW92813	1	GW92853	2	GW92873	3	GW92893	4

ISOLATORS 400V



Amps	1P	M	2P	M	3P	M	4P	M
32A	GW96104	1	GW96114	2	GW96124	3	GW96134	4
40A	GW96105	1	GW96115	2	GW96125	3	GW96135	4
63A	GW96146	1	GW96156	2	GW96166	3	GW96176	4
80A	GW96147	1	GW96157	2	GW96167	3	GW96177	4
100A	GW96148	1	GW96158	2	GW96168	3	GW96178	4
125A	GW96149	1	GW96159	2	GW96169	3	GW96179	4

RESTART (AUTOMATIC RESETTING DEVICES)

NO Auxiliary Contact Output



ReStart Rd

Restart Earth Leakage 2 Pole (230V) no overload protection

Code	Idn	Rated Current	Type	Nominal Voltage	No. Modules	No. Poles
GW94817R	30mA	25A	A	230V	4	2
GW94827R	30mA	40A	A	230V	4	2
GW94837R	30mA	63A	A	230V	4	2

• Device will enter a blocked condition in case of a persistent downstream electrical system fault (Earth fault).

Programmable Auxiliary Contact

NEW 4 POLE RESTART



ReStart Rd PRO

Restart Pro Earth Leakage no overload protection

Code	Idn	Rated Current	Type	Nominal Voltage	No. Modules	No. Poles
GW94817P	30mA	25A	A	230V	4	2
GW94827P	30mA	40A	A	230V	4	2
GW94837P	30mA	63A	A	230V	4	2
GW94847P	30mA	80A	A	230V	4	2

In case of a downstream electrical system fault the device will retest the system every 2min and reset if possible. Lower insulation control threshold (Maximum safety). Also available in 300mA version.

Code	Idn	Rated Current	Type	Nominal Voltage	No. Modules	No. Poles
GW94867P	30mA	25A	A	400V	6	4
GW94897P	30mA	40A	A	400V	6	4
GW94937P	30mA	63A	A	400V	7	4

Same as 2P Restart Pro.

Programmable Auxiliary Contact



ReStart Rd PRO

Add-on Restart Rd for RCCB earth leakage relays without overload protection

Code	Idn	Description	No. Modules	No. Poles
GW90966	30mA	Suitable for RCCB 2 Pole or 4 Pole	3	2/4
GW90968	100/300/500mA	Suitable for RCCB 2 Pole or 4 Pole	3	

Build your own Restart Earth Leakage Relay by adding 2 or 4 Pole RCCB to complete a Restart Earth Leakage Relay Restart Rd will only check for earth fault.

Programmable Auxiliary Contact



ReStart Autotest

Restart Earth Leakage Autotest 2 Pole (230V) no overload protection

Code	Idn	Rated Current	Type	Nominal Voltage	No. Modules	No. Poles
GW90901N	30mA	25A	A (IR)	230V	5	2
GW90902N	30mA	40A	A (IR)	230V	5	2

• Function LEDs and programmable auxilliary contact • Rated supply – 230V 50Hz, -15+10%. • Auxilliary can be programmed for 1Hz pulse for bell/buzzer or steady state for telephone dialler or other home management system • Device will enter a blocked condition in case of a persistent downstream electrical system fault (Earth fault). • System with auto reset and monthly self-diagnosis of the earth leakage functions • Self-diagnosis on the residual current device test is run without turning off the system's power supply. This is achieved by using internal bypass contacts during the test • Type A[IR] presents greater resistance to mains disturbances and atmospheric discharges in comparison to standard residual current circuit breakers. Immunity level 8/20 µs is 3000A.

NEW

With Auxiliary Contact Output



ReStart Autotest PRO

Restart Earth Leakage Autotest Pro 2 Pole (230V) no overload protection

Code	Idn	Rated Current	Type	Nominal Voltage	No. Modules	No. Poles
GW90911	30mA	25A	A (IR)	230V	5	2
GW90912	30mA	40A	A (IR)	230V	5	2
GW90913	30mA	63A	A (IR)	230V	5	2

With Auxiliary Contact Output



ReStart Autotest PRO

Restart Earth Leakage Autotest Pro 4 Pole (400V) no overload protection

Code	Idn	Rated Current	Type	Nominal Voltage	No. Modules	No. Poles
GW90921	30mA	25A	A (IR)	400V	7	4
GW90922	30mA	40A	A (IR)	400V	7	4
GW90923	30mA	63A	A (IR)	400V	7	4

In case of a downstream electrical system fault the device will retest the system every 2min and reset if possible. Lower insulation control threshold (Maximum safety) • System with auto reset and monthly self-diagnosis of the earth leakage functions • Self-diagnosis on the residual current device test is run without turning off the system's power supply. This is achieved by using internal bypass contacts during the test • Type A[IR] presents greater resistance to mains disturbances and atmospheric discharges in comparison to standard residual current circuit breakers. Immunity level 8/20 µs is 3000 A.

Programmable Auxiliary Contact



ReStart Rm PRO

Add-on Restart Rm for RCBO (residual current breakers with over current protection)

Code	Description	No. Modules	No. Poles
GW90986	Suitable for RCBO, 1P + N, 2P & 4P	3	2/4
GW90988	Programmable Auxiliary Contact	1	1P+N/2/4P

No expensive call outs to reset a circuit breaker! Restart Rm checks for both earth fault and short circuit before reclosing circuit breaker ≤60s after tripping. Also available in 300mA

Note: Not suitable for 3 Pole

NEW

RESTART (AUTOMATIC RESETTING DEVICES)



Restart RM Top - Version To Be Coupled With MDC/MT+BD RCBO's And MTC/MT MCB'S

Code	Suitable for	Rated Voltage	No. Modules	Carton
GW90893	MDC/MT+BD rcbo's and MTC/MT mcb's	230V	4	1/4

Characteristics: The RM Top 4P ReStart allows one to: • See the reset mode (reset with system check, reset by attempts, remote reset and excluded reset • Adapt the insulation threshold on the basis of the associated circuit breaker • Regulate the reset time delay • The device is equipped with 2 integrated auxillary contacts of position and/or tripped delay
Note: The ARD must be supplied at 230VAC phase - neutral



Restart Cm - Motor Operating Device For Modular Circuit Breakers

Code	Suitable for	Rated Voltage	No. Modules	Carton
GW90896	MDC/MT+BD rcbo's and MTC/MT mcb's	230V	2	1/4

Characteristics: The device is equipped with 1 integrated auxillary position contact and/or tripped delay
Note: The motor operating device must be supplied at 230VAC phase - neutral



Bus RS485 Communication Interface Module

Code	Suitable for	Rated Voltage	No. Modules	Carton
GW90992	ReStart Autotest 2P-4P ReStart Rd Pro 4P ReStart Rm Pro 4P	230V	1	1

Characteristics: The BUS module, by means software available on www.GEWISS.com web site allows one to: • Monitor the status of the circuit breaker coupled with ReStart • Control Autotest function remotely • Manage automatic reclosing function remotely **Applications:** It allows the installation of ReStart device in monitoring systems with BUS RS485 communication protocol **Note:** The BUS is only suitable for ReStart devices equipped with BUS integrated connector.

NEW

STANDARD EARTH LEAKAGE RELAYS (RCCBs)







In (A)	Type	IΔ(mA)	2 Pole - 2mod.	4 Pole - 3mod.	4 Pole - 4mod.
25	AC	10	GW94616	–	–
		30	GW94617	GW94 662	GW94 697
		100	GW94618	–	GW94 698
		300	GW94619	GW94 664	GW94 699
	A	10	GW94 816	GW94 866	–
		30	GW94 817	GW94 867	GW94 877
		100	GW94 818	–	GW94 878
		300	GW94 819	GW94 869	GW94 879
40	AC	30	GW94 627	GW94 667	GW94 707
		100	GW94 628	GW94 668	GW94 708
		300	GW94 629	GW94 669	GW94 709
		500	GW94 630	GW94 670	GW94 710
	A	30	GW94 828	GW94 897	GW94 927
		100	GW94 829	GW94 898	GW94 928
		300	GW94 830	GW94 899	GW94 929
		500	GW94 831	GW94 900	GW94 930
63	AC	30	GW94 790		GW94 757
		100	GW94 791		GW94 758
		300	GW94 792		GW94 759
		500	GW94 789		GW94 760
	A	30	GW94 837		GW94 937
		100	GW94 838		GW94 938
		300	GW94 839		GW94 939
		500	GW94 840		GW94 940
80	AC	30	GW94 793		GW94 761
		100	GW94 794		GW94 771
		300	GW94 795		GW94 766
	A	30	GW94 847		GW94 947
		100	GW94 848		GW94 948
		300	GW94 849		GW94 949
100	AC	30			GW94 777
		100			GW94 778
		300			GW94 779
		500			GW94 780
	A	30			GW94 957
		100			GW94 958
		300			GW94 959
		500			GW94 960
125	AC	30			GW95 601
		300			GW95 603
		500			GW95 604
	A	30			GW95 606
		300			GW95 608
		500			GW95 609

STANDARD EARTH LEAKAGE RELAYS (RCBO'S)



Note: 6kA & 10kA available on request

2 Pole (230V) 4.5kA MDC45 / 6kA MDC60 Class A (E.L.R.) with overload protection

Rated Current	Code 30mA, 4.5kA	Code 30mA, A Type, 6kA	Code 30mA, A[IR]A Type, 6kA	Code 300mA, 4.5kA	Code 300mA, 6kA	Mod
10A	GW94226	GW94326	GW95806	GW94236	GW94336	2
16A	GW94227	GW94327	GW95807	GW94237	GW94337	2
20A	GW94228	GW94328	GW95808	GW94238	GW94338	2
25A	GW94229	GW94329	GW95809	GW94239	GW94339	2
32A	GW94230	GW94330	GW95810	GW94240	GW94340	2
4 Pole (400V + N)						
16A	GW94267	GW94367	GW95817	GW94277	GW94377	4
25A	GW94269	GW94369	GW95819	GW94279	GW94379	4
32A	GW94270	GW94370	GW95820	GW94280	GW94380	4

Add-on Residual Current devices (RCBOs) Class AC Instantaneous


2P


3P


4P


2P


3P


4P

Type	mA	2 mod.		3,5 mod.		3,5 mod.		4 mod.	6 mod.	6 mod.
		In≤ 25A	In≤ 63A	In≤ 25A	In≤ 63A	In≤ 25A	In≤ 63A	In≤ 125A	In≤ 125A	In≤ 125A
AC	10	GW94401	–	–	–	–	–	–	–	–
	30	GW94402	GW94412	GW94442	GW94448	GW94422	GW94432	GW95406	GW95416	GW95426
	300	GW94403	GW94413	GW94443	GW94449	GW94423	GW94433	GW95408	GW95418	GW95428
	500	GW94404	GW94414	GW94444	GW94450	GW94424	GW94434	–	–	–
AC	30	GW94502	GW94512	GW94542	GW94547	GW94522	GW94532	GW95436	GW95446	GW95456
	300	GW94503	GW94513	GW94543	GW94548	GW94523	GW94533	GW95438	GW95448	GW95458
	500	GW94504	GW94514	GW94544	GW94549	GW94524	GW94534	–	–	–
A reg	300-3000							–	–	GW95512

DIN ACCESSORIES FOR MCB'S & RCBO'S

0142 Authorisation Cert. No. 0509122


GW96001/6


GW96012


Application


GW96041

Accessories for Modular Devices

Code	Contact Rating	Type	Description
GW96001	6A@230V(3A@400V)	Auxiliary for MCB	Signals the position of switch contacts, when switched
NEW GW96003	6A@230V(2A@400V)	Auxiliary for RCCB	on or tripped
NEW GW96005	5A@230V(0.5A@400V)	Auxiliary for RCCB	
GW96006	6A@230V(3A@400V)	Alarm Contact for MCB	Indicates the automatic opening of the circuit breaker
NEW GW96004	6A@230V(2A@400V)	Alarm Contact for RCCB	caused by overloading, shortcircuiting or earth fault
NEW GW96011	12-48VAC/DC	Shunt trip for MCB	Used for tripping the circuit breaker to which they are
GW96012	110-415VAC	Shunt trip for MCB	mounted on
NEW GW96015	230VAC	Shunt trip for RCCB	
GW96016	230VAC	Under Voltage Release	300mS delay. Release Voltage -Un -55%
GW96041	To lock lever in 'on' or 'off' position. For lock size 8mmØ MCB description		
NEW GW96017	24VAC/DC	Under Voltage Release	
NEW GW96018	48VAC/DC	Under Voltage Release	


S1L-1000/16


AS-25-SN

End Cap


DIN Blanks

Busbars

Code	Description	Caps
AS-25-SN	Busbar terminal for wire sizes up to 25mm²	–
S1L-1000/16	Insulated busbar 1 phase 63Amps, 1000mm, 56 poles.	–
S2L-1000/16	Insulated busbar 2 phase 63Amps, 1000mm, 56 poles.	EK-B-2+3
S3L-1000/16	Insulated busbar 3 phase 63Amps, 1000mm, 56 poles.	EK-B-2+3
GW40423	DIN Blanks, 17.5mm wide, 4½ Modules per strip	–

NEW GWFIX 100 - QUICK COUPLING CONNECTIONS DEVICES





Application

Code	Description	Type	Colour	Suitable for	Ctn
Rated Current: 40A					
GW49776	N.10 Connections	L1/Neutral	Brown	MTC (1P+N/2P)	1/6
GW49777	N.10 Connections	L1/Neutral	Grey	MTC (1P+N/2P)	1/6
GW49778	N.10 Connections	L1/Neutral	Black	MTC (1P+N/2P)	1/6
GW49779	N.10 Connections	L1/L2/L3Neutral	White	MTC (3P/4P)	1/6
Rated Current: 63A					
GW49780	N.10 Connections	L1	Brown	MDC MT SD SE	1/6
GW49781	N.10 Connections	L2	Grey	MDC MT SD SE	1/6
GW49782	N.10 Connections	L3	Black	MDC MT SD SE	1/6
GW49783	N.10 Connections	Neutral	White	MDC MT SD SE	1/6

DIN MOUNT RELAYS & CONTACTORS

DIN Mount Relays • 16A - 250V ~

Capacity: Incandescent lamps 2400W fluorescent lamps with p.f. correction 500W halogen lamps 1000W



GW99613
GW96626/27/28



GW96638

GW96601/02/03

Installation Relays

Code	Contacts Type	DIN Width (17.5mm)	Step Relay Code	Control voltage VAC	Contacts Type
GW96601	N/O	1	GW96626	12V	C/O
GW96602	N/O	1	GW96627	24V	C/O
GW96603	N/O	1	GW96628	230V	C/O
GW96613	C/O	1	GW96638	230V	2 N/O
GW96616	4 N/O	2	GW96641	12V	4 N/O
GW96617	4 N/O	2	GW96642	24V	4 N/O
GW96618	4 N/O	2	GW96643	230V	4 N/O

NEW

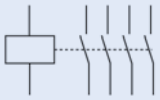

GWD6708/22/31/2/4



Contactors

Code	Contacts Type	Rated Current @ 400V	Coil Voltage	No. of Mod.
GWD6731	2 N/O	63A	230VAC/DC	3
GWD6708	3 N/O	20A	230VAC	2
GWD6722	3 N/O	40A	230VAC/DC	3
GWD6732	3 N/O	63A	230VAC/DC	3
GWD6734	4 N/O	63A	230VAC/DC	3

DIN MOUNT TRANSFORMERS

GW96424
GW96426



GW96432
GW96434



Bell Transformers with PTC Thermal Protection

Code	No of Mod.		Input Volts	Output Volts	VA
GW96424	2	Transformer for bells (intermittent operating mode)	230VAC	12 + 12 = 24	10
GW96426	2		230VAC	12 + 12 = 24	15
GW96432	3		230VAC	12 + 12 = 24	30
GW96434	3		230VAC	12 + 12 = 24	40
GW96324	6	Safety transformer for continuous operating mode	230VAC	12 + 12 = 24	63

DIN PUSHBUTTONS, INDICATING LIGHTS & BUZZERS

Illuminated Push Buttons

- 16Amp 1N/O + 1 N/C contacts
- 230V LED lamp fitted
- DIN Width 1
- Pack/Carton 6/12





Red	GW96569
Green	GW96568

Indicating Lights

- 230V LED lamp fitted
- DIN Width 1
- Pack/Carton 6/12





Red	GW96581
Green	GW96582
Yellow	GW96583
Blue	GW96584
White	GW96585
Green/Red	GW96591
Red	GW96592

Bells and Buzzers

GW96401
GW96406



GW96408



Code	GW96401	GW96406	GW96408
dB	80dB	70dB	70dB
Control Voltage	12VDC	12VDC	230VAC
Type	Bell	Buzzer	Buzzer
Pack/Carton	12	12	6

NEW

SURGE PROTECTIVE DEVICES LST



Surge Protective Devices - Type 1 + 2

Code	No. of Poles	Impulse Current	Max Discharge Current	Rated Voltage AC	Aux end of life Contact	Carton	Spare Cartridge
GWD6401	1P + N	12.5kA	65kA	230V	2	1	GWD6451
GWD6402	3P + N	12.5kA	65kA	400V	2	1	GWD6452 GWD6453
GWD6404	1P + N	25kA	100kA	230V	4	1	GWD6433
GWD6405	3P + N	25kA	100kA	400V	4	1	GWD6434 GWD6435

Characteristics: SPDs are equipped with extractable cartridges with optic end of life signal



Surge Protective Devices - Type 2

Code	No. of Poles	No. Modules EN 50022	Max Discharge Current	Rated Voltage AC	Aux end of life Contact	Carton	Spare Cartridge
GWD6411	1P	1	40kA	230V	No	1	-
GWD6412	1P	1	40kA	230V	Yes	1	
GWD6413	1P	1	40kA	400V	No	1	
GWD6407	1P + N	2	20kA	230V	No	1	GWD6436
GWD6417	1P + N	2	40kA	230V	No	1	GWD6438
GWD6418	1P + N	2	40kA	230V	Yes	1	GWD6441
GWD6409	3P + N	4	20kA	400V	No	1	GWD6442
GWD6419	3P + N	4	40kA	400V	No	1	GWD6443
GWD6420	3P + N	4	40kA	400V	Yes	1	

Characteristics: SPDs are equipped with extractable cartridges with optic end of life signal



Surge Protective Devices For Telecom And Dataline

Code	No. Modules EN 50022	Max Discharge Current	Rated Voltage AC	Aux end of life Contact	Carton
GWD6430	1	10kA	50V	No	1

NEW

90 PV RANGE - STRING BOXES



Pre-Wired String Boards

Code	No. of Strings	Rated Current	No. of Board Modules	Carton
String Voltage: 600VDC				
GWD9901	2	25A	1x12	1
GWD9902	3	25A	2x12	1
GWD9903	4	25A	2x12	1
String Voltage: 800VDC				
GWD9906	2	20A	1x12	1
String Voltage: 1000VDC				
GWD9907	3	32A	2x12	1
GWD9908	4	32A	2x12	1

For DC Fuses see page 165

Accessories: Cable Glands as spare parts and equipotential terminal blocks. DC fuses not included.

NEW

DC DEVICES FOR PHOTOVOLTAIC CELLS



Switch Disconnectors

Code	No. of Poles	Rated Current	Rated VDC	No. of Modules	Carton
GW96186	2P	25A	600V	3.5	1
GW96187	4P	32A	1000V	3.5	1

Note: Utilisation category DC21B. These switch disconnectors cannot be combined.



Surge Protective Devices - Type 2 for Photovoltaic Applications

Code	Rated VDC	Max Discharge Current	No. of Modules	Aux End-of-life Contact	Carton	Spare Cartridges
GWD6426	600V	40kA	3	No	1	GWD6446
GWD6428	1000V	40kA	3	No	1	GWD6448

Characteristics: SPDs are equipped with extractable cartridges with optic end-of-life signal.



Disconnectable Fuse-Holders - Utilization category DC20B

Code	No. of Poles	Rated Current	Rated VDC	Fuse Dimensions	No. of Modules	Carton
GW96226	1P	20A	1000V	10.3x38mm	1	12
GW96227	2P	20A	1000V	10.3x38mm	2	6

OUTDOOR FEATURE LIGHTING



Point Range - Garden Light E.S.L. Lamp IP55 (Excluding Lamp) Voltage: 230V – 50Hz

Code	No. Lamps	Lamp Power	Lamp Type	Lamp Holder	Colour	Height (mm)
GW82006	1	11W	PL-11	G23	Graphite Grey	447
GW82007	1	26W	PLC-26	G24d-3	Graphite Grey	502



PL-11



PLC-26

See main AC/DC Catalogue

Authority Certificate No. 016989/001



Bolla Range - Round luminaires IP55 Weatherproof round bulkhead luminaires Polycarbonate base & diffuser.
(Lamps to be ordered separately.)

Code	Max power	Base colour		
Waterproof round bulkhead luminaires - Dia: 200mm, H115mm				
Incandescent Lamps			**Fluorescent Lamps**	
GW80616	60W (E27)	Grey RAL 7035	GW80619	2 x 7W (G23)
GW80761	60W (E27)	Graphite Grey	GW80762	2 x 7W (G23)
Waterproof round bulkhead luminaires - Dia: 260mm, H140mm				
Incandescent Lamps			**Fluorescent Lamps**	
GW80622	100W (E27)	Grey RAL 7035	GW80625	2 x 9W (G23)
GW80763	100W (E27)	Graphite Grey	GW80764	2 x 9W (G23)

Authority Certificate No. 016986/001



Guscio Range - Weatherproof rectangular luminaires IP55
Incandescent and fluorescent lamps. Polycarbonate base and diffuser. 250 x 175 x 130mm
(Lamps to be ordered separately)

Rectangular bulkhead luminaires - Incandescent Lamps			Fluorescent Lamps 1 x 9W	Fluorescent Lamps 2 x 9W
GW80601	60W (E27)	Grey RAL 7035	GW80604	GW80607
GW80771	60W (E27)	Graphite Grey	GW80772	GW80773

Weatherproof rectangular bulkhead luminaires - 320 x 225 x 165mm Incandescent lamps			Fluorescent lamps	
GW80610	100W (E27)	Grey RAL 7035	GW80613	26W (G24d-3)
GW80774	100W (E27)	Graphite Grey	GW80775	26W (G24d-3)

SIGNAL LAMPS & BULKHEAD LIGHT FITTINGS



*B22 only available while stocks last

80 Retta Range - Rectangular luminaires IP44
Incandescent lamps - 75W max (Lamps to be ordered separately)

Code Lamp holder E27	Type	Code Lamp holder B22	Carton Qty
GW80401	Transparent	–	12
GW80402	Yellow	–	12
GW80403	Red	GW80407*	12
GW80404	Green	GW80408*	12



*B22 only available while stocks last

80 Tarta Range - Oval luminaires IP44
Incandescent lamps - 60W max (Lamps to be ordered separately)

GW80409	Transparent	–	36
GW80410	Yellow	GW80414*	36
GW80411	Red	–	36
GW80412	Green	GW80416*	36



26 External Range - Indicator lights - max 15W - IP55 (Lamps to be ordered separately)

Code	Diffuser colour	Lamp holder type	Dimensions H x W x D	Carton Qty	With 220V Flasher
GW27415	Red	E14	82 x 66 x 95	5/40	GW27415/F
GW27416	Green	E14	82 x 66 x 95	5/40	GW27416/F
GW27417	Yellow	E14	82 x 66 x 95	5/40	GW27417/F
GW27418	Transparent	E14	82 x 66 x 95	5/40	GW27418/F
GW27419	Blue	E14	82 x 66 x 95	5/40	GW27419/F

Incandescent Lamp, Type **ACL1** or LED, Type **SL-25W-E14**



GW80418 *GW80417*

80 Hobby Range - Hand lamp with unbreakable diffuser complete with switch, cable (6m) and plug (Lamp to be ordered separately)

GW80417	Max lamp power 40W	E27	
Hand lamp complete with protective guard, cable (4m) and plug			
GW80418	Max lamp power 40W	E27	16

INDUSTRIAL LIGHT FITTINGS



Stainless steel diffuser clamps
Spares/Steelclips **GW88255**

IP65 - ZNT Range - with P.F. correction RAL 7035 Grey shock resistant polycarbonate base, weatherproof light fitting
(Lamps excluded)

Twin Tube				Single Tube	
Code	**Spare Diffuser**	**Lamp Power**	**Dimensions (mm) L x H x W**	**Code**	**Spare Diffuser**
GW80004	GW80134	18W	(2ft) 680 x 112 x 195/135	GW80001	GW80131
GW80005	GW80135	36W	(4ft) 1290 x 112 x 195/135	GW80002	GW80132
GW80006	GW80136	58W	(5ft) 1590 x 112 x 195/135	GW80003	GW80133



Plastic diffuser clamps

IP65 - CLICK 21 Range - Polycarbonate high performance weatherproof luminaires with electronic ballast (Lamps excluded)

Twin Tube				Single Tube	
Code	**Spare Diffuser**	**Lamp Power**	**Dimensions (mm) L x H x W**	**Code**	**Spare Diffuser**
GW80785	–	36W	(4ft) 1290 x 112 x 135	GW80782	–
GW80786	–	58W	(5ft) 1590 x 112 x 135	GW80783	–

INDOOR LIGHT FITTINGS



(Lamps excluded)

Iride Range - IP40 Polymer diffuser 'comfort' with differentiated glareproof prisms

Twin Tube			Single Tube	
Code	**Size**	**Watts**	**Code**	**Size**
GW80553	(2ft) 625 x 180 x 60	18W	GW80551	(2ft) 625 x 110 x 75
GW80554	(4ft) 1250 x 180 x 60	36W	GW80552	(4ft) 1250 x 110 x 75
GW80555	(5ft) 1555 x 200 x 60	58W		

HIGHBAY LIGHT FITTINGS



Aluminium Type



Acrylic Type



GW83531/7

Halle TS Range High Bay 230V IP65 Control Gear. 470mm ø Bowl

Acryllic Reflector	Power	Lamp	Holder	Weight	Current ST/Run	Aluminium Reflector
GX83403	250W	ME-SE	E40	6.4kg	2.10/1.42	GX83303
GX83406	400W	ME-SE	E40	7.8kg	3.80/2.20	GX83306
GW83531	IP65 Tempered glass bowl kit for Aluminium Reflector.					
GW83537	IP65 PMMA bowl kit for Acryllic Reflector.					

(Lamps excluded). QE (Mercury Vapour). ME-SE (Metal Halide & HPS)



KONO - High Bay. Weatherproof (240V) IP65

GW84805-*	400W	ME-AT/SE-ST	E40	10.8kg	4.2A

(Lamps excluded). *Add to code **M** (Metal Halide), **S** (High Pressure Sodium)



Fribay - Low Bay 230V, with power factor correction (Glass to be ordered separately)

Fitting	Power	Lamp	Holder	Current ST/Run	Dimensions mm
GX85943*	250W	MT/ST	E40	2.10/1.42	595 x 410 x 197
GX85945*	400W	MT/ST	E40	3.80/2.20	595 x 410 x 197
GW88259	Bottom Tempered Glass				342 x 335
GW84816	Flush-mounting frame				595 x 410 x 20

(Lamps excluded). *Add to code **M** (Metal Halide), **S** (High Pressure Sodium)

FLOOD LIGHTS

Horus



GX85001/2

Horus - High Temperature Plastic Housing IP55

Code Asymmetrical	Power	Lamp	Holder	Code Symmetrical
GX85301*	70W	MD/ST	Rx7s	**GX85001***
–	150W	MD/ST	Rx7s	**GX85002***

(Complete with lamp). *Add to code **M** (Metal Halide), **S** (High Pressure Sodium)
Spare lamps: **ST-70**, **ST-150**, **MD-70** & **MD-150** (see page 752)



GX85306



GX85066

Horus Symmetrical Floodlights with E.S. Lamps 230V IP65

Code	No. Lamps	Lamp Power	Lamp Type	Lamp Holder	Current	Weight (kg)
GX85306	2x	18W	PLC-18	G24d-2	0.375A	2.7
GX85307	2x	26W	PLC-26	G24d-3	0.4A	2.7
GX85066	2x	42W	PLCE-42	G24q-4	0.45A	5.2

(Excluding Lamps) For lamps see page 744



Genius - Floodlights for halogen lamps IP55

Code	Power	Lamp	Holder	Amps	Dimensions
GW84201	500W	HD	R7s	2.2A	180 x 155 x 120
GW84202	1000W	HD	R7s	4.5A	355 x 230 x 150
GW84203	1500W	HD	R7s	6.5A	355 x 230 x 150

(Lamps excluded) HD (Linear Halogen). For lamps see page 754



Genius - Floodlights on yellow tubular stand IP55

Code	Power	Lamp	Holder	Amps	Dimensions
GW84204	500W	HD	R7s	2.2A	245 x 345 x 245
GW84205	1000W	HD	R7s	4.5A	420 x 470 x 355

(Lamps excluded). HD (Linear Halogen). For lamps see page 754
c/w protective wire guard, 5m (1.5 x 3 core) cable fitted with a 16A 2P+E (IP67) 250V plug



Titano – Diffused optics floodlights IP66 (wide beam). 230V, with power factor correction

Symmetrical	Power	Lamp	Holder	Dimensions	Asymmetrical
GX84465	250W	MT/SD	E40	418 x 328 x 260	**GX84491**
GX84466	400W	MT/SD	E40	418 x 328 x 260	**GX84494**

Titano – restricted floodlights IP66 (narrow beam)

GX84520	250W	MT/SD	E40	418 x 328 x 260	**GX84552**
GX84522	400W	MT/SD	E40	418 x 328 x 260	**GX84554**
-	600W	MT/SD	E40	418 x 328 x 260	**-**

(Lamps excluded). Suitable for MT (Metal Halide) or ST (High Pressure Sodium) lamps.
Code for lamps **MT-250**, **MT-400** (MH), **SD-250, SD-400** (HPS) (see page 752)



Fitting



Control Gear

Colosseum/Stadium – Symmetrical diffused floodlights IP66

Code	Power	Lamp	Holder	Control Gear	Current
GW84647	1000W	MT/ST	E40	**GW84616** 230V	10.3A
GW84648	1000W	MT	E40	**GW84627** 230V	8.25A
GW84663	2000W	MN	Cable	***GW84621** 400V	9.8A

Note: Fitting and control gear are separate items. (Lamps excluded). MT (Metal Halide).
MN (Metal Halide). ST (High Pressure Sodium) (see page 752)
*400V supply only 1PH (L-L).

Complies to Safety Standard IEC60598-2-5

NEW

SMART [4] LED - INDUSTRIAL LIGHTING IP66 GWT 850°

5 YEARS EXTENDED WARRANTY

Smart [4]

		Low-Bay Lighting Devices				High-Bay Lighting Devices			
									
Code		**LB 2L**	**LB 2+2L**	**LB 4L**	**LB 5L**	**HB 4+4L**	**HB 5+5L**	**HB 4x4L**	**HB 4x5L**
ϕ Light Output*		2,600lm	5,150lm	5,150lm	5,900lm	10,300lm	11,750lm	20,650lm	23,500lm
P SIS		31W	62W	62W	69W	124W	138W	248W	276W
Equivalent Power		58W FD	2x58W FD	2x58W FD	2x58W FD	250W ME	250W ME	400W ME	400W ME
System Efficiency		83lm/W	83lm/W	83lm/W	85lm/W	83lm/W	85lm/W	83lm/W	85lm/W
Lifetime (L80)		80,000h	80,000h	80,000h	80,000h	80,000h	80,000h	80,000h	80,000h
Colour Temperature		4,000K	4,000K	4,000K	4,000K	4,000K	4,000K	4,000K	4,000K
CRI		≥ 80	≥ 80	≥ 80	≥ 80	≥ 80	≥ 80	≥ 80	≥ 80
Weight (Kg)		2.3kg	4.1kg	4.0kg	4.0kg	7.4kg	7.4kg	13.4kg	13.4kg
Installation	Ceiling-mounting	●	●	●	●	⊘	⊘	⊘	⊘
	Trunking	●	●	●	●	○	○	○	○
	Rod (Ties)	○	○	●	●	⊘	⊘	○	○
	Rod (Plate)	○	○	⊘	⊘	⊘	⊘	○	○
	Suspension	⊘	⊘	⊘	⊘	●	●	●	●
	Bracket	⊘	⊘	⊘	⊘	⊘	⊘	⊘	⊘
Optics	Restricted 30°	**GWL1013**	**GWL1043**	**GWL1073**	**GWL1113**	**GWL1313**	**GWL1343**	**GWL1373**	**GWL1413**
& Codes	Average 60°	**GWL1012**	**GWL1042**	**GWL1072**	**GWL1112**	**GWL1312**	**GWL1342**	**GWL1372**	**GWL1412**
	Diffused 100°	**GWL1011**	**GWL1041**	**GWL1071**	**GWL1111**	**GWL1311**	**GWL1341**	**GWL1371**	**GWL1411**
	Elliptic	**GWL1014**	**GWL1044**	**GWL1074**	**GWL1114**	**GWL1314**	**GWL1344**	**GWL1374**	**GWL1414**
	Asymmetrical	▲	▲	▲	▲	▲	▲	▲	▲
Management	Stand Alone	●	●	●	●	●	●	●	●
	1-10V	▲	▲	▲	▲	▲	▲	▲	▲
	RF	△	△	△	△	△	△	△	△
Accessories	Bracket Kit	**GWL1921**	**GWL1922**	**GWL1923**	**GWL1923**	**GWL1924**	**GWL1924**	**GWL1925**	**GWL1925**
	Fixed Suspension Kit	**GWL1901**	**GWL1901**	**GWL1901**	**GWL1901**	Included	Included	Included	Included
	Ceiling Kit	Included	Included	Included	Included	**GWL1927**	**GWL1927**	**GWL1928**	**GWL1928**
	Rod Kit	○	○	**GWL1926**	**GWL1926**	4 x **GWL1926**	4 x **GWL1926**	○	○
	Protective glass	**GWL1902**	2 x **GWL1902**	**GWL1903**	**GWL1903**	2 x **GWL1903**	2 x **GWL1903**	4 x **GWL1903**	4 x **GWL1903**
	Vandal-Proof/Safety Kit	Included	**GWL1905**	**GWL1905**	**GWL1905**	2 x **GWL1905**	2 x **GWL1905**	2 x **GWL1905**	2 x **GWL1905**

* Refers to the version with 100° diffused optic ●Standard ○Non Envisaged ⊘Accessory ▲Upon Request △Under Development

NEW

SMART [4] LED - FLOOD LIGHTS IP66

5 YEARS EXTENDED WARRANTY

Smart [4]

						
Code		**FL 2L**	**FL 2+2L**	**FL 5L**	**FL 5+5L**	**FL 4x5L**
ϕ Light Output*		1,950lm	3,900lm	4,600lm	9,250lm	18,450lm
P SIS		31W	62W	69W	138W	276W
Equivalent Power		35W FD	70W FD	100W FD	250W FD	400W FD
System Efficiency		63lm/W	63lm/W	67lm/W	67lm/W	67lm/W
Lifetime (L80)		80,000h	80,000h	80,000h	80,000h	80,000h
Colour Temperature		4,000K	4,000K	4,000K	4,000K	4,000K
CRI		≥ 80	≥ 80	≥ 80	≥ 80	≥ 80
Weight (Kg)		3.0kg	5.1kg	4.9kg	8.5kg	15.9kg
Installation	Bracket	●	●	●	●	●
Optics & Codes	10° Spotlight	**GWL1611**	**GWL1641**	**GWL1671**	**GWL1711**	**GWL1741**
	Restricted 30°	**GWL1612**	**GWL1642**	**GWL1672**	**GWL1712**	**GWL1742**
	Average 60°	**GWL1613**	**GWL1643**	**GWL1673**	**GWL1713**	**GWL1743**
	Diffused 100°	▲	▲	▲	▲	▲
	Elliptic	**GWL1614**	**GWL1644**	**GWL1674**	**GWL1714**	**GWL1744**
	Asymmetrical	**GWL1615**	**GWL1645**	**GWL1675**	**GWL1715**	**GWL1745**
Management	Stand Alone	●	●	●	●	●
	1-10V	▲	▲	▲	▲	▲
	RF	△	△	△	△	△

* Refers to the version with 100° diffused optic ●Standard ○Non Envisaged ⊘Accessory ▲Upon Request △Under Development

For photometric data, refer to data CD or visit www.gewiss.com

NEW

STREET LIGHTING



Street LED

Street LED [O_3]

Die-Cast Aluminium, Flat Glass, Voltage: 220/240V-50/60Hz, IP66 - 530mA

Code	No. of Mod	Lamp	Colour Temp.	Colour	Weight
GW87501	2 (2x16 LED)	LED	3500K	Graphite/Aluminium	9.1kg
GW87502	3 (3x16 LED)	LED	3500K	Graphite/Aluminium	9.7kg
GW87503	4 (4x16 LED)	LED	3500K	Graphite/Aluminium	10.3kg
GW87504	5 (5x16 LED)	LED	3500K	Graphite/Aluminium	10.9kg
GW87510	1 (1x16 LED)	LED	4000K	Graphite/Aluminium	8.5kg
GW87511	2 (2x16 LED)	LED	4000K	Graphite/Aluminium	9.1kg
GW87512	3 (3x16 LED)	LED	4000K	Graphite/Aluminium	9.7kg
GW87513	4 (4x16 LED)	LED	4000K	Graphite/Aluminium	10.3kg
GW87514	5 (5x16 LED)	LED	4000K	Graphite/Aluminium	10.9kg



Street Cosmopolis

Street Cosmopolis [O_3]

Die-Cast Aluminium, Flat Glass,Voltage: 220/240V-50/60Hz, IP66

Code	Lamp Power	Lamp	Lamp Type	Colour	Weight
GW87541	45W	MT	Metal Halide	Graphite/Aluminium	8.2kg
GW87542	60W	MT	Metal Halide	Graphite/Aluminium	8.2kg
GW87543	90W	MT	Metal Halide	Graphite/Aluminium	10.3kg



GW87410

Street Optic [O_3]

Die-Cast Aluminium, with PMMA Lenses - IP66 - 700mA

Code	No. of Mod	Lamp	Colour Temp.	Colour	Weight
GW87410	1 (1x16 LED)	LED	4000K	Graphite/Aluminium	8.5kg
GW87411	2 (2x16 LED)	LED	4000K	Graphite/Aluminium	9.1kg
GW87412	3 (3x16 LED)	LED	4000K	Graphite/Aluminium	9.6kg



GWS7801

Street [O_3] MAXI

Die-Cast Aluminium, with Plexiglass Lenses - IP66 - 530mA

Code	No. of Mod	Lamp	Colour Temp.	Colour	Weight
Voltage: 220/240V - 50/60Hz - Stand-alone and/or Possibility of Dimmer 1-10V					
GWS7801	6 (6x16 LED)	LED	4000K	Graphite/Aluminium	16kg
GWS7802	7 (7x16 LED)	LED	4000K	Graphite/Aluminium	16.7kg
GWS7803	8 (8x16 LED)	LED	4000K	Graphite/Aluminium	17.3kg
GWS7804	9 (9x16 LED)	LED	4000K	Graphite/Aluminium	18kg
GWS7805	10 (10x16 LED)	LED	4000K	Graphite/Aluminium	18.7kg
Voltage: 220/240V - 50/60Hz - Bi-Power with Self-Learning					
GWS7821	6 (6x16 LED)	LED	4000K	Graphite/Aluminium	16kg
GWS7822	7 (7x16 LED)	LED	4000K	Graphite/Aluminium	16.7kg
GWS7823	8 (8x16 LED)	LED	4000K	Graphite/Aluminium	17.3kg
GWS7824	9 (9x16 LED)	LED	4000K	Graphite/Aluminium	18kg
GWS7825	10 (10x16 LED)	LED	4000K	Graphite/Aluminium	18.7kg

Note: The bi-power versions with self-learning can be configured in 3 flow reduction mode: two of 6 hours (0-6hrs or 2-4hrs) and one of 8 hours (2-6hrs). The driving current can be set at 530/410/350 mA via a jumper or resistor.



Avenue 1

Avenue 1

Technopolymer Street Lighting, PC Bowl, Voltage: 230V-50Hz, IP65

Code	Lamp Power	Lamp	Lamp Holder	Colour	Weight
GW87055	100W	ME-MT/SE-ST	E40	Grey/Pearl	9.6kg
GW87056	150W	ME-MT/SE-ST	E40	Grey/Pearl	10.3kg
GW87057	90W	ME-MT/SE-ST	E40	Grey/Pearl	11.1kg



Avenue 2

Avenue 2

Die-Cast Aluminium Street Lighting, PC Bowl, Voltage: 230V-50Hz, IP66

Code	Lamp Power	Lamp	Lamp Holder	Colour	Weight
GW87156	150W	ME-MT/SE-ST	E40	Graphite/Aluminium	15.2kg
GW87157	250W	ME-MT/SE-ST	E40	Graphite/Aluminium	16kg
GW87158	250W	ME-MT*	E40	Graphite/Aluminium	15.2kg

*Lamp with striking voltage of 0.7 ÷ 1kV

STREET LIGHTING



Urban LED



Urban Cosmopolis



Saturno

Poles to be ordered separately



Poles to be ordered separately

Urban LED [O_3]

Die-Cast Aluminium Urban Lighting, Flat Glass, Voltage: 220/240V-50/60Hz, IP66 - 530mA

Code	No. of Mod	Lamp	Colour Temp.	Colour
GW87601	2 (2x16 LED)	LED	3500K	Graphite Grey
GW87602	3 (3x16 LED)	LED	3500K	Graphite Grey
GW87603	4 (4x16 LED)	LED	3500K	Graphite Grey

Urban Cosmopolis [O_3]

Die-Cast Aluminium Urban Lighting, Flat Glass, Voltage: 220/240V-50/60Hz, IP66

Code	Lamp Power	Lamp	Lamp Holder	Colour
GW87641	45W	MT	PGZ-12	Graphite Grey
GW87642	60W	MT	PGZ-12	Graphite Grey
GW87643	90W	MT	PGZ-12	Graphite Grey

Saturno

Complete kits with indirect light for urban areas, Voltage: 220/240V-50/60Hz, IP65

Code	Optic	Power	Lamp	Lumen Output	Colour
GW85662	Street	150W	LED	3900	Graphite Grey
GW85688	Kit for Pole Mounting - Graphite Grey - 2.0kg				
GW85685	Kit for Pole Place Mounting - Graphite Grey - 2.0kg				

Place

Versions for Poles, Complete Multiple Composition, Voltage: 230V-50Hz, IP54

Code	Lamp Power	Lamp	Lamp Holder	Colour
GW86411	70W	SE*	E27	Transparent
GW86416	70W	SE*	E27	Opal

Poles to be ordered separately as per project specification. *Use lamps with built-in ignitor.

POST TOP LIGHTS IP54



GW86871





GW86873

Glob - Kits

Code	Description	N.Globes	Arrangement	Weight (kg)	Ctn
GW86871	Kits 2 - 180	2	180°	1,8	1
GW86873	Kits 3 - 120	3	180°	2,3	1

Kit Composition:

GW86871: 1 twin-arm coupling for pole **GW86783**; 2 arms (310mm) **GW86781**;
1 ring nut for pole **GW86785**; 1 terminal for pole **GW86786**.

GW86873: 1 triple-arm coupling for pole **GW86784**; 3 arms (310mm) **GW86781**;
1 ring nut for pole **GW86785**; 1 terminal for pole **GW86786**.

Notes: to be completed with glob bases, spheres and pole.



GW86745



GW86710

Bases for Arms

Code	Description	Max. Lamp Power	Colour	Weight (kg)	Ctn
GW86745	Base with Lamp Holder for Incandescent	100W	Graphite Grey	0.8	1/4
GW86710	Base with Lamp Holder for HPS Lamps	70W	Graphite Grey	2.2	1/4



GW86624



GW86625



GW86626

Spherical Glob - 40mm

Code	Description	For Lamps	Dimensions	Weight (kg)	Ctn
GW86624	Transparent	Incandescent: Max. 100W E27 HPS: 50-70W E27	Ø400mm	2.1	1
GW86625	Opal		Ø400mm	2.1	1
GW86626	Smoked		Ø400mm	2.1	1



GW86764



GW86762



GW86790

Glob Accessories

Code	Description	Material	Weight (kg)	Ctn
GW86762	Anti Glare Louver	Polished-Anodized Aluminium	0.6	1/4
GW86764	Heat Protection cover	Polished-Anodized Aluminium	0.1	1/4
GW86790	Single Wall Bracket for surface mounting	Aluminium Base Steel Arm	1	1
GW86791	Double Wall Bracket for surface mounting	Aluminium Base Steel Arm	1.7	1

EMERGENCY LUMINAIRES WALL OR CEILING MOUNT

EXTENDED RANGE



GW81212/3/5/6

Flat - Non-maintained lighting – *Lamps included*

Code	Lamp Power	Lamp Type	Duration	Batteries Type	Weight (kg)	Mounting	Mounting Type	IP
GW81212	8W	FD	over 1h	Ni-Cd	1.0	Wall	Surface	IP40
GW81213	8W	FD	over 3h	Ni-Cd	1.1	Wall	Surface	IP40

Flat - Maintained lighting – *Lamps included*

GW81215	8W	FD	over 1h	Ni-Cd	1.0	Wall	Surface	IP40
GW81216	8W	FD	over 3h	Ni-Cd	1.1	Wall	Surface	IP40



GW81222/3



Wall Mount
GW81266



Ceiling Mount
GW81261
Double Side

Basic - Non-maintained lighting – *Lamps included*

GW81253	8W	FD	over 1h	Ni-Cd	1,5	Wall	Flush	IP40
GW81254	8W	FD	over 3h	Ni-Cd	1,6	Wall	Flush	IP40
GW81257	24W	FD	over 1h	Ni-Cd	1,7	Wall	Flush	IP40
GW81222	8W	FD	over 1h	Ni-Cd	1,3	Wall/Ceiling	Surface	IP65
GW81223	8W	FD	over 3h	Ni-Cd	1,4	Wall/Ceiling	Surface	IP65
GW81224	24W	FD	over 1h	Ni-Cd	1,5	Wall/Ceiling	Surface	IP65

Basic - Maintained lighting – *Lamps included*

GW81255	8W	FD	over 1h	Ni-Cd	1,5	Wall	Flush	IP40
GW81258	8W	FD	over 3h	Ni-Cd	1,6	Wall	Flush	IP40
GW81259	24W	FD	over 1h	Ni-Cd	1,7	Wall	Flush	IP40
GW81225	8W	FD	over 1h	Ni-Cd	1,3	Wall/Ceiling	Surface	IP65
GW81226	8W	FD	over 3h	Ni-Cd	1,4	Wall/Ceiling	Surface	IP65
GW81227	24W	FD	over 1h	Ni-Cd	1,5	Wall/Ceiling	Surface	IP65
GW81601	3W	LED	over 1h	Ni-Mh	1,5	Wall/Ceiling	Surface	IP42
GW81602	3W	LED	over 3h	Ni-Mh	1,6	Wall/Ceiling	Surface	IP42
GW81261	11W	FD	over 1h	Ni-Cd	1,3	Wall/Ceiling	Surface	IP40
GW81266	11W	FD	over 1h	Ni-Cd	1,6	Ceiling	Surface	IP40

NEW



GW81631



Luminaire with safety sign fitted

Check - Non-Maintained lighting with local self-diagnosis – *Lamps included*

GW80933	8W	FD	over 1h	Ni-Cd	1,5	Wall	Surface	IP40
GW80934	8W	FD	over 3h	Ni-Cd	1,6	Wall	Surface	IP40
GW80935	24W	FD	over 1h	Ni-Cd	1,7	Wall	Flush	IP40
GW80943	8W	FD	over 1h	Ni-Cd	1,3	Wall/Ceiling	Surface	IP65
GW80944	8W	FD	over 3h	Ni-Cd	1,4	Wall/Ceiling	Surface	IP65
GW80945	24W	FD	over 1h	Ni-Cd	1,5	Wall/Ceiling	Surface	IP65

Check - Maintained lighting with local self-diagnosis – *Lamps included*

GW80936	8W	FD	over 1h	Ni-Cd	1,5	Wall	Flush	IP40
GW80937	8W	FD	over 3h	Ni-Cd	1,6	Wall	Flush	IP40
GW80938	24W	FD	over 1h	Ni-Cd	1,7	Wall	Flush	IP40
GW80951	8W	FD	over 1h	Ni-Cd	1,3	Wall/Ceiling	Surface	IP65
GW80952	8W	FD	over 3h	Ni-Cd	1,4	Wall/Ceiling	Surface	IP65
GW80953	24W	FD	over 1h	Ni-Cd	1,5	Wall/Ceiling	Surface	IP65
GW81631	3W	LED	over 1h	Ni-Mh	1,5	Wall/Ceiling	Surface	IP42
GW81632	3W	LED	over 3h	Ni-Mh	1,6	Wall/Ceiling	Surface	IP42
GW80921	11W	FD	over 1h	Ni-Cd	1,3	Wall/Ceiling	Surface	IP40



GW80968



GW81691

Rectangular Boxes for Flush-mounting

Code	Suitable for	Material	Outer Dimensions mm	Weight	Carton
GW80968	8-24W	PS	376 x 168 x 48	0.3	1/10

Fixing Bracket for Wall

Code	Type of Installation	Colour	Carton
GW81691	Perpendicular to the Wall	White	1/24
GW81692	Parallel to the Wall	White	1/24

Safety Signs – Self adhesive labels for above emergency luminaires



For IP40	FLAT 8-24W	GW80261	GW80262	GW80263	GW80264
For IP40	BASIC/CHECK - Double Sided 11W	GW80341	GW80342	GW80343	GW80344
For IP65	BASIC/CHECK - 8-24W	GW80216	GW80217	GW80219	GW80222
For IP42	BASIC/CHECK - LED - 3W	GW80471	GW80472	GW80473	GW80474

HEAD OFFICE

P.O. Box 3812, Edenvale
1610, South Africa
26 Nguni Drive
Longmeadow Estate West
Edenvale, Gauteng
South Africa

info@acdc.co.za
Tel: 010 202 3300
Fax: 087 807 5441
www.acdc.co.za

Distributors and Franchises throughout Southern Africa

NATIONAL

Sales	**Tel: 010 202 3400**
Technical	**Tel: 010 202 3500**
Germiston	Tel: 011 418 9600
Cape Town	Tel: 021 510 0710
Pinetown	Tel: 031 700 4215
Riverhorse	Tel: 031 492 4800



Distributed by:

AC/DC SFC GEWISS
3rd Edition September 2014

ACDC DYNAMICS
www.acdc.co.za