OMRON

Slide DIP Switch

A6SN

Surface-Mounting Slide DIP Switches with High Contact Reliability



- Knife-edge structure with high contact pressure mechanism assures high reliability.
- Washable , without seal tape available.
- With seal tape enables adsorption on auto mounting machine.
- Models with from 1 to 10 poles meet wide needs.

RoHS Compliant

■ List of Models

Tube Packaging

Type		Flat actuator	Raised actuator
			
No.of poles	Quantity per tube		
1	100	**A6SN-1101**	**A6SN-1104**
2	60	**A6SN-2101**	**A6SN-2104**
3	45	**A6SN-3101**	**A6SN-3104**
4	35	**A6SN-4101**	**A6SN-4104**
5	30	**A6SN-5101**	**A6SN-5104**
6	25	**A6SN-6101**	**A6SN-6104**
7	20	**A6SN-7101**	**A6SN-7104**
8	20	**A6SN-8101**	**A6SN-8104**
9	15	**A6SN-9101**	**A6SN-9104**
10	15	**A6SN-0101**	**A6SN-0104**

Embossed Taping *

Type	Flat actuator				Raised actuator	
	Standard		With seal tape			
						
No.of poles	Quantity per tube		Quantity per tube		Quantity per tube	
2	750	**A6SN-2101-P**	750	**A6SN-2102-P**	700	**A6SN-2104-P**
3		**A6SN-3101-P**		**A6SN-3102-P**		**A6SN-3104-P**
4		**A6SN-4101-P**		**A6SN-4102-P**		**A6SN-4104-P**
5		**A6SN-5101-P**		**A6SN-5102-P**		**A6SN-5104-P**
6		**A6SN-6101-P**		**A6SN-6102-P**		**A6SN-6104-P**
7		**A6SN-7101-P**		**A6SN-7102-P**		**A6SN-7104-P**
8		**A6SN-8101-P**		**A6SN-8102-P**		**A6SN-8104-P**
9		**A6SN-9101-P**		**A6SN-9102-P**		**A6SN-9104-P**
10		**A6SN-0101-P**		**A6SN-0102-P**		**A6SN-0104-P**

Note: **1.** Order in multiples of the package quantity.

■ Ratings/Characteristics

Rating (resistive load)		25 mA at 24 VDC 10 μA (minimum current) at 3.5 VDC
Ambient operating temperature		-30 to +85 °C at 60% max. (with no icing or condensation)
Ambient operating humidity		35% to 95% (at +5 to +35 °C)
Insulation resistance		100 MΩ min. (at 100 VDC with insulation tester)
Contact resistance (initial value)		200 mΩ max.
Dielectric strength	**Between terminals**	300 VAC for 1 min
Vibration resistance	**Malfunction**	10 to 55 Hz, 1.5-mm double amplitude
Shock resistance	**Malfunction**	490 m/s^2 min.
Durability	**Electrical**	1,000 operations min.
Washing		Possible
Degree of protection		IEC IP40
Operating force		0.98 to 7.9 N {100 to 806 gf}
Weight		0.3 g (2 poles) 0.55 g (4 poles) 0.8 g (6 poles) 1.05 g (8 poles) 1.3 g (10 poles)

■ Dimensions (Unit: mm)

● Flat actuator

Standard / With seal tape
A6SN-□101
A6SN-□102-P







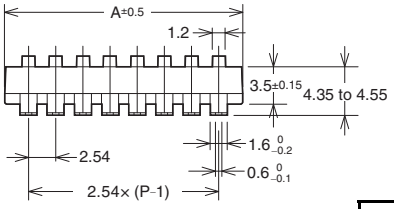

1 pole type

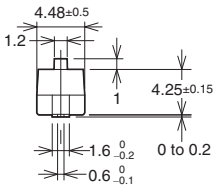

Flat actuator Standard



Flat actuator With seal tape

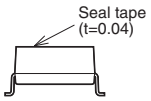

Raised actuator

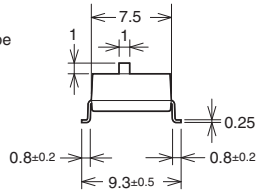

● Raised actuator

A6SN-□104
A6SN-□104-P



Dimensions of PCB pad (Reference) (Top View)

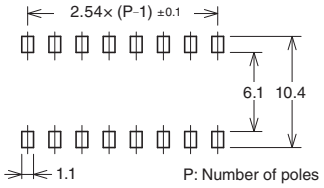

No.of poles	Flat actuator		Raised actuator	A
	Standard	With seal tape		
1	**A6SN-1101**	---	**A6SN-1104**	4.48
2	**A6SN-2101**	**A6SN-2102-P**	**A6SN-2104**	7.0
3	**A6SN-3101**	**A6SN-3102-P**	**A6SN-3104**	9.6
4	**A6SN-4101**	**A6SN-4102-P**	**A6SN-4104**	12.1
5	**A6SN-5101**	**A6SN-5102-P**	**A6SN-5104**	14.6
6	**A6SN-6101**	**A6SN-6102-P**	**A6SN-6104**	17.2
7	**A6SN-7101**	**A6SN-7102-P**	**A6SN-7104**	19.7
8	**A6SN-8101**	**A6SN-8102-P**	**A6SN-8104**	22.3
9	**A6SN-9101**	**A6SN-9102-P**	**A6SN-9104**	24.8
10	**A6SN-0101**	**A6SN-0102-P**	**A6SN-0104**	27.3

■ Internal Connections

Contact Form (Top View)

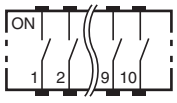

■ Precautions

Be sure to read the Safety precautions common to all DIP Switches for correct use.

• Application examples provided in this document are for reference only. In actual applications, confirm equipment functions and safety before using the product.
• Consult your OMRON representative before using the product under conditions which are not described in the manual or applying the product to nuclear control systems, railroad systems, aviation systems, vehicles, combustion systems, medical equipment, amusement machines, safety equipment, and other systems or equipment that may have a serious influence on lives and property if used improperly. Make sure that the ratings and performance characteristics of the product provide a margin of safety for the system or equipment, and be sure to provide the system or equipment with double safety mechanisms.

Note: Do not use this document to operate the Unit.

OMRON Corporation
Electronic and Mechanical Components Company **Contact: www.omron.com/ecb**

Cat. No. A193-E1-05
0117(0207)(O)