10420000	DATA SHEET	LAPP
Valid from: 16.10.2023	EPIC® H-A 3 SS / H-A 3 BS	

Description

- H-A inserts with screw termination up to 2.5 mm² wire cross section.
- The small H-A 3 / H-A 4 are used whenever there is minimal space.
- Easy to service screw connection.
- Easy cable connection with strait cable entry in the contacts.



General Characteristics

Series	H-A 3
Version	Male/Female(Article 10421000)
Number of Contacts	3+PE
Termination Methods	Screw termination: 0.5 - 2.5 mm² (2.5 mm² with conductor end sleeves depending on the crimping profile)
Protection (DIN EN 60529)	IP65, latched to the housing
Protection (NEMA 250, UL50E)	4, 12, latched to the housing
Temperature Range	-40°C to +100°C, short-term up to +125°C

Mechanical Characteristics

Cycle of mechanical operation	100

Electrical Characteristics

Rated Voltage, IEC	400 V
Rated Voltage, UL	600 V
Rated Voltage, CSA	600 V
Rated Impulse Voltage	4 kV
Rated Current, IEC	23 A
Rated Current, UL	10 A
Rated Current, CSA	10 A
Contact Resistance	1,5 - 4 mOhm
Degree of Soiling	3

Materials and Surfaces

Contacts	Copper alloy, hard silver-plated
Insulating Body	PA
Flammability Class according to UL 94	V0

Approvals

UL-Approval, E-File-Number	E75770
VDE-Approval, VDE-REG.-Nr.	B437

Standard

Safety Standard	IEC 61984, UL 1977

We reserve all rights according to DIN ISO 16016.

Technical Drawings



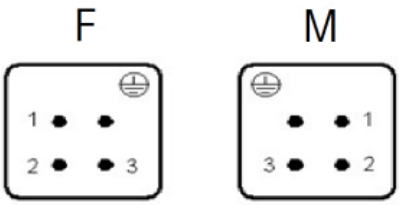

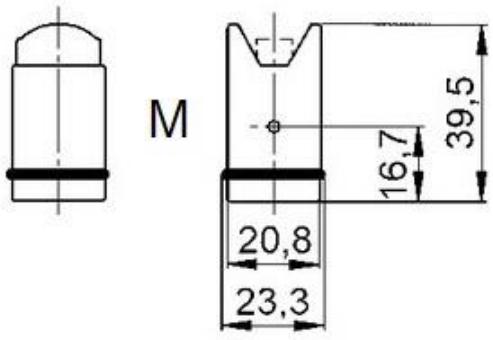

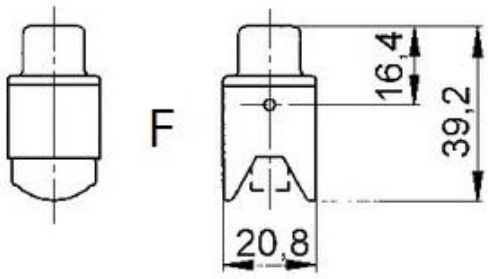

We reserve all rights according to DIN ISO 16016.
PD 0019/05_04.18EN

REG.-Nr. B437



Industrial machinery and plant engineering



Assembly time



Space requirement

Info

Robust power supply connector
Straight cable entry into the contacts

Application range

Machine and equipment manufacturings

Remark

Photographs are not to scale and do not represent detailed images of the respective products.

We reserve all rights according to DIN ISO 16016.